

Price indices of sold production of industry in October 2019

22.11.2019


0.1%

the drop of producer prices in industry in comparison with the corresponding month of the last year

According to preliminary data in October 2019 the prices of sold production of industry were lower in comparison with the previous month by 0.4%. In comparison with the corresponding month of the last year the prices decreased by 0.1%.

Table 1. Price indices of sold production of industry in October 2019

SPECIFICATION	IX 2019		X 2019		I-X 2019	
	VIII 2019=100	corresponding period 2018=100	IX 2019=100	XII 2018=100	I-X 2018=100	
TOTAL	100.4	100.8*	99.9	99.6	101.3	101.4
Mining and quarrying	101.5*	104.0*	101.8	99.3	101.8	102.5
Manufacturing	100.4	100.3	99.4	99.5	101.0	101.0
Electricity, gas, steam and air conditioning supply	99.9	104.1*	103.8	99.6	103.1	104.6
Water supply; sewerage, waste management and remediation activities	100.1	102.7	102.6	100.1	102.3	102.4

* Data revised.

In October in comparison with the previous month the prices drop was recorded in majority sections of industry, of which the most in mining and quarrying by 0.7%. However, prices increased in water supply; sewerage, waste management and remediation activities by 0.1%. In annual terms the prices drop was noticed in industry by 0.1%, of which in manufacturing by 0.6%. Prices in other sections of industry increased.

According to preliminary data, **the prices of sold production of industry** in October 2019 were lower by 0.4% in comparison with the previous month. The prices drop was recorded in majority sections of industry. The largest prices drop was registered in **mining and quarrying** by 0.7%, of which in mining of metal ores by 1.1% as well as in mining of coal and lignite by 0.7%. The prices decreased in **manufacturing** by 0.5%. The largest prices drop took part in manufacture of coke and refined petroleum products (by 3.0%). The prices decrease was also noticed, among others, in manufacture: of basic metals (by 1.6%), of chemicals and chemical products (by 0.8%), of beverages (by 0.6%), of wearing apparel, of products of wood, cork, straw and wicker (by 0.5% each), of computer, electronic and optical products (by 0.4%), of paper and paper products, of electrical equipment, of other transport equipment, of furniture (by 0.3% each), of food products, of pharmaceutical products, of rubber and plastic products (by 0.2% each), of other non-metallic mineral products, of metal products (by 0.1% each). The prices of manufacture of machinery and equipment remained unchanged to the ones recorded in the previous month. However, the prices increased, among others, in manufacture: of textiles, of motor vehicles, trailers and semi-trailers (by 0.1% each), of printing and reproduction of recorded media (by 0.3%), of tobacco products, of leather and related products (by 0.6% each). The prices dropped also in **electricity, gas, steam and air conditioning supply** by 0.4%. The prices in section **water supply; sewerage, waste management and remediation activities** increased by 0.1%.

Among divisions of manufacturing the biggest drop of prices was recorded in October 2019 in comparison with the previous month in manufacture of coke and refined petroleum products by 3.0% (in comparison with December last year the prices growth was recorded by 10.5%)

In October 2019 **the prices of sold production of industry** were lower by 0.1% than a year earlier. The prices drop, among industry sections, was recorded only in **manufacturing** by 0.6%. The largest prices drop was recorded in manufacture of coke and refined petroleum products (by 8.3%). The prices also decreased, among other things, in manufacture: of basic metals (by 4.2%), of chemicals and chemical products (by 2.6%), of paper and paper products (by 2.5%), of printing and reproduction of recorded media (by 1.9%), of computer, electronic and optical products (by 1.8%), of beverages, of products of wood, cork, straw and wicker (by 1.4% each), of rubber and plastic products (by 1.3%), of furniture (by 0.7%), of textiles (by 0.6%), of machinery and equipment (by 0.2%), of metal products (by 0.1%). However, the rise of prices was recorded, among other things, in manufacture: of wearing apparel (by 0.7%), of motor vehicles, trailers and semi-trailers (by 1.3%), of electrical equipment (by 1.6%), of pharmaceutical products (by 1.7%), of food products, of leather and related products (by 2.1% each), of other transport equipment (by 2.5%), of other non-metallic mineral products (by 2.9%), of tobacco products (by 4.5%). The prices increased in section **mining and quarrying** by 1.8%, of which in mining of metal ores by 1.8% as well as in mining of coal and lignite by 1.3%. The prices in section **water supply; sewerage, waste management and remediation activities** rose by 2.6%. The largest price growth was recorded in section **electricity, gas, steam and air conditioning supply** by 3.8%.

The deepest drop of prices in comparison with October of the previous year was recorded in manufacture of coke and refined petroleum products by 8.3%

Chart 1. Prices changes of sold production of industry in 2018-2019 in relation to the previous period

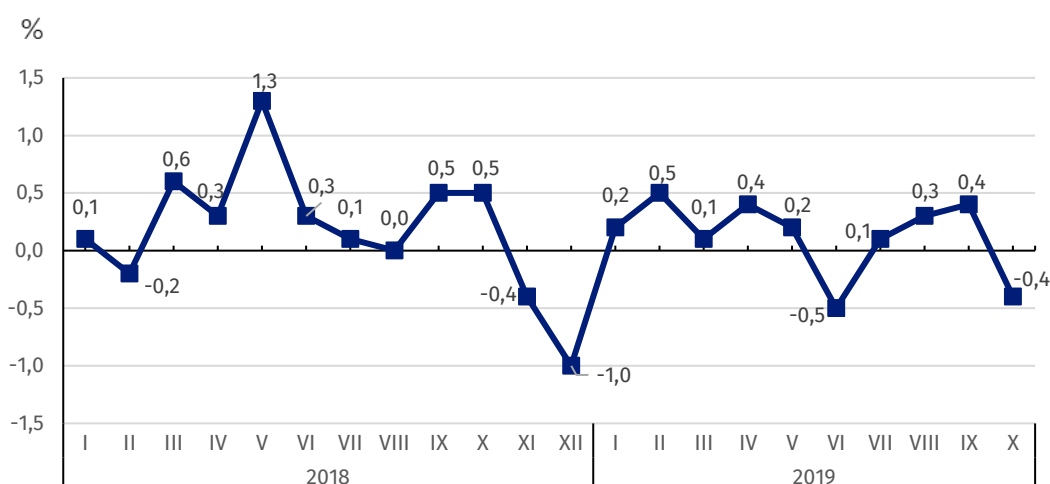


Chart 2. Prices changes of sold production of industry in 2018-2019 in relation to the same period of the previous year

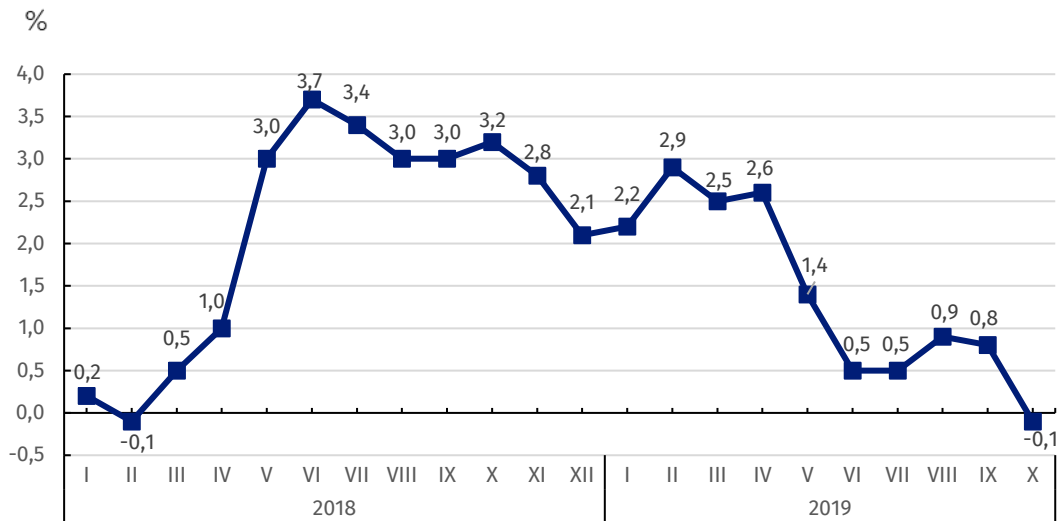


Chart 3. Prices changes of sold production of industry in 2018-2019 in relation to XII 2017

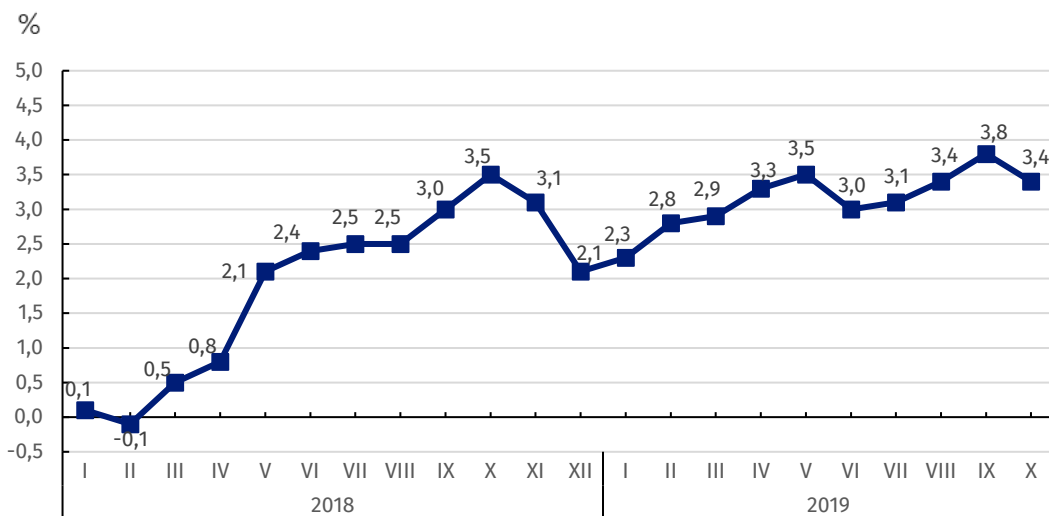
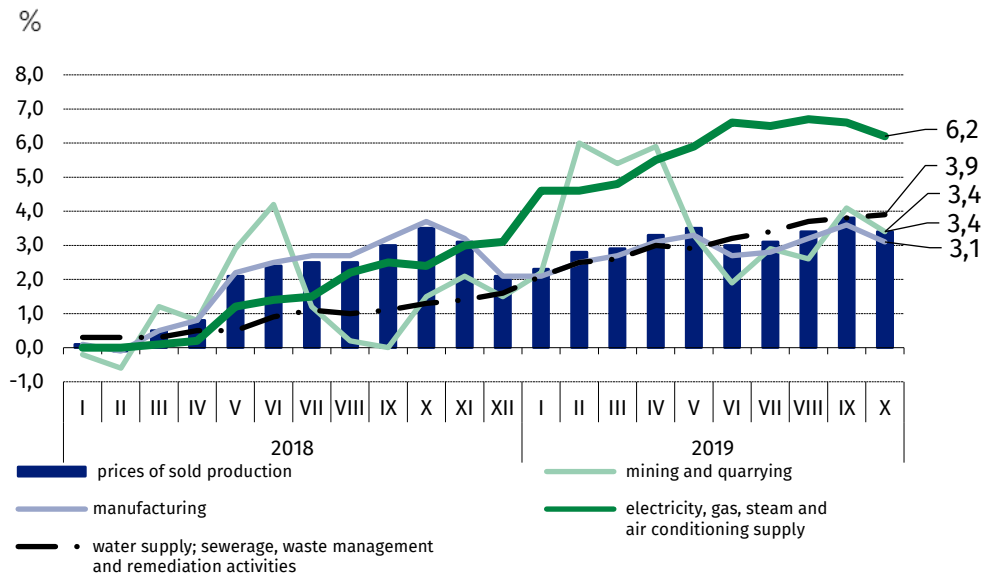


Chart 4. Prices changes of sold production of industry by sections NACE in 2018-2019 in relation to XII 2017



Prepared by:

The Trade and Services Department
Bożena Kudelska
Tel: +48 22 608 36 07
e-mail: B.Kudelska@stat.gov.pl

Issued by:

**The Spokesperson for the President
of the Statistic Poland**
Karolina Banaszek
Tel: +48 22 608 34 75. +48 22 608 30 09
e-mail: rzecznik@stat.gov.pl

Press Office

Tel: +48 22 608 34 91. +48 22 608 38 04

e-mail: obslugaprasowa@stat.gov.pl



www.stat.gov.pl/en/



[@StatPoland](https://twitter.com/StatPoland)



[@GlownyUrzadStatystyczny](https://www.facebook.com/GlownyUrzadStatystyczny)

Related information

[Statistical Bulletin](#)

[News Releases](#)

Data available in databases

[Analytical Platform - Knowledge Databases](#)

[Macroeconomic Data Bank](#)

[Prices indices \(Topics: Prices, Trade\)](#)

Terms used in official statistics

[Price index of sold production of industry](#)