

# Price indices of sold production of industry in September 2019

18.10.2019


**0.9%**

the growth of producer prices in industry in comparison with the corresponding month of the last year

According to preliminary data in September 2019 the prices of sold production of industry were higher in comparison with the previous month by 0.4%. In comparison with the corresponding month of the last year the prices increased by 0.9%.

**Table 1. Price indices of sold production of industry in September 2019**

SPECIFICATION	VIII 2019		IX 2019		I-IX 2019
	VII 2019=100	corresponding period 2018=100	VIII 2019=100	XII 2018=100	I-IX 2018=100
<b>TOTAL</b>	<b>100,3*</b>	<b>100,9*</b>	<b>100,9</b>	<b>100,4</b>	<b>101,6</b>
Mining and quarrying	99.7	102.2*	103.9	101.4	102.6
Manufacturing	100.4*	100.4*	100.3	100.4	101.2
Electricity, gas, steam and air conditioning supply	100.2*	104.4	104.0	99.9	103.5
Water supply; sewerage, waste management and remediation activities	100.3	102.8	102.7	100.1	102.4

\* Data revised.

In September in comparison with the previous month prices growth was recorded in majority sections of industry, of which the most in mining and quarrying by 1.4%. However, prices decreased in electricity, gas, steam and air conditioning supply by 0.1%. In annual terms the growth of prices was noticed in all sections of industry, of which the largest one in electricity, gas, steam and air conditioning supply by 4.0%

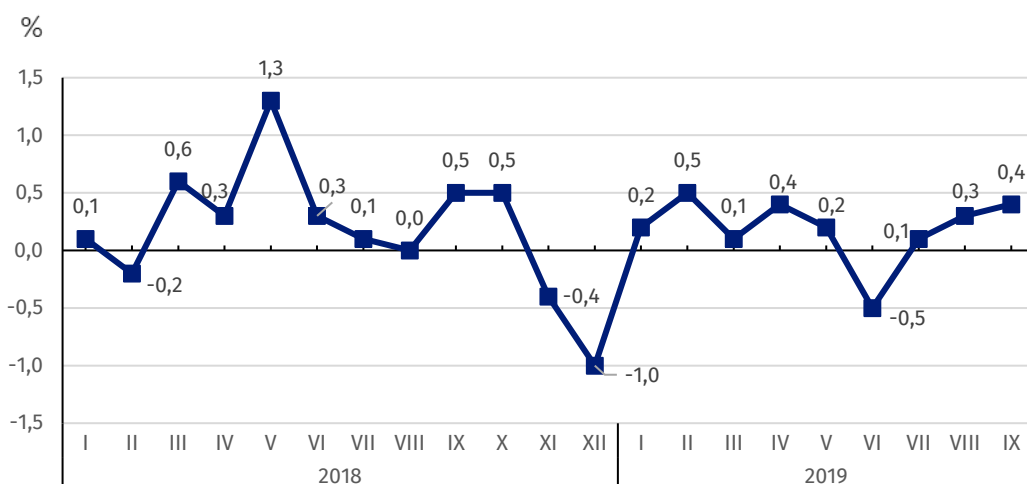
According to preliminary data, **the prices of sold production of industry** in September 2019 were by 0.4% higher in comparison with the previous month. The prices growth was recorded in all sections of industry except **electricity, gas, steam and air conditioning supply** where the drop in prices was noticed by 0.1%. The largest increase of prices was registered in **mining and quarrying** by 1.4%, of which in mining of metal ores by 3.8% with the drop of prices in mining of coal and lignite by 0.3%. The prices increased in **manufacturing** by 0.4%. The largest increase took part in manufacture of coke and refined petroleum products (by 3.0%). The prices growth was also noticed, among others, in manufacture: of motor vehicles, trailers and semi-trailers (by 0.9%), of pharmaceutical products, of basic metals (by 0.7% each), of leather and related products (by 0.6%), of wearing apparel (by 0.5%), of other transport equipment (by 0.4%), of food products, of chemicals and chemical products, of electrical equipment (by 0.3% each), of beverages, of printing and reproduction of recorded media, of rubber and plastic products, of computer, electronic and optical products (by 0.2% each), of paper and paper products (by 0.1%). The prices of manufacture of products of wood, cork, straw and wicker remained unchanged to the ones recorded in the previous month. However, the prices decreased, among others, in manufacture: of textiles, of metal products (by 0.1% each), of tobacco products, of other non-metallic mineral products (by 0.2% each), of furniture (by 0.5%), of machinery and equipment (by 0.6%). The prices in section **water supply; sewerage, waste management and remediation activities** rose by 0.1%.

Among divisions of manufacturing the biggest growth of prices was recorded in September 2019 in comparison with the previous month in manufacture of coke and refined petroleum products by 3.0% (in comparison with December last year the prices growth was recorded by 14.0%)

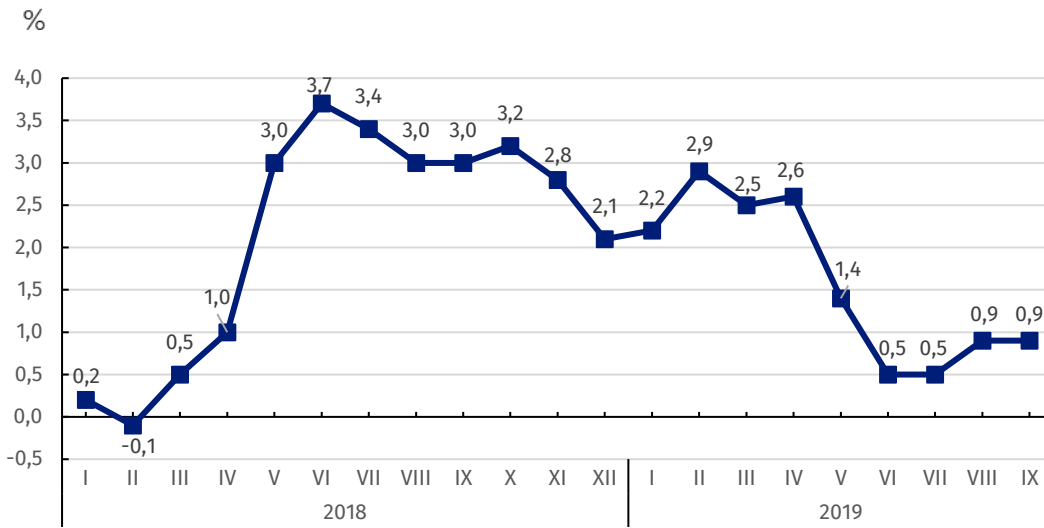
In September 2019 **the prices of sold production of industry** were by 0.9% higher than a year earlier. The largest increase in prices was recorded in section **electricity, gas, steam and air conditioning supply** by 4.0%. Prices also increased in section **mining and quarrying** by 3.9%, of which in mining of metal ores by 7.3% as well as in mining of coal and lignite by 1.5%. The prices in section **water supply; sewerage, waste management and remediation activities** rose by 2.7%. The prices in **manufacturing** increased by 0.3%. The biggest growth was recorded in manufacture of tobacco products (by 3.9%). The rise of prices was recorded, among other things, also in manufacture: of other non-metallic mineral products, of other transport equipment (by 3.5% each), of pharmaceutical products (by 2.4%), of wearing apparel (by 2.2%), of electrical equipment (by 1.7%), of food products, of motor vehicles, trailers and semi-trailers (by 1.6% each), of leather and related products (by 1.2%), of beverages (by 0.4%), of machinery and equipment (by 0.3%), of furniture (by 0.1%). The prices of manufacture of metal products remained unchanged to the ones recorded in the corresponding month of the previous year. However, the drop of prices was recorded, among other things, in manufacture: of textiles, of printing and reproduction of recorded media (by 0.3% each), of products of wood, cork, straw and wicker (by 0.8%), of rubber and plastic products (by 0.9%), of coke and refined petroleum products, of chemicals and chemical products (by 1.1% each), of basic metals (by 1.3%), of computer, electronic and optical products (by 1.4%), of paper and paper products (by 2.0%).

The biggest growth of prices in comparison with September of the previous year was recorded in manufacture of tobacco products by 3.9% (in comparison with December last year the prices increased by 3.1%)

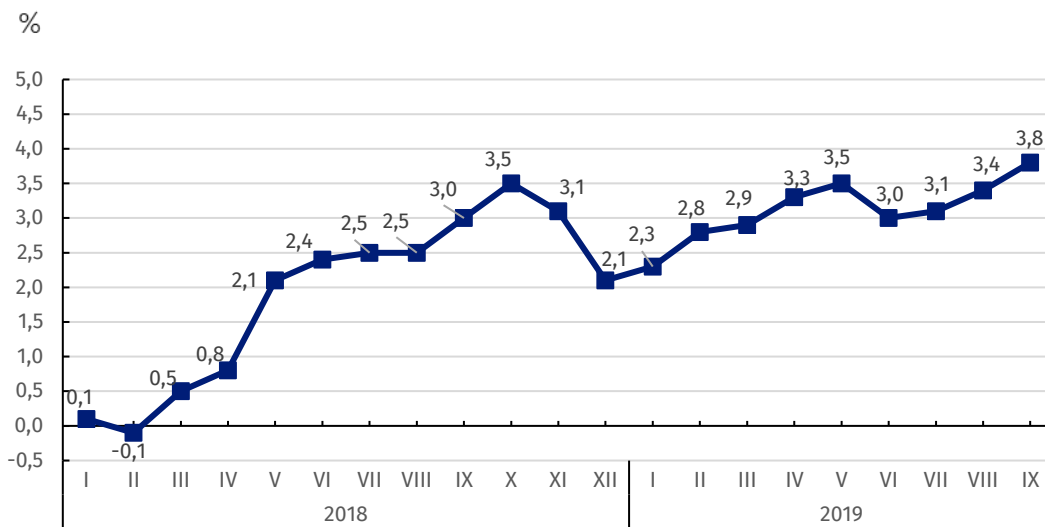
**Chart 1. Prices changes of sold production of industry in 2018-2019 in relation to the previous period**



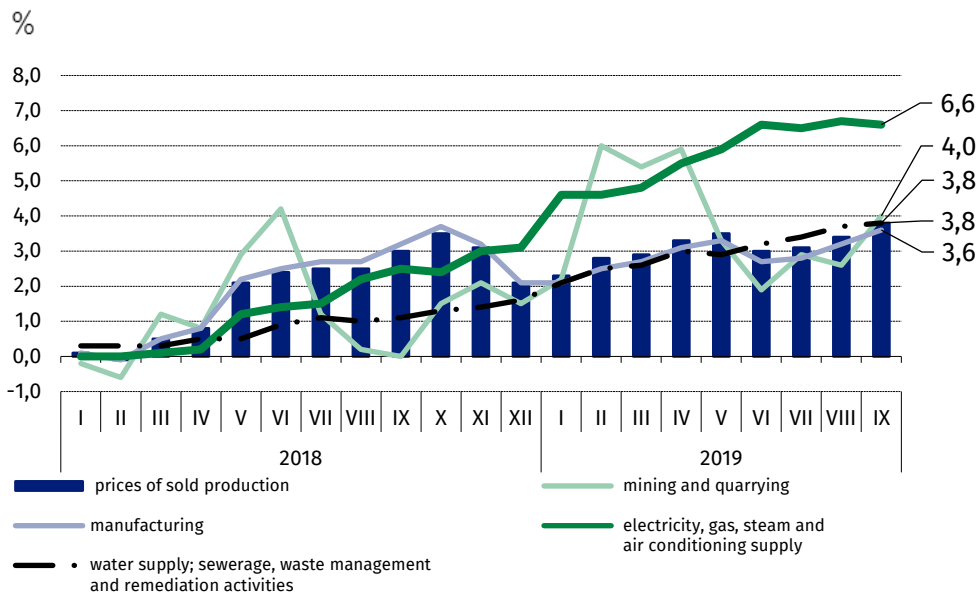
**Chart 2. Prices changes of sold production of industry in 2018-2019 in relation to the same period of the previous year**



**Chart 3. Prices changes of sold production of industry in 2018-2019 in relation to XII 2017**



**Chart 4. Prices changes of sold production of industry by sections NACE in 2018-2019 in relation to XII 2017**



Prepared by:

**The Trade and Services Department**

**Bożena Kudelska**

Tel: +48 22 608 36 07

**e-mail: [B.Kudelska@stat.gov.pl](mailto:B.Kudelska@stat.gov.pl)**

Issued by:

**The Spokesperson for the President**

**of the Statistic Poland**

**Karolina Banaszek**

Tel: +48 22 608 34 75. +48 22 608 30 09

**e-mail: [rzecznik@stat.gov.pl](mailto:rzecznik@stat.gov.pl)**

#### **Press Office**

Tel: +48 22 608 34 91. +48 22 608 38 04

**e-mail: [obslugaprasowa@stat.gov.pl](mailto:obslugaprasowa@stat.gov.pl)**



[www.stat.gov.pl/en/](http://www.stat.gov.pl/en/)



[@StatPoland](https://twitter.com/StatPoland)



[@GlownyUrzadStatystyczny](https://www.facebook.com/GlownyUrzadStatystyczny)

#### **Related information**

[Statistical Bulletin](#)

[News Releases](#)

#### **Data available in databases**

[Analytical Platform - Knowledge Databases](#)

[Macroeconomic Data Bank](#)

[Prices indices \(Topics: Prices, Trade\)](#)

#### **Terms used in official statistics**

[Price index of sold production of industry](#)