

# Price indices of sold production of industry and construction and assembly production in November 2018

19.12.2018

 **0,5%**

The drop of producer prices in industry in comparison to the previous month

According to preliminary data in November 2018 in comparison to October 2018 the prices of sold production of industry decreased by 0.5%. The prices of construction and assembly production were higher by 0.4%.

According to preliminary data in November 2018 the prices of sold production of industry were higher by 2.7% in comparison to November 2017. The prices increase was also recorded in construction and assembly production – by 3.4%. In the period January-November 2018 the prices of sold production of industry were higher by 2.1% in comparison to the corresponding period 2017 (when the growth was recorded – by 3.2%) and the prices of construction and assembly production increased by 2.6% (the growth in the previous year – by 0.5%).

The prices in industry in November 2018 in annual terms increased by 2.7%, in construction – by 3.4%.

In November 2018 in comparison to the previous month this year the rise of prices was recorded in all sections of industry excluding manufacturing. Prices in all sections of industry increased in comparison to corresponding month of the previous year.

SPECIFICATION	X 2018		XI 2018		I-XI 2018	
	IX 2018=100	corresponding period of 2017=100	X2018=100	XII 2017=100	I-XI 2017=100	
<b>PRICE INDICES OF SOLD PRODUCTION OF INDUSTRY</b>						
<b>TOTAL</b>	<b>100.5</b>	<b>103.2</b>	<b>102.7</b>	<b>99.5</b>	<b>103.0</b>	<b>102.1</b>
Mining and quarrying	101.5*	101.3*	101.9	100.5	102.0	103.1
Manufacturing	100.5*	103.4*	102.7	99.4	103.1	102.3
Electricity, gas, steam and air conditioning supply	99.9*	101.9*	102.8	100.5	102.9	100.3
Water supply; sewerage, waste management and remediation activities	100.2*	101.3*	101.6	100.1	101.4	101.2
<b>PRICE INDICES OF CONSTRUCTION AND ASSEMBLY PRODUCTION</b>						
<b>TOTAL</b>	<b>100.4*</b>	<b>103.3*</b>	<b>103.4</b>	<b>100.4</b>	<b>103.3</b>	<b>102.6</b>

\* Data revised.

## The prices of sold production of industry

According to preliminary data in November 2018, **the prices of sold production of industry** were lower by 0.5% in comparison to the previous month. The drop of prices was recorded in manufacturing by 0.6% with the growth of prices in other sections. The prices in mining and quarrying increased by 0.5% of which in mining of coal and lignite by 0.6%, in mining of metal ores by 0.4%. The prices in section electricity, gas, steam and air conditioning supply were higher by 0.5% and in section water supply; sewerage, waste management and remediation activities by 0.1%. In the scope of manufacturing the biggest drop of prices was recorded in manufacture of coke and refined petroleum products (by 6.6%). The prices were also lower among other things in printing and reproduction of recorded media (by 0.7%), in manufacture of computer, electronic and optical products (by 0.6%), of beverages, of wearing apparel (by 0.5% each), of food products, of motor vehicles, trailers and semitrailers (by 0.3% each), of rubber and plastic products (by 0.2%), manufacture of other non-metallic mineral products, of basic metals, of furniture (by 0.1% each). The growth of prices was recorded among other things in manufacture of products of wood, cork, straw, of pharmaceutical products, of other transport equipment (by 0.1% each), of paper and paper products (by 0.2%), of textiles, of chemicals and chemical products, of metal products, of electrical equipment, of machinery and equipment n.e.c (by 0.3% each), of tobacco products (by 0.5%), of leather and related products (by 0.7%).

In November 2018 the prices of sold production of industry were higher by 2.7% than a year earlier. The biggest rise of prices was recorded in electricity, gas, steam and air conditioning supply by 2.8% as well as in manufacturing by 2.7% of which the biggest increase was recorded in manufacturing of coke and refined petroleum products (by 16.1%). The growth of prices was also recorded among others in manufacture of leather and related products (by 6.8%), basic metals (by 5.1%), of other non-metallic mineral products (by 4.6%), of paper and paper products (by 4.2%), of chemicals and chemical products (by 4.1%), of textiles (by 3.6%), of metal products (by 2.8%), of beverages (by 2.3%), of wearing apparel, of products of wood, cork, straw and wicker, of pharmaceutical products (by 1.9% each), of furniture (by 1.7%), of motor vehicles, trailers and semitrailers (by 1.4%), of other transport equipment (by 0.9%), of rubber and plastic products (by 0.7%), of printing and reproduction of recorded media, of machinery and equipment n.e.c (by 0.5% each), of electrical equipment (by 0.3%), of food products, of tobacco products (by 0.1% each). The prices decreased in manufacture of computer, electronic and optical products (by 0.9%). The prices in section mining and quarrying increased by 1.9% of which in mining of coal and lignite by 4.5% with the drop in prices in mining of metal ores by 5.3%. The price growth was also recorded in section water supply; sewerage, waste management and remediation activities – by 1.6%.

## The prices of construction and assembly production

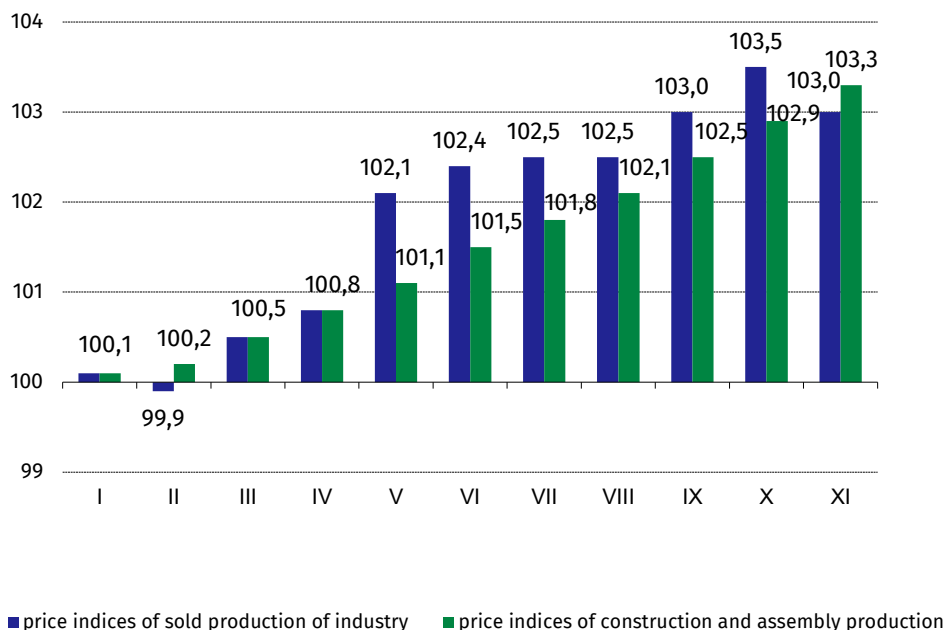
**The prices of construction and assembly production** in November 2018 were higher by 0.4% than in the previous month. The growth of prices was recorded in civil engineering (by 0.4%), construction of buildings and specialised construction activities (by 0.3% each).

In comparison to November of the previous year, the prices of construction and assembly production were higher by 3.4% out of that the prices in construction of buildings (by 3.9%), in civil engineering (by 3.4%) as well as in specialised construction activities (by 2.9%).

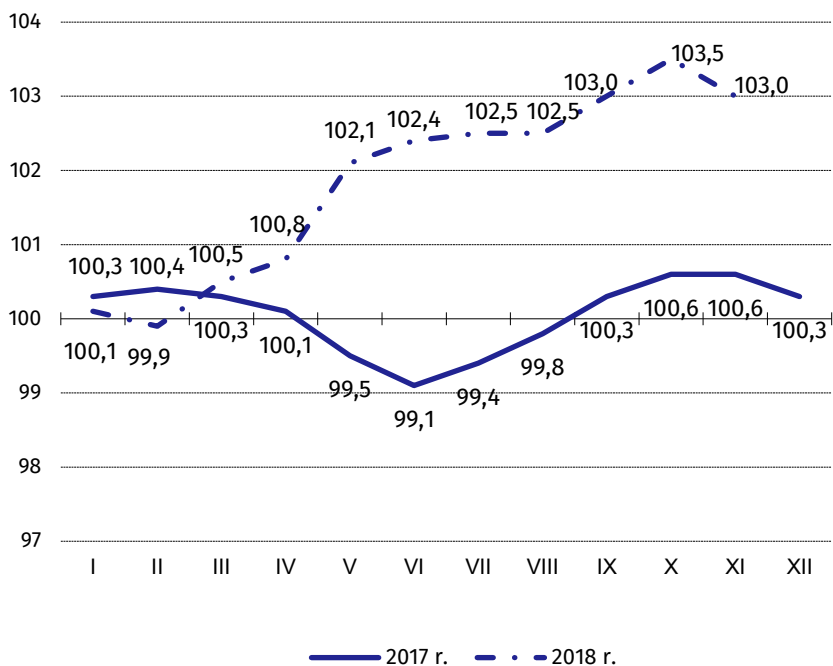
In November 2018 in comparison to the previous month the biggest drop of prices was recorded in manufacture of coke and refined petroleum products by 6.6% (in comparison to December 2017 the rise was 16.9% and in comparison to November of the previous year – 16.1%)

Prices in construction in November 2018 in annual terms increased in all divisions of construction.

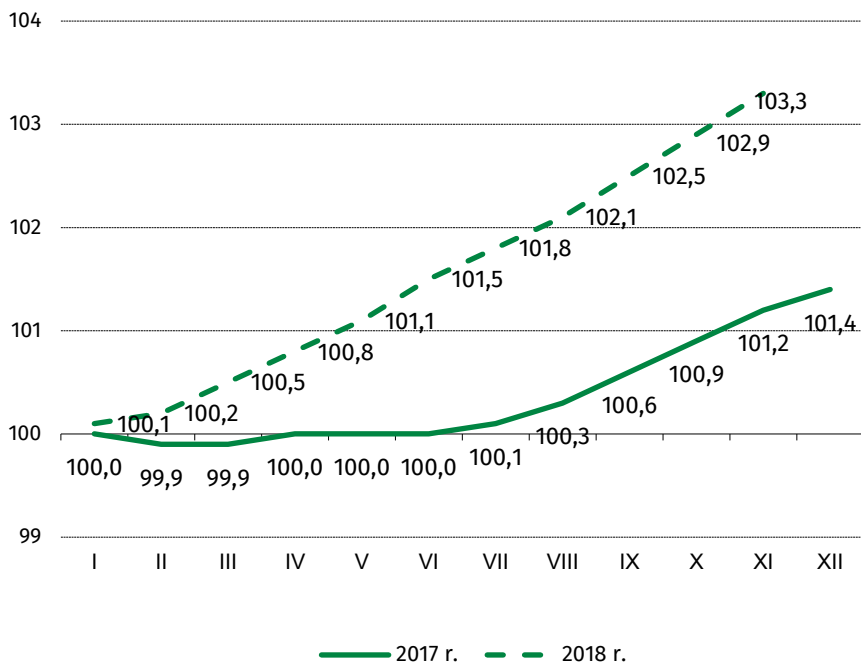
**Chart 1. Dynamics of prices in 2018 (XII previous year = 100)**



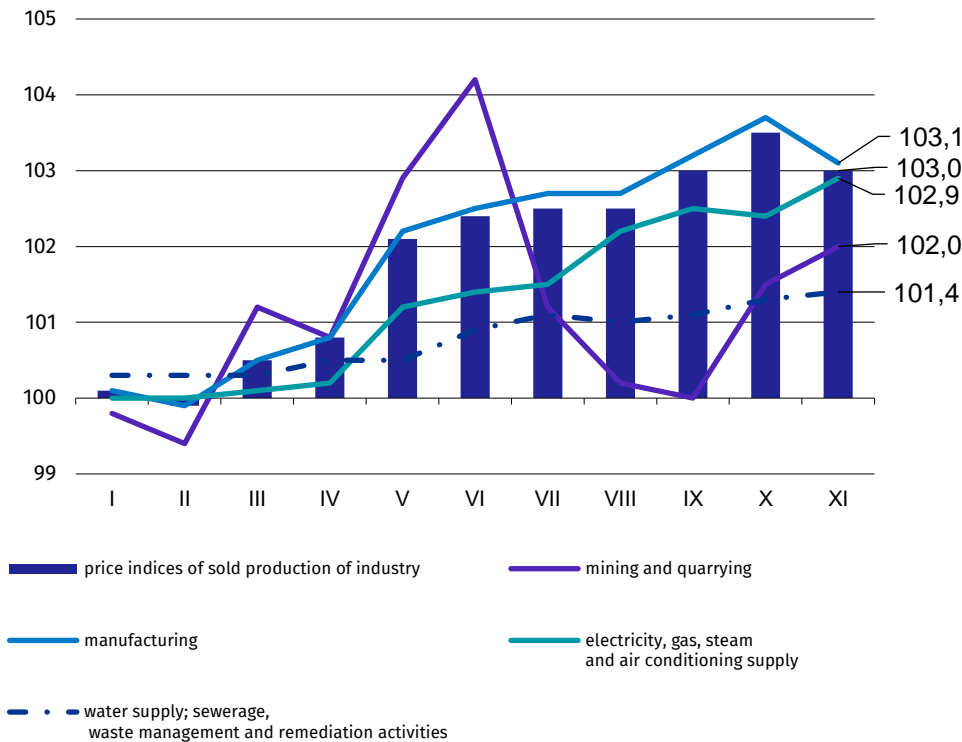
**Chart 2. Dynamics of prices of sold production of industry in 2017-2018 (XII previous year = 100)**



**Chart 3. Dynamics of prices of assembly and construction production in 2017-2018 (XII previous year = 100)**



**Chart 4. Dynamics of prices of sold production of industry sections in 2018 (XII previous year = 100)**



Prepared by:

**The Trade and Services Department**

**Bożena Kudelska**

Tel: +48 22 608 3607

e-mail: [B.Kudelska@stat.gov.pl](mailto:B.Kudelska@stat.gov.pl)

Issued by:

**The Spokesperson for the President  
of the Statistic Poland**

**Karolina Dawidziuk**

Tel: +48 22 608 3475, +48 22 608 3009

e-mail: [rzecznik@stat.gov.pl](mailto:rzecznik@stat.gov.pl)

#### Press Office

tel.: +48 22 608 34 91, +48 22 608 38 04

fax: +48 22 608 38 86

e-mail: [obslugaprasowa@stat.gov.pl](mailto:obslugaprasowa@stat.gov.pl)



[www.stat.gov.pl/en/](http://www.stat.gov.pl/en/)



@StatPoland



@GlownyUrzadStatystyczny

#### Related information

[Statistical Bulletin](#)

[News Releases](#)

#### Data available in databases

[Analytical Platform - Knowledge Databases](#)

[Macroeconomic Data Bank](#)

[Prices indices \(Topics: Prices, Trade\)](#)

#### Terms used in official statistics

[Price index of sold production of industry](#)

[Price index of construction and assembly production](#)