

# Price indices of sold production of industry and construction and assembly production in October 2018

20.11.2018

**↑ 0,5%**

Growth of producer prices in industry and in construction in comparison to the previous month

According to preliminary data in October 2018 the prices of sold production of industry as well as construction and assembly production were by 0.5 % higher in comparison to the September 2018.

According to preliminary data in October 2018 the prices of sold production of industry were higher by 3.2% in comparison to October 2017. The prices increase was also recorded in construction and assembly production – by 3.4%. In the period January-October 2018 the prices of sold production of industry were higher by 2.1% in comparison to the corresponding period 2017 (when the growth was recorded – by 3.3%) and the prices of construction and assembly production increased by 2.5% (the growth in the previous year – by 0.4%).

The prices in industry in October 2018 in annual terms were higher by 3.2%, in construction – by 3.4%

In October 2018 in comparison to the previous month this year the rise of prices was recorded in sections: mining and quarrying, manufacturing, ; water supply; sewerage, waste management and remediation activities. The drop of prices was noticed in section electricity, gas, steam and air conditioning supply. Prices in all sections of industry increased in comparison to corresponding month of the previous year.

SPECIFICATION	IX 2018		X 2018		I-X 2018
	VIII 2018=100	corresponding period of 2017=100	IX 2018=100	XII 2017=100	I-X 2017=100

## PRICE INDICES OF SOLD PRODUCTION OF INDUSTRY

<b>TOTAL</b>	<b>100,5*</b>	<b>103,0*</b>	<b>103,2</b>	<b>100,5</b>	<b>103,5</b>	<b>102,1</b>
Mining and quarrying	99,8	104,7	101,2	101,4	101,4	103,2
Manufacturing	100,5*	103,1*	103,5	100,6	103,8	102,2
Electricity, gas, steam and air conditioning supply	100,3*	101,4*	101,8	99,8	102,3	100,1
Water supply; sewerage, waste management and remediation activities	100,1	101,1	101,5	100,4	101,5	101,2

## PRICE INDICES OF CONSTRUCTION AND ASSEMBLY PRODUCTION

<b>TOTAL</b>	<b>100,4</b>	<b>103,3</b>	<b>103,4</b>	<b>100,5</b>	<b>103,0</b>	<b>102,5</b>
--------------	--------------	--------------	--------------	--------------	--------------	--------------

\* Data revised.

## The prices of sold production of industry

According to preliminary data in October 2018, **the prices of sold production of industry** were higher by 0.5% in comparison to the previous month. The most increase was observed in the section mining and quarrying by 1.4% of which in mining of metal ores by 4.2% with the drop in mining of coal and lignite by 0.2%. The prices in section manufacturing increased by 0.6%. The biggest growth of prices was recorded in manufacture of coke and refined petroleum products (by 4.9%). The prices also increased, among others in manufacture of wearing apparel (by 1.0%), of chemicals and chemical products, of basic metals (by 0.7% each), of printing and reproduction of recorded media, of motor vehicles, trailers and semitrailers, of other transport equipment (by 0.6% each), of rubber and plastic products (by 0.5%), of other non-metallic mineral products (by 0.4%), of beverages (by 0.3%), of pharmaceutical products (by 0.2%), computer, electronic and optical products (by 0.1%). The prices in manufacture of textiles and of metal products remained unchanged to the ones recorded in September 2018. The drop of prices was recorded among other things in manufacture of products of wood, cork, straw, of furniture (by 0.1% each), of food products, of paper and paper products, of electrical equipment, of machinery and equipment n.e.c (by 0.2% each), of leather and related products (by 0.3%), of tobacco products (by 0.7%). The prices in section water supply; sewerage, waste management and remediation activities increased by 0.4%, however prices in section electricity, gas, steam and air conditioning supply dropped by 0.2%.

In October 2018 the prices of sold production of industry were higher by 3.2% than a year earlier. The biggest rise of prices was recorded in manufacturing by 3.5% of which the most in manufacturing of coke and refined petroleum products (by 30.3%). The growth of prices was also recorded among others in manufacture of basic metals (by 5.4%), of leather and related products (by 4.9%), of paper and paper products, of chemicals and chemical products, of other non-metallic mineral products (by 4.5% each), of beverages (by 3.6%), of textiles (by 2.8%), of wearing apparel (by 2.6%), of metal products (by 2.1%), of products of wood, cork, straw and wicker (by 1.8%), of tobacco products, of furniture (by 1.4% each), of pharmaceutical products (by 1.1%), of rubber and plastic products, of motor vehicles, trailers and semitrailers (by 1.0% each), of other transport equipment (by 0.4%), of food products (by 0.3%), of printing and reproduction of recorded media (by 0.2%). The drop of prices was recorded among other things in manufacture of machinery and equipment n.e.c (by 0.2%), of computer, electronic and optical products (by 0.5%) of electrical equipment (by 0.6%). The prices in section electricity, gas, steam and air conditioning supply increased by 1.8% and in section water supply; sewerage, waste management and remediation activities– by 1.5%. The growth of prices was recorded in mining and quarrying by 1.2% of which in mining of coal and lignite by 4.1% with the drop in prices in mining of metal ores by 6.6%.

## The prices of construction and assembly production

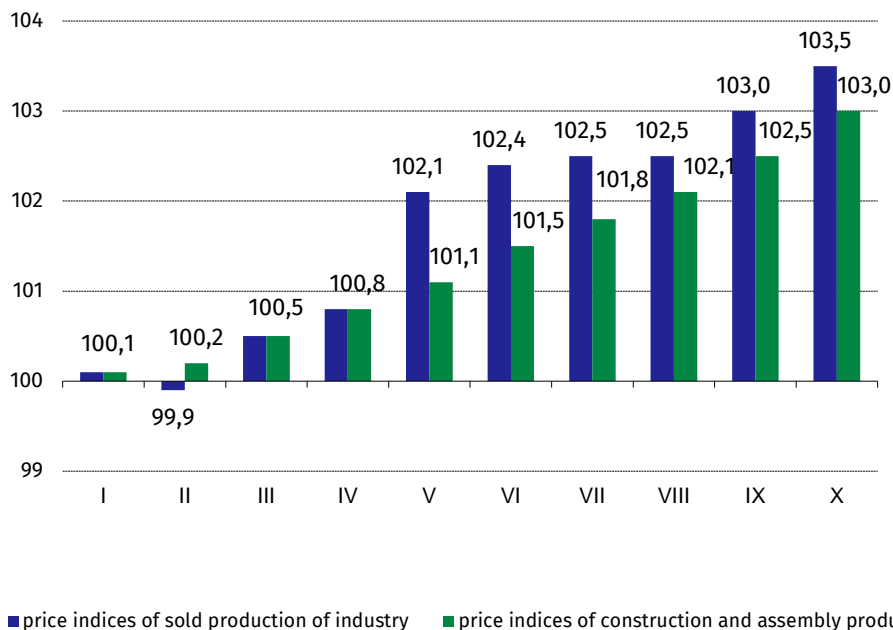
**The prices of construction and assembly production** in October 2018 were higher by 0.5% than in the previous month. The growth of prices was recorded in specialised construction activities (by 0.6%), construction of buildings (by 0.5%), civil engineering (by 0.3%).

In comparison to October of the previous year, the prices of construction and assembly production were higher by 3.4% out of that the prices in construction of buildings (by 3.8%), in civil engineering (by 3.3%) as well as in specialised construction activities (by 3.0%).

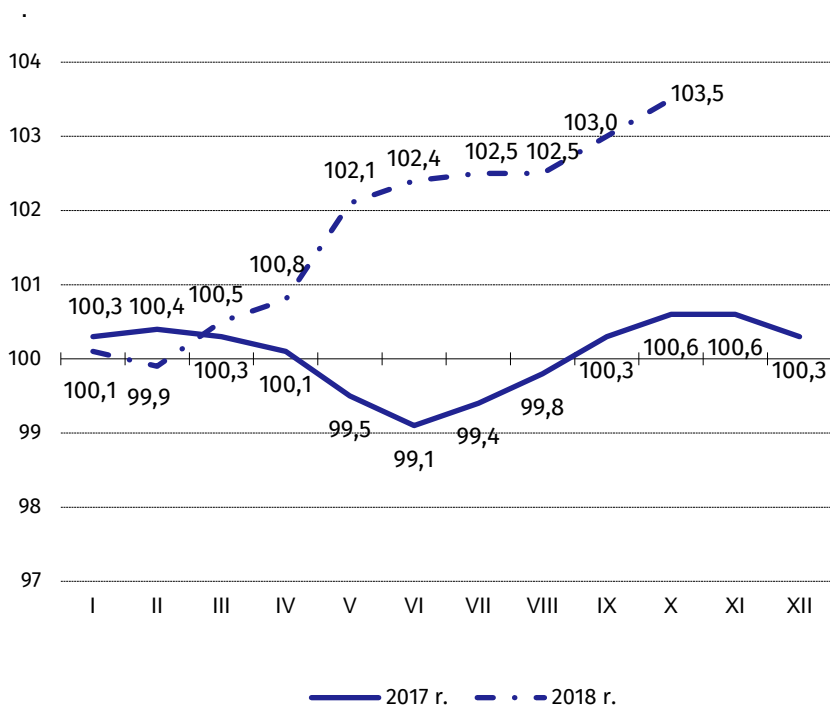
In October 2018 in comparison to the previous month the biggest growth of prices was recorded in manufacture of coke and refined petroleum products by 4.9% (in comparison to December 2017 the rise was 25.4% and in comparison to October of the previous year – 30.3%).

Prices in construction in October 2018 in annual terms increased in all divisions of construction.

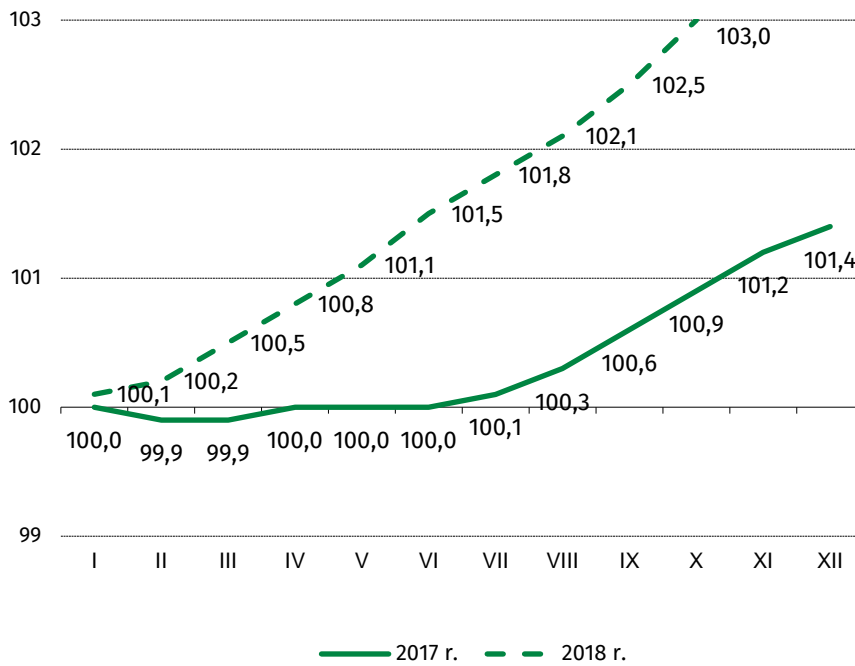
**Chart 1. Dynamics of prices in 2018 (XII previous year = 100)**



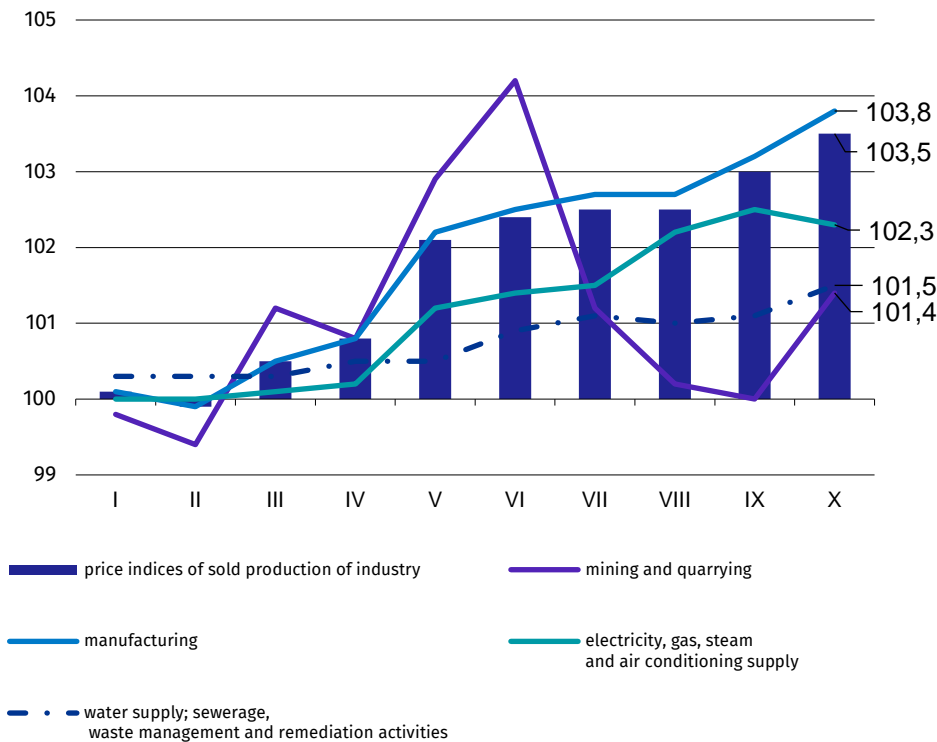
**Chart 2. Dynamics of prices of sold production of industry in 2017-2018 (XII previous year = 100)**



**Chart 3. Dynamics of prices of assembly and construction production in 2017-2018 (XII previous year = 100)**



**Chart 4. Dynamics of prices of sold production of industry sections in 2018 (XII previous year = 100)**



Prepared by:

**The Trade and Services Department**

**Bożena Kudelska**

Tel: +48 22 608 3607

e-mail: [B.Kudelska@stat.gov.pl](mailto:B.Kudelska@stat.gov.pl)

Issued by:

**The Spokesperson for the President  
of the Statistic Poland**

**Karolina Dawidziuk**

Tel: +48 22 608 3475, +48 22 608 3009

e-mail: [rzecznik@stat.gov.pl](mailto:rzecznik@stat.gov.pl)

#### Press Office

tel.: +48 22 608 34 91, +48 22 608 38 04

fax: +48 22 608 38 86

e-mail: [obslugaprasowa@stat.gov.pl](mailto:obslugaprasowa@stat.gov.pl)



[www.stat.gov.pl/en/](http://www.stat.gov.pl/en/)



@StatPoland



@GlownyUrzadStatystyczny

#### Related information

[Statistical Bulletin](#)

[News Releases](#)

#### Data available in databases

[Analytical Platform - Knowledge Databases](#)

[Macroeconomic Data Bank](#)

[Prices indices \(Topics: Prices, Trade\)](#)

#### Terms used in official statistics

[Price index of sold production of industry](#)

[Price index of construction and assembly production](#)