

**PRICE INDICES OF SOLD PRODUCTION OF INDUSTRY
AND CONSTRUCTION AND ASSEMBLY PRODUCTION
in October 2017**

Specification	September 2017		October 2017		Jan.- October 2017	
	August 2017= =100	corresponding period of 2016=100	September 2017= =100	December 2016= =100	Jan.- October 2016=100	
PRICE INDICES OF SOLD PRODUCTION OF INDUSTRY						
TOTAL	100.5*	103.2*	103.0	100.3	100.6	103.3
Mining and quarrying	99.3*	119.4*	123.8	104.9	100.0	123.7
Manufacturing	100.6*	102.7*	102.4	100.2	100.7	102.7
Electricity, gas, steam and air conditioning supply	99.8	100.5	99.8	99.3	99.8	100.3
Water supply; sewerage, waste management and remediation activities	100.2	102.8*	102.7	100.1	101.6	102.9
PRICE INDICES OF CONSTRUCTION AND ASSEMBLY PRODUCTION						
TOTAL	100.3*	100.7*	101.0	100.3	100.9	100.4

* Data revised.

According to preliminary data, **the prices of sold production of industry** in October 2017 were by 0.3% higher than in the previous month. The highest growth of prices was recorded in mining and quarrying by 4.9% of which in mining of coal and lignite (by 7.4%) as well as in mining of metal ores (by 4.1%). The growth of prices was also recorded in manufacturing by 0.2%, of which the biggest in manufacture of coke and refined petroleum products (by 2.3%). Higher than in the previous month were also prices in manufacture of basic metals (by 1.3%), of rubber and plastic products (by 0.7%), of paper and paper products (by 0.5%), of chemicals and chemical products (by 0.4%), of products of wood, cork, straw and wicker, of pharmaceutical products, of textiles (by 0.3% each), of tobacco products, of leather and related products (by 0.2% each), of furniture, of other transport equipment as well as of wearing apparel (by 0.1% each). Prices in manufacture of electrical equipment as well as printing and reproduction of recorded media reached the level similar to the one recorded in September 2017. The drop of prices was recorded among other things in manufacture of motor vehicles, trailers and semi-trailers, of metal products (of 0.1% each), of machinery and equipment (of 0.2%), of food products, of other non-metallic mineral products (of 0.3% each), of beverages (of 0.4%), of computer, electronic and optical products (of 0.5%). The growth of prices was recorded in section water supply; sewerage, waste management and remediation activities by 0.1%. Prices in section electricity, gas, steam and air conditioning supply were lower of 0.7%.

In comparison to December of the previous year the prices of sold production of industry were higher by 0.6%. The prices in section water supply; sewerage, waste management and remediation activities were higher by 1.6%. The growth of prices was recorded in manufacturing by 0.7%, of which the biggest in manufacture of basic metals (by 6.1%). The growth of prices was recorded among other things in manufacture of chemicals and chemical products (by 3.2%), of food products (by 2.7%), of paper and paper products (by 2.1%), of leather and related products (by 1.7%), of beverages (by 1.3%), of wearing apparel (by 0.9%), of other non-metallic mineral products, of products of wood, cork, straw and wicker (by 0.7% each), of pharmaceutical products (by 0.5%) as well as of metal products (by 0.3%). The drop of prices was also recorded among other things in manufacture of rubber and plastic products, of coke and refined petroleum products (of 0.5% each), of computer, electronic and optical products (of 0.6%), of electrical equipment (of 1.0%), of motor vehicles, trailers and semi-trailers, of machinery and equipment, of tobacco products (of 1.3% each), of furniture, of printing and reproduction of recorded media (of 1.4% each), of textiles (of 2.5%) as well as of other transport equipment (of 4.5%). The prices in mining and quarrying reached the level similar to the one recorded in December 2016. The prices in section electricity, gas, steam and air conditioning supply were lower of 0.2%.

In October 2017 the prices of sold production of industry were by 3.0% higher than a year earlier. Prices in mining and quarrying were higher by 23.8%. The growth of prices was also recorded in sections: water supply; sewerage, waste management and remediation activities - by 2.7%, manufacturing - by 2.4%. Lower were prices in section electricity, gas, steam and air conditioning supply - of 0.2%.

It is estimated that in October 2017 **the prices of construction and assembly production** were by 0.3% higher than in the previous month. The growth of prices was recorded in specialised construction activities (by 0.4%), in construction of buildings as well as in in civil engineering (by 0.3% each).

In October 2017 the prices of construction and assembly production were by 0.9% each higher than in December of previous year and by 1.0% higher than in October of the previous year.

Fig. 1. **Dynamics of prices of sold production of industry in 2016-2017**

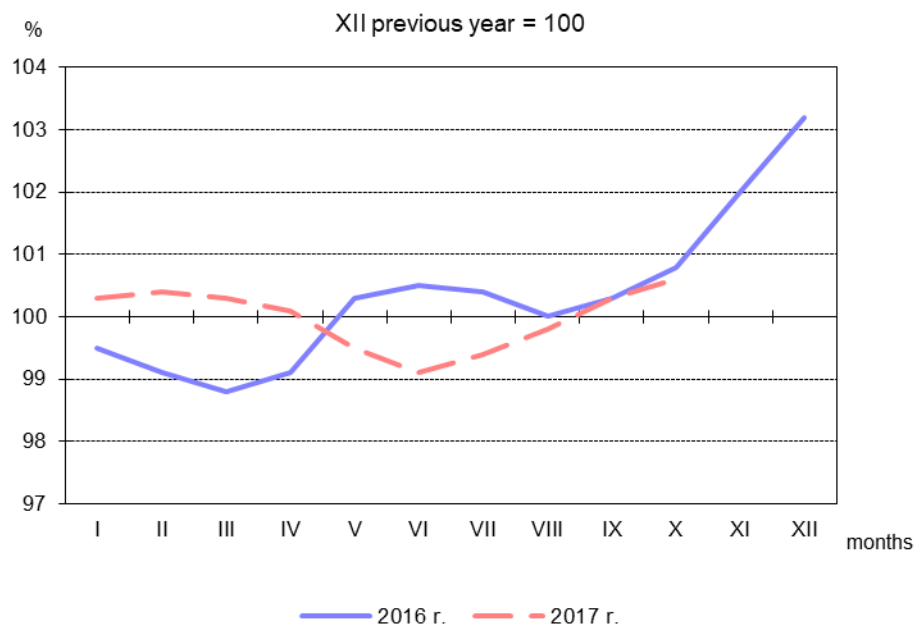


Fig. 2. **Dynamics of prices of construction and assembly production in 2016-2017**

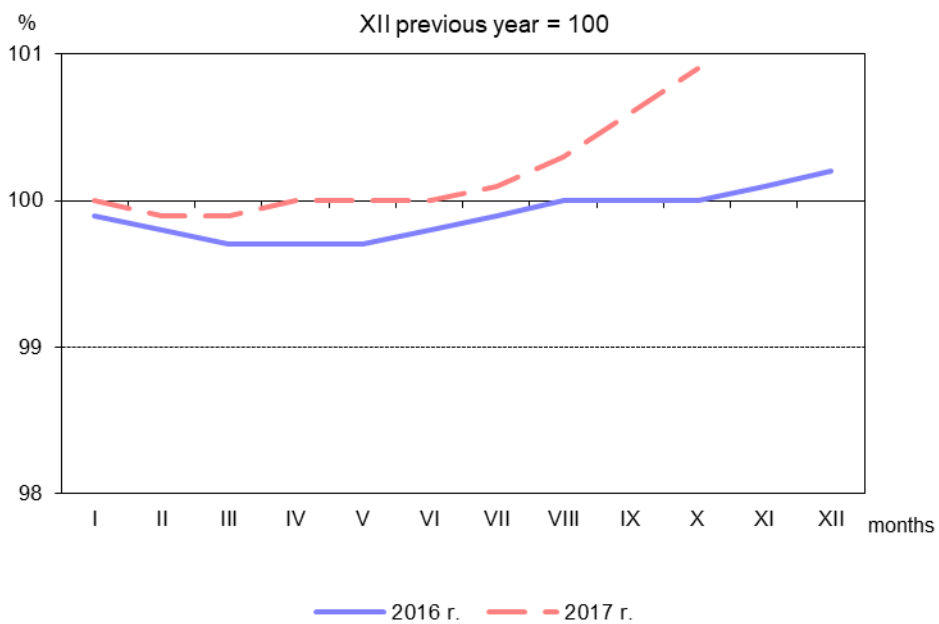


Fig. 3.

Dynamics of prices in 2017 XII previous year = 100

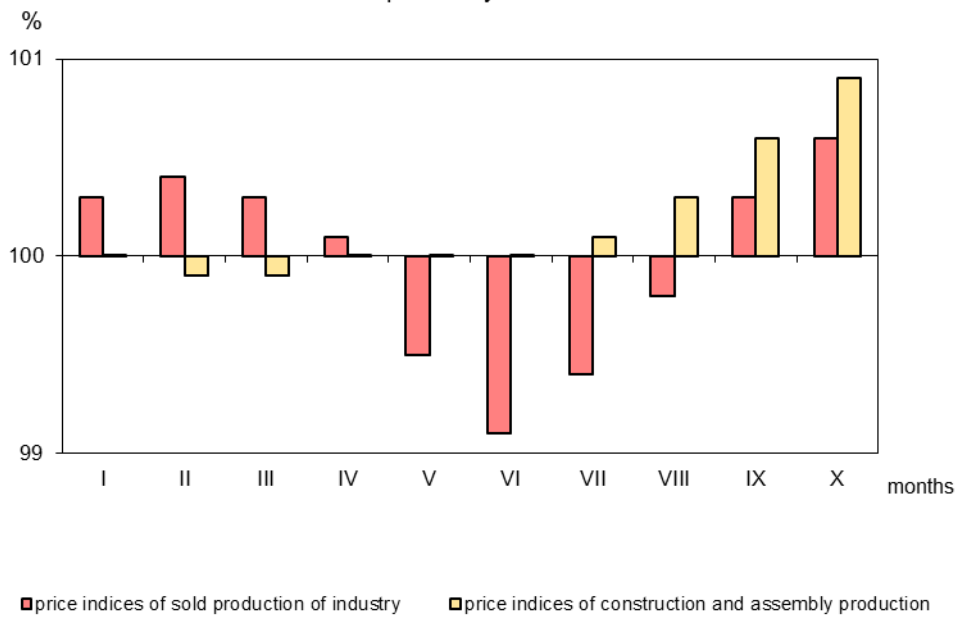


Fig. 4.

Dynamics of prices of sold production of industry sections in 2017 XII previous year = 100

