

**PRICE INDICES OF SOLD PRODUCTION OF INDUSTRY  
AND CONSTRUCTION AND ASSEMBLY PRODUCTION  
in July 2017**

Specification	June 2017		July 2017		Jan.- July 2017	
	May 2017= =100	corresponding period of 2016=100	June 2017= =100	December 2016= =100	Jan.- July 2016=100	
<b>PRICE INDICES OF SOLD PRODUCTION OF INDUSTRY</b>						
<b>TOTAL .....</b>	<b>99.6</b>	<b>101.8</b>	<b>102.2</b>	<b>100.3</b>	<b>99.4</b>	<b>103.4</b>
<b>Mining and quarrying .....</b>	<b>96.3</b>	<b>118.6*</b>	<b>118.0</b>	<b>102.9</b>	<b>96.0</b>	<b>125.0</b>
<b>Manufacturing .....</b>	<b>99.7</b>	<b>101.2</b>	<b>101.6</b>	<b>100.2</b>	<b>99.4</b>	<b>102.8</b>
<b>Electricity, gas, steam and air conditioning supply .....</b>	<b>100.1</b>	<b>100.4</b>	<b>100.8</b>	<b>100.0</b>	<b>100.8</b>	<b>100.3</b>
<b>Water supply; sewerage, waste management and remediation activities .....</b>	<b>99.9*</b>	<b>102.7</b>	<b>102.5</b>	<b>100.1</b>	<b>101.0</b>	<b>103.0</b>
<b>PRICE INDICES OF CONSTRUCTION AND ASSEMBLY PRODUCTION</b>						
<b>TOTAL .....</b>	<b>100.0*</b>	<b>100.3*</b>	<b>100.3</b>	<b>100.1</b>	<b>100.1</b>	<b>100.3</b>

\* Data revised.

According to preliminary data, **the prices of sold production of industry** in July 2017 were by 0.3% higher than in the previous month. The growth of prices was recorded in mining and quarrying by 2.9% of which in mining of coal and lignite (by 4.3%) as well as in mining of metal ores (by 2.4%). The growth of prices was also recorded in manufacturing by 0.2% of which the biggest in manufacture of coke and refined petroleum products (by 0.9%). Higher than in the previous month were also prices in manufacture of motor vehicles, trailers and semi-trailers (by 0.5%), of food products, of other non-metallic mineral products (by 0.4% each), of paper and paper products, of computer, electronic and optical products (by 0.3% each), of machinery and equipment, of furniture, of wearing apparel (by 0.2% each), of metal products as well as of textiles (by 0.1% each). Prices among other things in manufacture of products of wood, cork, straw and wicker reached the level similar to the one recorded in June 2017. The drop of prices was recorded in manufacture of basic metals, of beverages (of 0.1% each), of pharmaceutical products (of 0.2%), of rubber and plastic products, of chemicals and chemical products, of electrical equipment, of other transport equipment (of 0.3% each), of leather and related products (of 0.6%), of tobacco products (of 0.7%) as well as of printing and reproduction of recorded media (of 0.8%). Prices in section water supply; sewerage, waste management and remediation activities increased by 0.1%, however in section electricity, gas, steam and air conditioning supply prices reached the level similar to the one recorded in the previous month.

In comparison to December of the previous year the prices of sold production of industry were lower of 0.6%. The prices in mining and quarrying were lower of 4.0%. The drop of prices was recorded in manufacturing of 0.6%, of which the biggest in manufacture of coke and refined petroleum products (of 9.6%). The drop of prices was also recorded among other things in manufacture of other transport equipment (of 4.1%), of printing and reproduction of recorded media (of 3.7%), of motor vehicles, trailers and semi-trailers (of 2.3%), of rubber and plastic products (of 2.1%), of electrical equipment (of 1.5%), of machinery and equipment, of furniture (of 1.0% each), of textiles (of 0.8%), of computer, electronic and optical products (of 0.4%), of products of wood, cork, straw and wicker (of 0.3%), as well as of wearing apparel (of 0.1%). Prices in manufacture of tobacco products reached the level similar to the one recorded in December 2016. The growth prices was recorded among other things in manufacture of metal products (by 0.1%), of leather and related products (by 0.2%), of other non-metallic mineral products (by 0.4%), of paper and paper products (by 0.5%) of pharmaceutical products (by 1.0%), of chemicals and chemical products (by 2.0%), of food products (by 2.2%), of beverages (by 2.4%) as well as of basic metals (by 3.2%). The prices in section electricity, gas, steam and air conditioning supply were higher by 0.8%, in section water supply; sewerage, waste management and remediation activities - by 1.0%.

In July 2017 the prices of sold production of industry were by 2.2% higher than a year earlier. Prices in mining and quarrying were higher by 18.0%. The growth of prices was also recorded in sections: water supply; sewerage, waste management and remediation activities - by 2.5%, manufacturing - by 1.6% as well as in electricity, gas, steam and air conditioning supply - by 0.8%.

It is estimated that in July 2017 **the prices of construction and assembly production** were by 0.1% higher than in the previous month. The growth of prices was recorded in construction of buildings as well as in civil engineering (by 0.1% each). Prices in specialised construction activities reached the level similar to the one recorded in June 2017.

In July 2017 the prices of construction and assembly production were by 0.1% higher than in December of previous year and by 0.3% higher than in July of the previous year.

Fig. 1.

### Dynamics of prices of sold production of industry in 2016-2017

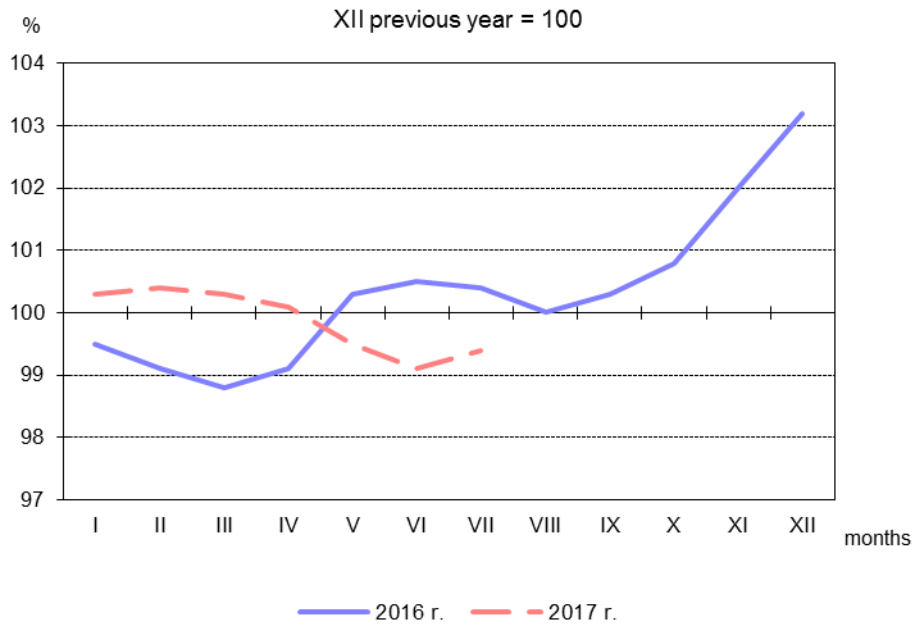


Fig. 2.

### Dynamics of prices of construction and assembly production in 2016-2017

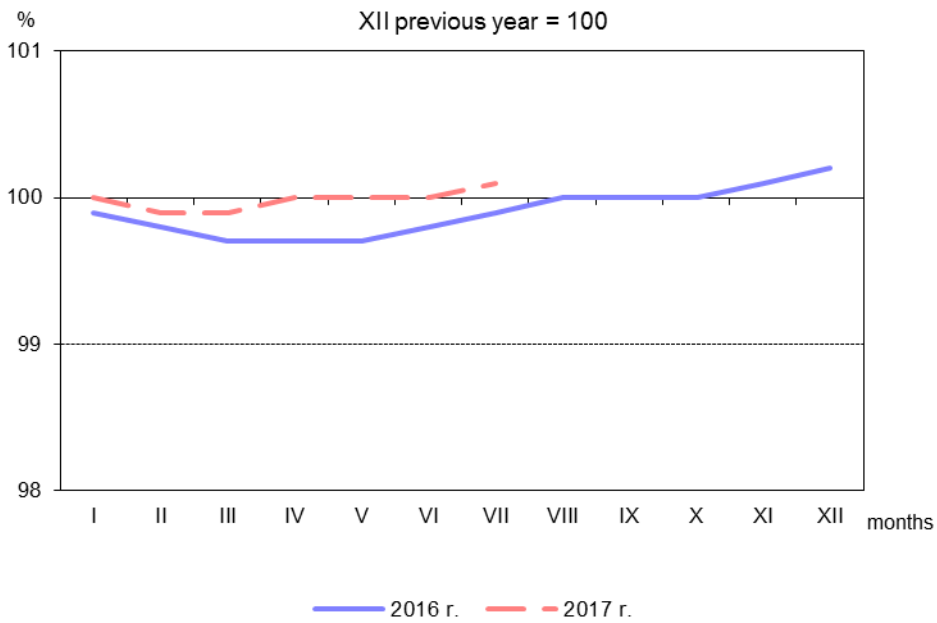


Fig. 3.

### Dynamics of prices in 2017 XII previous year = 100

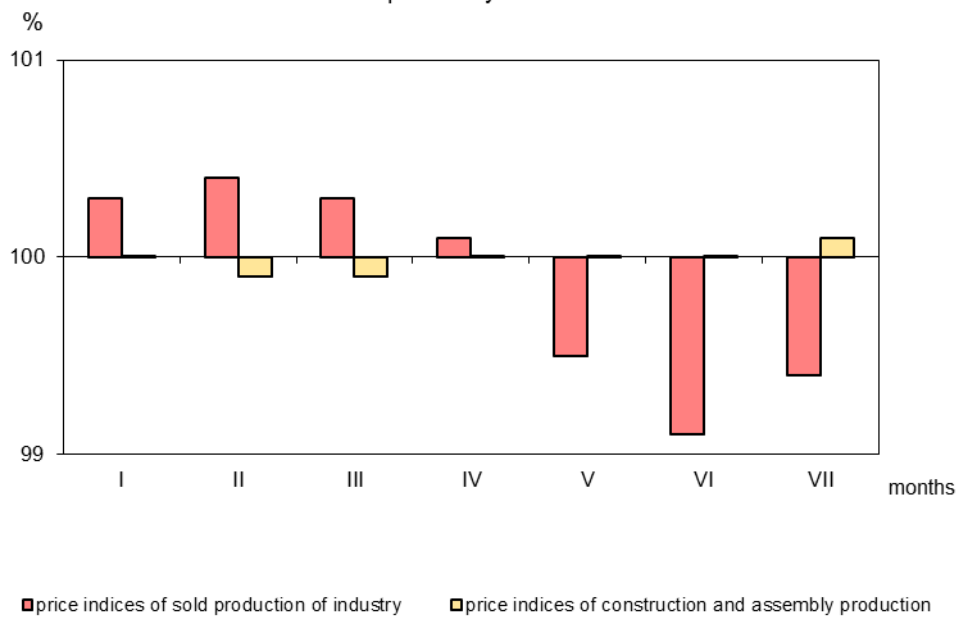


Fig. 4.

### Dynamics of prices of sold production of industry sections in 2017 XII previous year = 100

