

**PRICE INDICES OF SOLD PRODUCTION OF INDUSTRY
AND CONSTRUCTION AND ASSEMBLY PRODUCTION
in April 2017**

Specification	March 2017		April 2017			Jan.- April 2017
	February 2017= =100	corresponding period of 2016=100	March 2017= =100	December 2016= =100	Jan.- April 2016=100	
PRICE INDICES OF SOLD PRODUCTION OF INDUSTRY						
TOTAL	99.9	104.8*	104.3	99.8	100.1	104.4
Mining and quarrying	100.3*	129.0*	127.0	97.8	99.2	128.8
Manufacturing	100.0*	104.2	103.6	99.8	100.1	103.8
Electricity, gas, steam and air conditioning supply	99.6*	99.7*	100.9	100.4	100.5	100.0
Water supply; sewerage, waste management and remediation activities	100.2	103.3*	103.0	100.1	100.9	103.2
PRICE INDICES OF CONSTRUCTION AND ASSEMBLY PRODUCTION						
TOTAL	100.0	100.4*	100.4	100.1	100.0	100.3

* Data revised.

According to preliminary data, **the prices of sold production of industry** in April 2017 were lower of 0.2% than in the previous month. The drop of prices was recorded in mining and quarrying of 2.2%. The drop of prices was also recorded in manufacturing of 0.2% of which the biggest in manufacture of motor vehicles, trailers and semi-trailers (of 0.8%). Lower than in the previous month were also prices among other things in manufacture of computer, electronic and optical products, of leather and related products (of 0.7% each), of basic metals (of 0.5%), of tobacco products (of 0.4%), of furniture, of other transport equipment (of 0.3% each), of rubber and plastic products, of chemicals and chemical products, of printing and reproduction of recorded media (of 0.2% each), of coke and refined petroleum products, of machinery and equipment, of paper and paper products, of pharmaceutical products (of 0.1% each). Prices in manufacture of metal products reached the level similar to the one recorded in the previous month. The growth of prices was recorded among other things in manufacture of food products, of electrical equipment, of wearing apparel (by 0.1% each), of other non-metallic mineral products, of products of wood, cork, straw and wicker, of textiles (by 0.2% each) as well as of beverages (by 0.6%). Prices in section water supply; sewerage, waste management and remediation activities increased by 0.1% as well as in section electricity, gas, steam and air conditioning supply - by 0.4%.

In April 2017 the prices of sold production of industry were of 4.3% higher than a year earlier. Prices in mining and quarrying were higher by 27.0%. The growth of prices was also recorded in sections: manufacturing - by 3.6%, water supply; sewerage, waste management and remediation activities - by 3.0% as well as in electricity, gas, steam and air conditioning supply - by 0.9%.

It is estimated that in April 2017 the **prices of construction and assembly production** were by 0.1% higher than in the previous month. The growth of prices was recorded in construction of buildings (by 0.1%). The prices of civil engineering as well as of specialised construction activities reached the level similar to the one recorded in March 2017.

In comparison to April of the previous year, the prices of construction and assembly production were higher by 0.4%.

Fig. 1.

Dynamics of prices of sold production of industry in 2016-2017

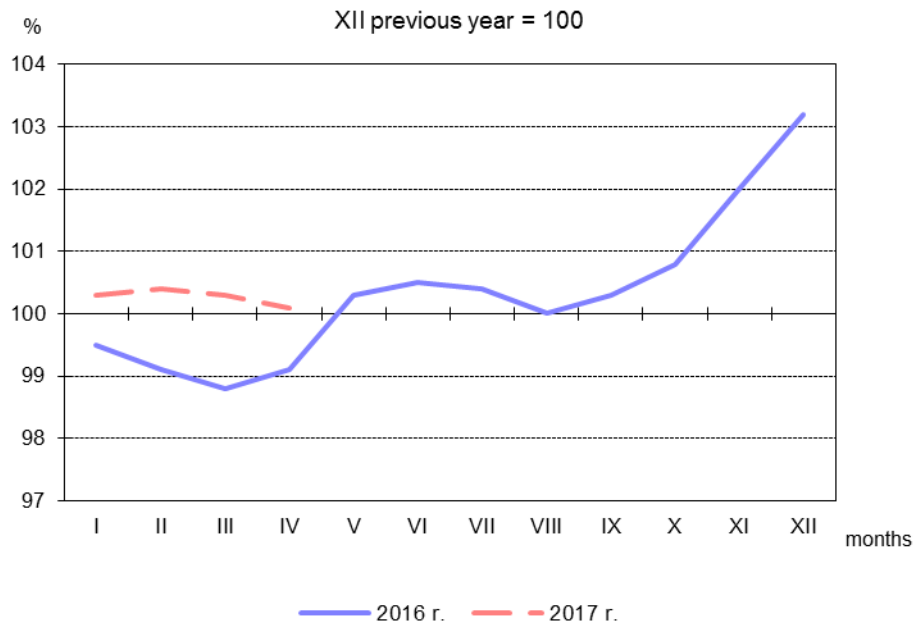


Fig. 2.

Dynamics of prices of construction and assembly production in 2016-2017

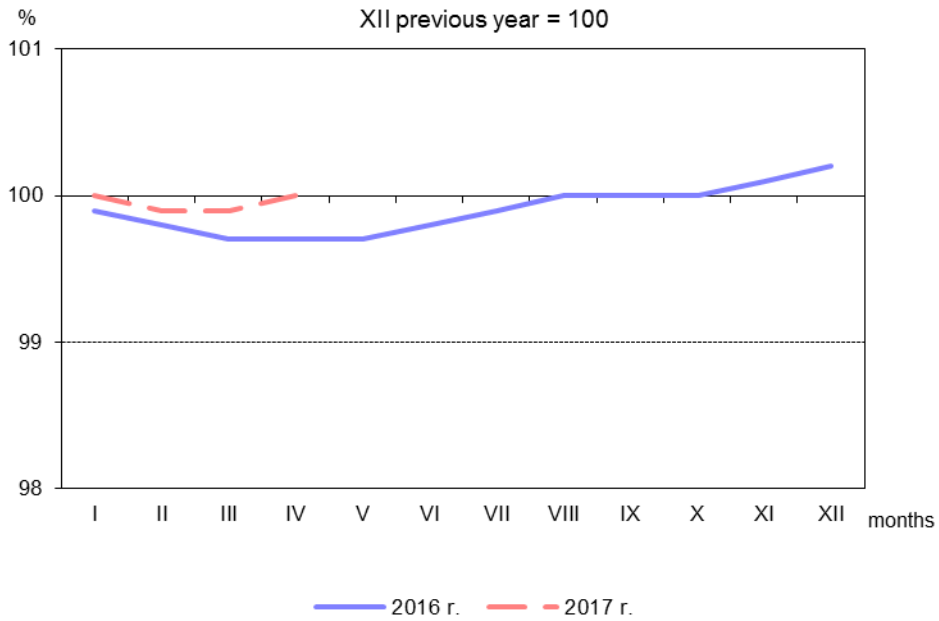


Fig. 3.

Dynamics of prices in 2017 XII previous year = 100

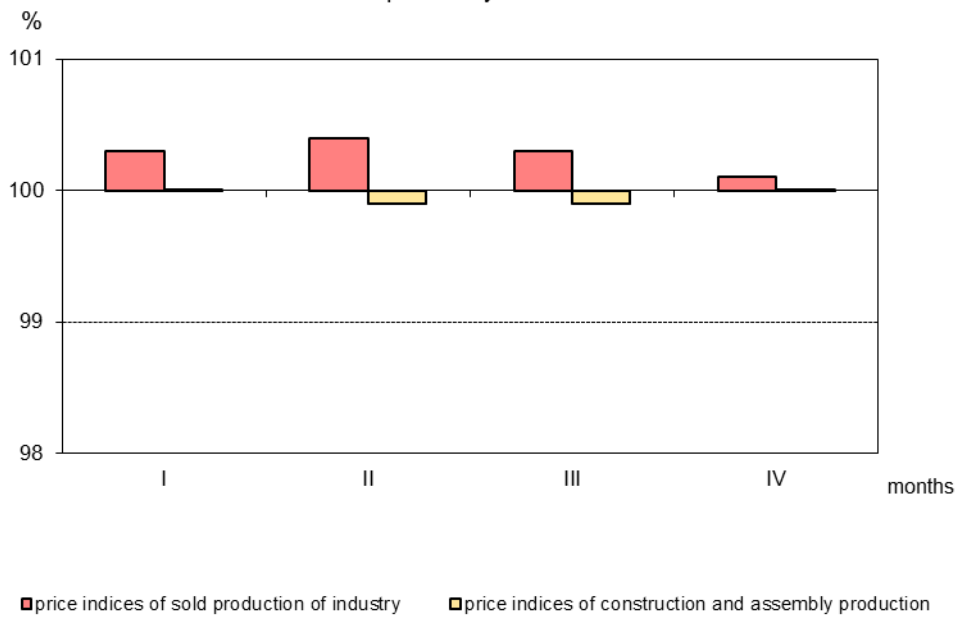


Fig. 4.

Dynamics of prices of sold production of industry sections in 2017 XII previous year = 100

