

**PRICE INDICES OF SOLD PRODUCTION OF INDUSTRY
AND CONSTRUCTION AND ASSEMBLY PRODUCTION
in August 2016**

Specification	July 2016		August 2016			Jan.- August 2016
	June 2016= =100	corresponding period of 2015=100	July 2016= =100	December 2015= =100	Jan.- August 2015=100	
PRICE INDICES OF SOLD PRODUCTION OF INDUSTRY						
TOTAL	99.9	99.5*	99.9	99.7	100.1	99.1
Mining and quarrying	103.4*	99.0*	99.7	99.0	100.0	93.4
Manufacturing	99.8	99.8	100.2	99.7	100.3	99.5
Electricity, gas, steam and air conditioning supply	99.5*	97.0*	97.4	100.1	98.1	97.5
Water supply; sewerage. waste management and remediation activities	100.2	101.2	101.2	100.1	102.0	101.0
PRICE INDICES OF CONSTRUCTION AND ASSEMBLY PRODUCTION						
TOTAL	100.1	99.6	99.8	100.1	100.0	99.4

* Data revised.

According to preliminary data, **the prices of sold production of industry** in August 2016 were lower of 0.3% than the previous month. The drop of prices was recorded in mining and quarrying of 1.0%, of which in mining of metal ores (of 5.4%), but the growth was recorded in mining of coal and lignite (by 2.5%). The prices were also lower in manufacturing (of 0.3%), of which the biggest drop was recorded in manufacture of coke and refined petroleum products (of 1.6%). The drop of prices was recorded among other things in manufacture of chemicals and chemical products, of machinery and equipment (of 0.7% each), of other non-metallic mineral products, of paper and paper products (of 0.6% each), of motor vehicles, trailers and semi-trailers, of electrical equipment, of other transport equipment, of wearing apparel (of 0.5% each), of products of wood, cork, straw and wicker, of beverages (of 0.4% each), of metal products, of basic metals (of 0.3% each), of furniture as well as of the printing and reproduction of recorded media (of 0.1% each). The growth of prices was recorded among other things in manufacture of food products, of rubber and plastic products, of pharmaceutical products, of computer, electronic and optical products as well as of leather and related products (by 0.2%). The prices in sections: electricity, gas, steam and air conditioning supply as well as water supply; sewerage, waste management and remediation activities were higher by 0.1% each than in July 2016.

In comparison to December of the previous year the prices of sold production of industry were higher by 0.1%. The growth of prices was recorded in section water supply; sewerage, waste management and remediation activities by 2.0%. In manufacturing prices were higher by 0.3%, of which the biggest in manufacture of coke and refined petroleum products (by 5.7%). The growth of prices was recorded among other things in manufacture of basic metals (by 4.1%), of printing and reproduction of recorded media (by 2.1%), of leather and related products (by 1.8%), of pharmaceutical products (by 1.1%), of beverages (by 1.0%), of food products (by 0.9%), of motor vehicles, trailers and semi-trailers, of rubber and plastic products (by 0.8% each), of other transport equipment (by 0.5%). The drop prices was recorded among other things in manufacture of other non-metallic mineral products (of 0.1%), of paper and paper products (of 0.3%), of wood, cork, straw and wicker (of 0.5%), of wearing apparel (of 0.6%), of metal products, of electrical equipment, of furniture (of 0.8% each), of machinery and equipment (of 1.3%), of computer, electronic and optical products (of 2.4%) as well as of chemicals and chemical products (of 3.0%). The prices in mining and quarrying reached the level similar to the one recorded in December 2015. The prices in section electricity, gas, steam and air conditioning supply were lower of 1.9%.

In August 2016 the prices of sold production of industry were of 0.1% lower than a year earlier (drop of 2.7% in August 2015). The drop of prices was recorded in sections: electricity, gas, steam and air conditioning supply - of 2.6% as well as mining and quarrying - of 0.3%. The prices increased in sections: manufacturing - by 0.2% as well as water supply; sewerage, waste management and remediation activities - by 1.2%

It is estimated that the **prices of construction and assembly production** in August 2016, of which the prices in construction of buildings, in civil engineering as well as in specialised construction activities were higher by 0.1% each than the previous month.

In August 2016 the prices of construction and assembly production reached the level similar to the one recorded in December of previous year and were of 0.2% lower than in August of the previous year.

Fig. 1.

Dynamics of prices of sold production of industry in 2015-2016

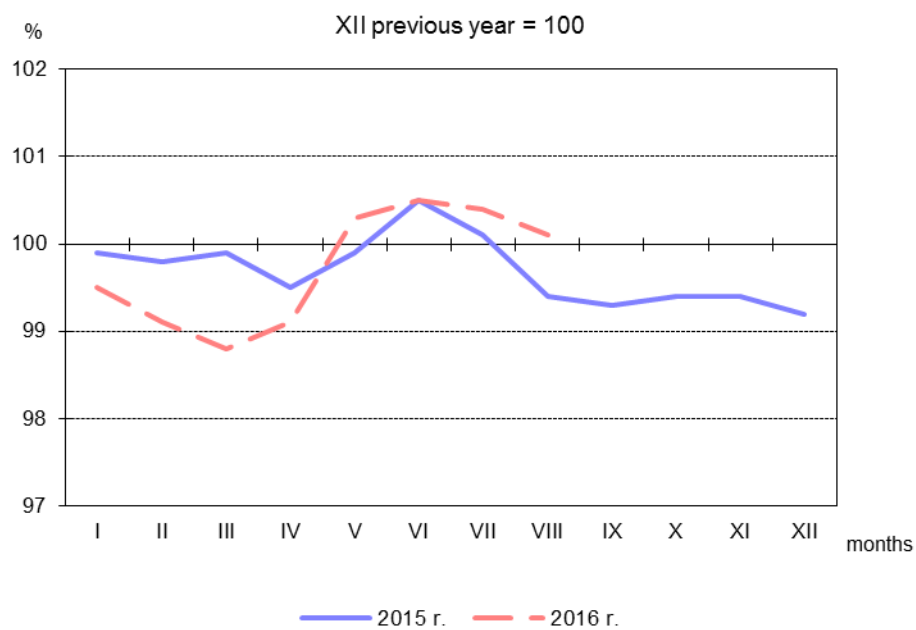


Fig. 2.

Dynamics of prices of construction and assembly production in 2015-2016

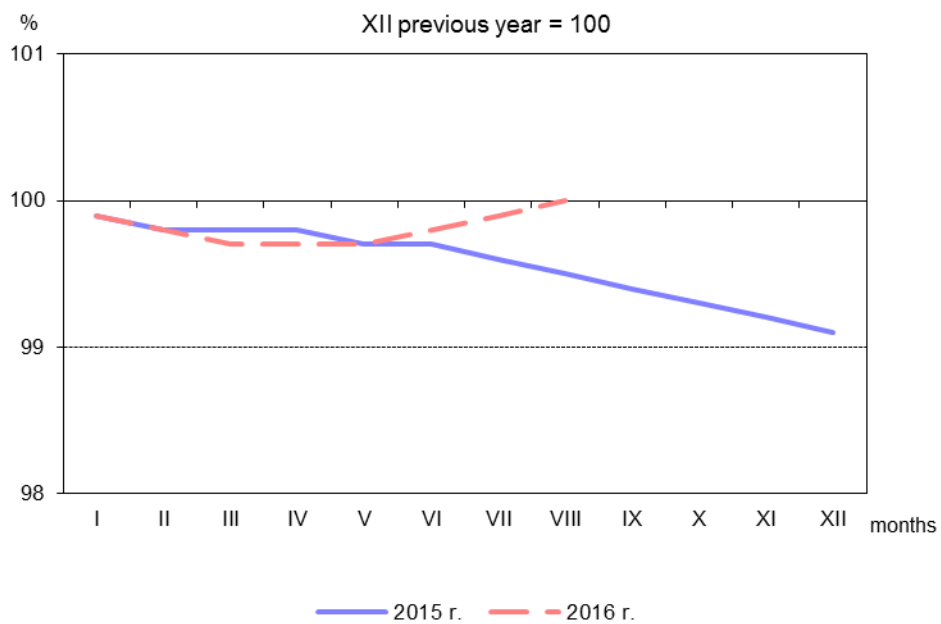


Fig. 3.

Dynamics of prices in 2016 XII previous year = 100

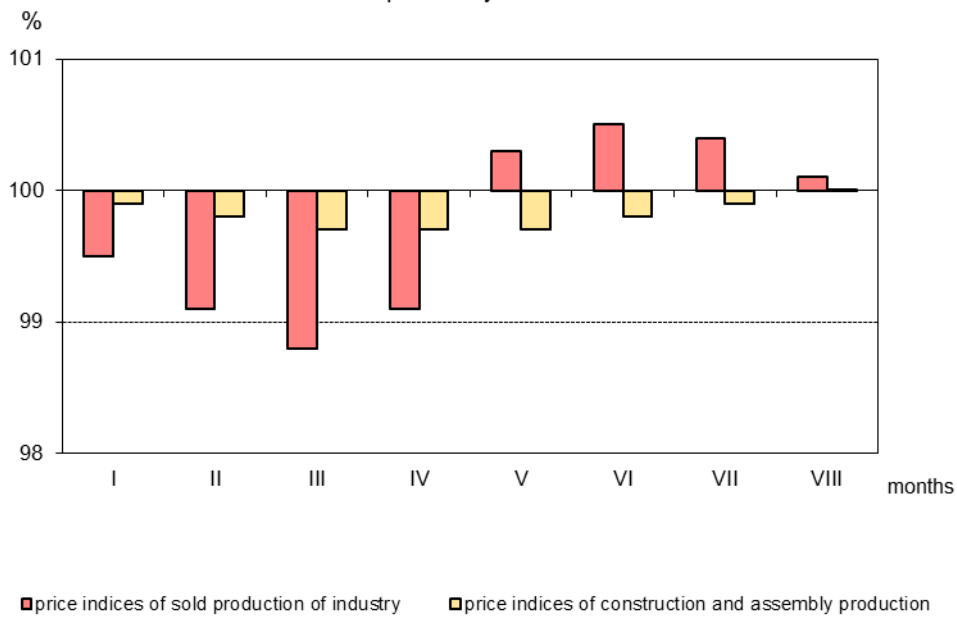


Fig. 4.

Dynamics of prices of sold production of industry sections in 2016 XII previous year = 100

