

**PRICE INDICES OF SOLD PRODUCTION OF INDUSTRY
AND CONSTRUCTION AND ASSEMBLY PRODUCTION
in July 2015**

Specification	June 2015		July 2015			Jan.- July 2015
	May 2015= =100	corresponding period of 2014=100	June 2015= =100	December 2014= =100	Jan.- July 2014=100	
PRICE INDICES OF SOLD PRODUCTION OF INDUSTRY						
TOTAL	100.6*	98.6*	98.3	99.6	100.1	97.7
Mining and quarrying	99.2*	98.6*	94.2	97.7	94.8	98.2
Manufacturing	100.7*	98.1*	98.0	99.7	100.2	97.2
Electricity, gas, steam and air conditioning supply	100.1	101.1*	101.0	100.1	101.0	101.1
Water supply; sewerage, waste management and remediation activities	100.0	101.9*	101.5	100.0	101.3	101.5
PRICE INDICES OF CONSTRUCTION AND ASSEMBLY PRODUCTION						
TOTAL	100.0	99.6	99.6	99.9	99.6	99.6

* Data revised.

According to preliminary data, **the prices of sold production of industry** in July 2015 were of 0.4% lower than in the previous month. The drop of prices was recorded in mining and quarrying of 2.3%, of which in mining of metal ores (of 5.9%) and in mining of coal and lignite (of 0.1%). The drop of prices was also recorded in manufacturing of 0.3%, of which the biggest in manufacture of coke and refined petroleum products (of 4.0%). The prices were also lower among other things in manufacture of basic metals (of 0.8%), of beverages (of 0.7%), of metal products, of chemicals and chemical products, of products of wood, cork, straw and wicker (of 0.3% each), of motor vehicles, trailers and semi-trailers, of wearing apparel (of 0.2% each), of furniture, of other non-metallic mineral products (of 0.1% each). The growth of prices was recorded among other things in manufacture of food products, of rubber and plastic products, of machinery and equipment (by 0.1% each), of electrical equipment (by 0.2%), of textiles (by 0.3%), of computer, electronic and optical products, of printing and reproduction of recorded media (by 0.5% each), of other transport equipment, of leather and related products (by 0.6% each), of pharmaceutical products (by 0.8%), of paper and paper products (by 0.9%). The prices in section water supply; sewerage, waste management and remediation activities reached the level similar to the one recorded in June 2015. The growth of prices was recorded in section electricity, gas, steam and air conditioning supply by 0.1%.

In comparison to December of the previous year the prices of sold production of industry were higher by 0.1%. The growth of prices was recorded in sections: water supply; sewerage, waste management and remediation activities (by 1.3%) as well as electricity, gas, steam and air conditioning supply (by 1.0%). In manufacturing prices were higher by 0.2%, of which the biggest in manufacture of coke and refined petroleum products (by 4.8%). The growth of prices was recorded among other things in manufacture of other transport equipment (by 2.0%), of paper and paper products (by 1.5%), of basic metals (by 1.2%), of chemicals and chemical products (by 1.0%) as well as of electrical equipment (by 0.9%). The drop prices was recorded among other things in manufacture of beverages, of furniture (of 0.2% each), of metal products (of 0.4%), of rubber and plastic products (of 0.5%), of food products (of 0.7%), of products of wood, cork, straw and wicker, of motor vehicles, trailers and semi-trailers, (of 0.8% each), of other non-metallic mineral products, of leather and related products (of 0.9% each), of wearing apparel as well as of printing and reproduction of recorded media (of 1.6% each). The prices in mining and quarrying were lower of 5.2%, of which in mining of coal and lignite (of 7.7%) and in mining of metal ores (of 6.1%).

In July 2015 the prices of sold production of industry were of 1.7% lower than a year earlier. The drop of prices was recorded in mining and quarrying (of 5.8%) and in manufacturing (of 2.0%). The prices increased in sections: electricity, gas, steam and air conditioning supply (by 1.0%) as well as in water supply; sewerage, waste management and remediation activities (by 1.5%).

It is estimated that the **prices of construction and assembly production** in June 2015 were lower of 0.1% than in the previous month. The drop of prices in construction of buildings as well as civil engineering in specialised construction activities was recorded (of 0.1% each). However the prices in specialised construction activities were higher (by 0.1%).

In July 2015 the prices of construction and assembly production were of 0.4% each lower than in December of previous year and in July of the previous year.

Fig. 1.

Dynamics of prices of sold production of industry in 2014-2015

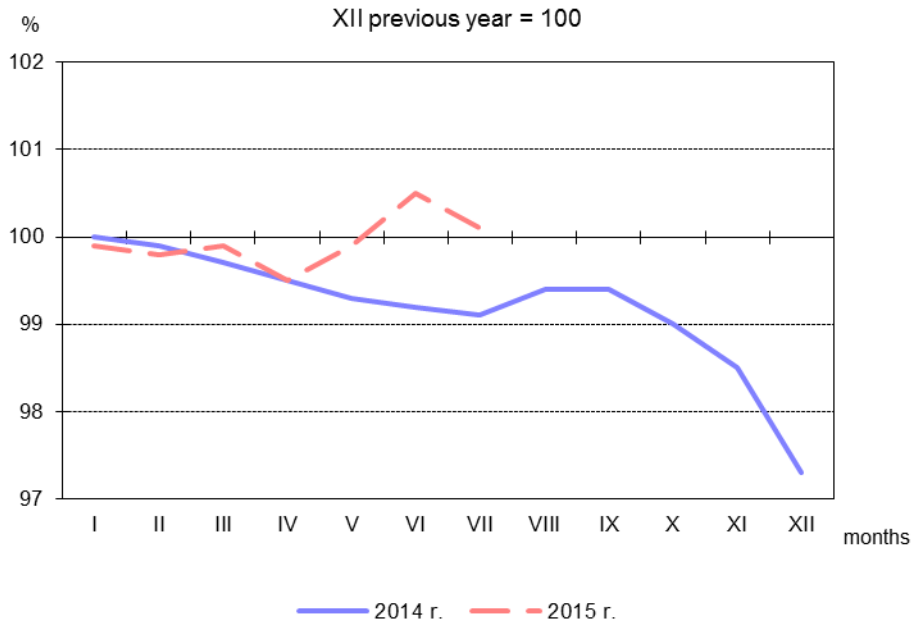


Fig. 2.

Dynamics of prices of construction and assembly production

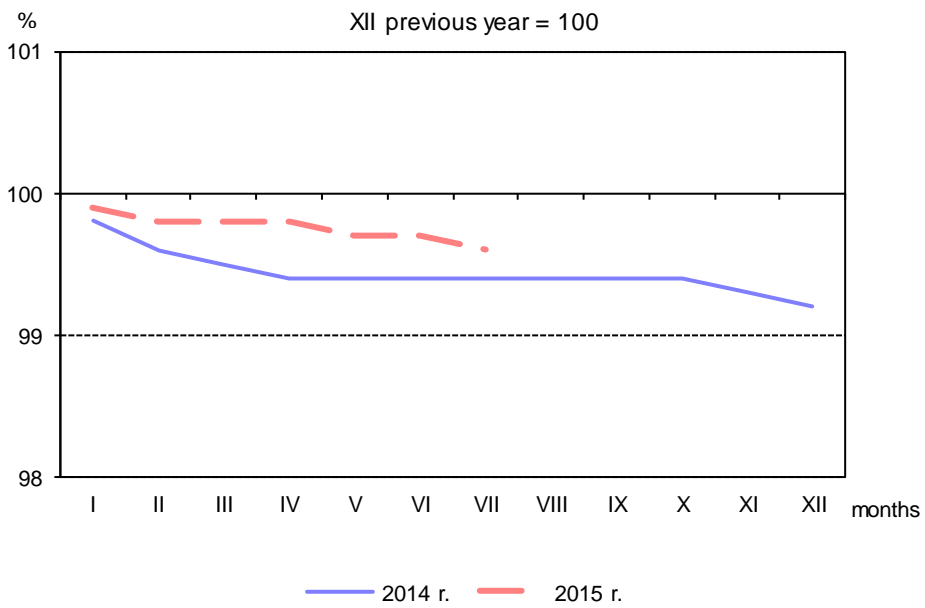


Fig. 3.

Dynamics of prices in 2015 XII previous year = 100

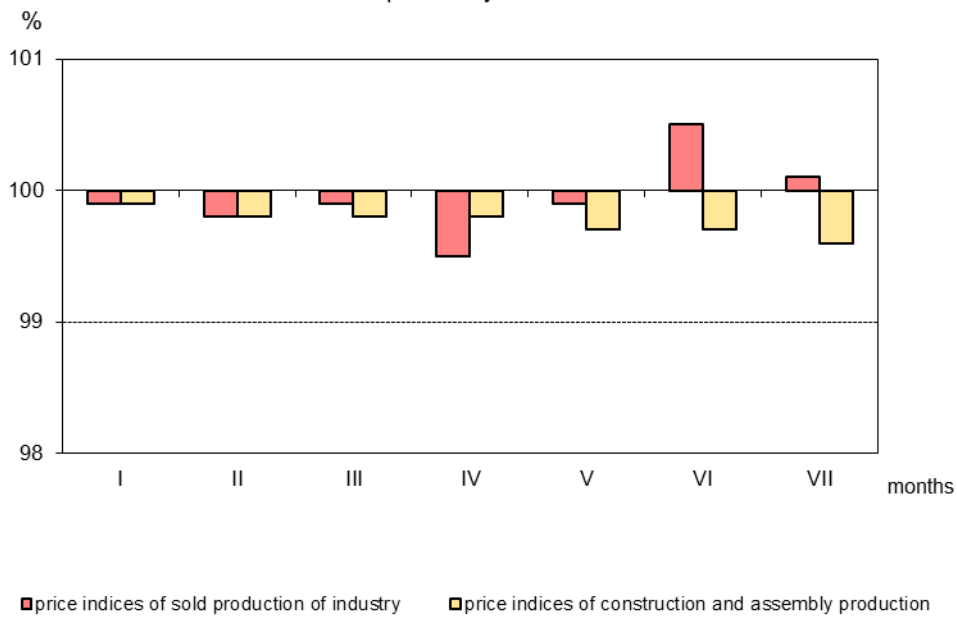


Fig. 4.

Dynamics of prices of sold production of industry sections in 2015 XII previous year = 100

