

**PRICE INDICES OF SOLD PRODUCTION OF INDUSTRY
AND CONSTRUCTION AND ASSEMBLY PRODUCTION
in May 2015**

Specification	April 2015		May 2015			Jan.- May 2015
	March 2015= =100	corresponding period of 2014=100	April 2015= =100	December 2014= =100	Jan.- May 2014= =100	
PRICE INDICES OF SOLD PRODUCTION OF INDUSTRY						
TOTAL	99.6*	97.3*	97.8	100.3	99.8	97.4
Mining and quarrying	99.5	101.8*	99.0	97.9	97.8	99.0
Manufacturing	99.6*	96.6*	97.2	100.4	99.7	96.8
Electricity, gas, steam and air conditioning supply	100.1	101.1	101.1	100.0	100.8	101.2
Water supply; sewerage, waste management and remediation activities	100.2*	101.5*	101.7	100.5	101.2	101.4
PRICE INDICES OF CONSTRUCTION AND ASSEMBLY PRODUCTION						
TOTAL	100.0	99.7	99.7	99.9	99.7	99.6

* Data revised.

According to preliminary data, **the prices of sold production of industry** in May 2015 were higher by 0.3% than in the previous month. The growth of prices was recorded in section water supply; sewerage, waste management and remediation activities by 0.5% as well as in manufacturing by 0.4%, of which the biggest in manufacture of coke and refined petroleum products (by 4.0%). The prices were also higher among other things in manufacture of basic metals (by 0.9%), of textiles (by 0.8%), of rubber and plastic products (by 0.6%), of chemicals and chemical products, of computer, electronic and optical products (by 0.5% each), of electrical equipment (by 0.4%), of furniture, of products of wood, cork, straw and wicker, of beverages (by 0.2% each), of paper and paper products (by 0.1%). The drop of prices was recorded among other things in manufacture of food products, of motor vehicles, trailers and semi-trailers, of pharmaceutical products (of 0.1% each), of metal products, of other non-metallic mineral products, of machinery and equipment (of 0.2% each), of other transport equipment, of wearing apparel. (of 0.6% each) as well as of leather and related products (of 1.1%). Prices in section electricity, gas, steam and air conditioning supply reached the level similar to the one recorded in the previous month. The drop of prices was recorded in mining and quarrying of 2.1%, of which the growth of prices was recorded in mining of metal ores - by 1.0%, but the drop of prices was recorded in mining of coal and lignite - of 5.3%.

In May 2015 the prices of sold production of industry were of 2.2% lower than a year earlier (drop of 1.0% in May 2014). The drop of prices was recorded in manufacturing of 2.8% as well as in mining and quarrying of 1.0%. However prices increased in sections: electricity, gas, steam and air conditioning supply by 1.1% as well as in water supply; sewerage, waste management and remediation activities - by 1.7%.

It is estimated that the **prices of construction and assembly production** in May 2015 were lower of 0.1% than in the previous month. The drop of price of 0.1% was recorded in construction of buildings as well as civil engineering, however prices of specialised construction activities reached the level similar to the one recorded in April 2015.

In comparison to May of the previous year, the prices of construction and assembly production fell of 0.3%, when prices also fell of 1.4%.

Fig. 1.

Dynamics of prices of sold production of industry in 2014-2015

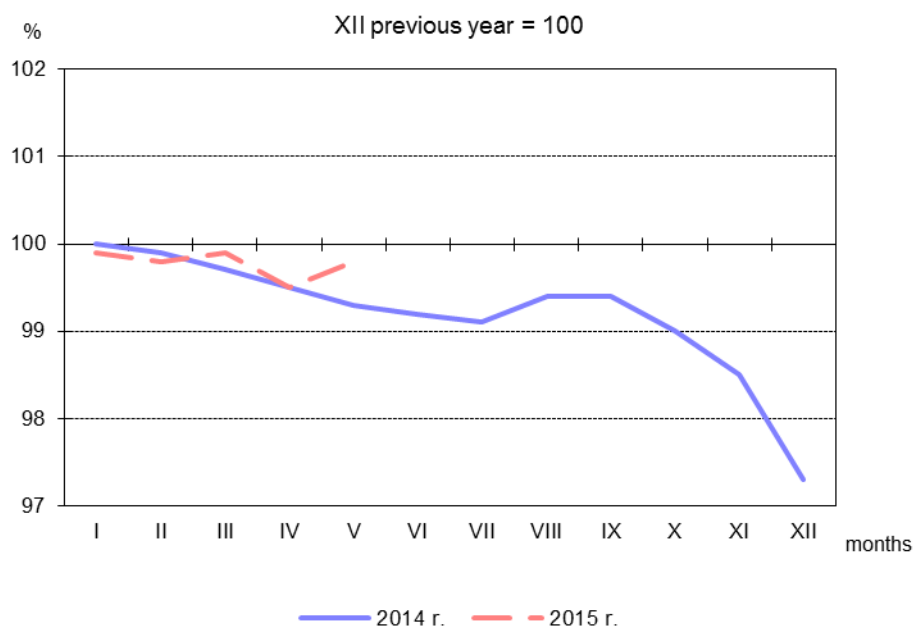


Fig. 2.

Dynamics of prices of construction and assembly production in 2014-2015

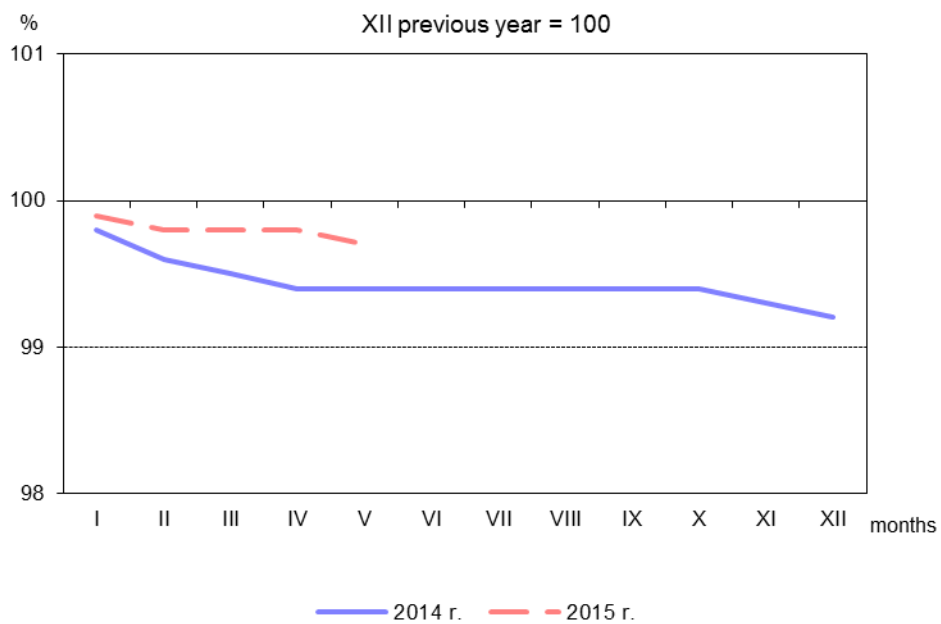


Fig. 3.

Dynamics of prices in 2015 XII previous year = 100

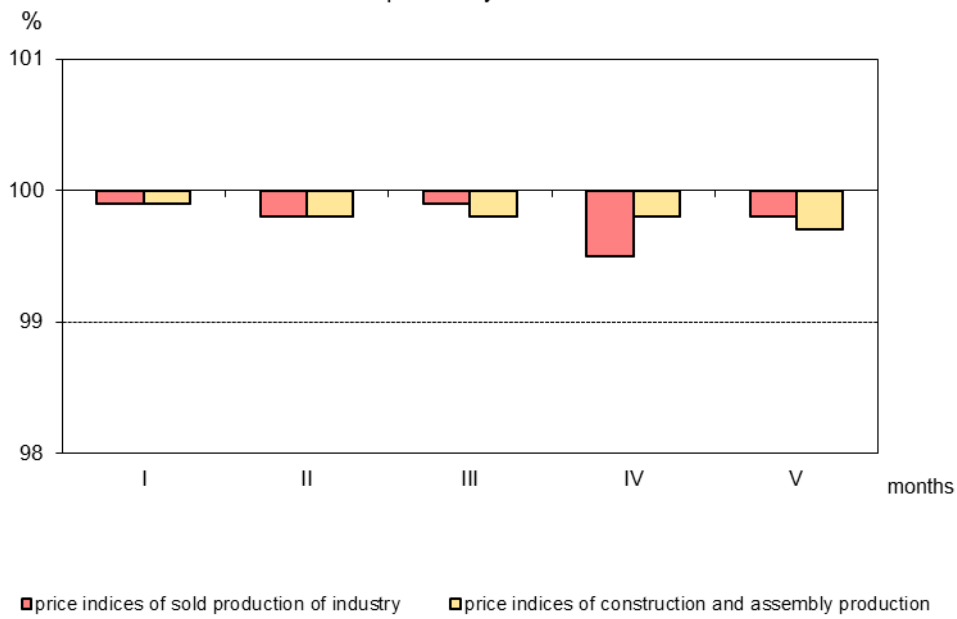


Fig. 4.

Dynamics of prices of sold production of industry sections in 2015 XII previous year = 100

