

**PRICE INDICES OF SOLD PRODUCTION OF INDUSTRY
AND CONSTRUCTION AND ASSEMBLY PRODUCTION
in December 2014**

Specification	November 2014		December 2014		Jan.- December 2014
	October 2014= =100	corresponding period of 2013=100	November 2014= =100	November 2014= =100	Jan.- December 2013=100
PRICE INDICES OF SOLD PRODUCTION OF INDUSTRY					
TOTAL	99.5	98.4	97.5	99.0	98.5
Mining and quarrying	99.6*	98.8*	99.0	99.3	95.3
Manufacturing	99.4	98.0	96.9	98.8	98.4
Electricity, gas, steam and air conditioning supply	100.1	101.3	101.2	99.9	101.1
Water supply; sewerage, waste management and remediation activities	99.9	101.5	101.5	100.0	101.2
PRICE INDICES OF CONSTRUCTION AND ASSEMBLY PRODUCTION					
TOTAL	99.9	99.4*	99.2	99.9	98.8

* Data revised.

According to preliminary data, **the prices of sold production of industry** in 2014 with relation to previous year dropped of 1.5%, in which the highest drop prices - of 4.7% - was recorded in mining and quarrying. The prices in manufacturing were lower of 1.6%. The increase of prices was recorded in sections electricity, gas, steam and air conditioning supply by 1.1% as well as in water supply; sewerage, waste management and remediation activities by 1.2%.

It is estimated that in December of 2014 the prices of sold production of industry were of 2.5% lower than in the previous year. The highest drop prices was recorded in manufacturing (of 3.1%), of which the biggest in manufacture of coke and refined petroleum products (of 23.1%). Lower than in December of previous year were also prices in manufacture of food products (of 4.2%), of electrical equipment, of other non-metallic mineral products (of 1.9% each), of metal products (of 1.6%), of wearing apparel (of 1.1%), of rubber and plastic products (of 0.9%), of motor vehicles, trailers and semi-trailers, of beverages (of 0.7% each), of machinery and equipment, of furniture (of 0.6% each), of products of wood, cork, straw and wicker (of 0.4%), of chemicals and chemical products, of paper and paper products, of textiles (of 0.2% each). Higher than in December of previous year were prices among other things in printing and reproduction of recorded media (by 1.0%), manufacture of basic metals (by 1.2%), of computer, electronic and optical products (by 1.6%), of leather and related products (by 1.9%), of pharmaceutical products (by 2.4%) as well as of other transport equipment (by 3.5%). The drop prices was recorded in mining and quarrying (of 1.0%), of which in mining of coal and lignite (of 1.3%) as well as in mining of metal ores (of 0.3%). The growth was recorded in section electricity, gas, steam and air conditioning supply by 1.2% and in section water supply; sewerage, waste management and remediation activities by 1.5%.

It is estimated that **the prices of construction and assembly production** in 2014 were of 1.2% lower than in the previous year. The drop prices was recorded in the prices in construction of buildings (of 1.6%), in civil engineering (of 1.3%) as well as in specialised construction activities (of 0.3%).

The prices of construction and assembly production in December of 2014 were of 0.8% lower than the one recorded in the previous year. The drop was recorded in the prices in civil engineering (of 1.0%), in construction of buildings (of 0.9%) as well as in specialised construction activities (of 0.2%).

Fig. 1.

Dynamics of prices of sold production of industry in 2013-2014

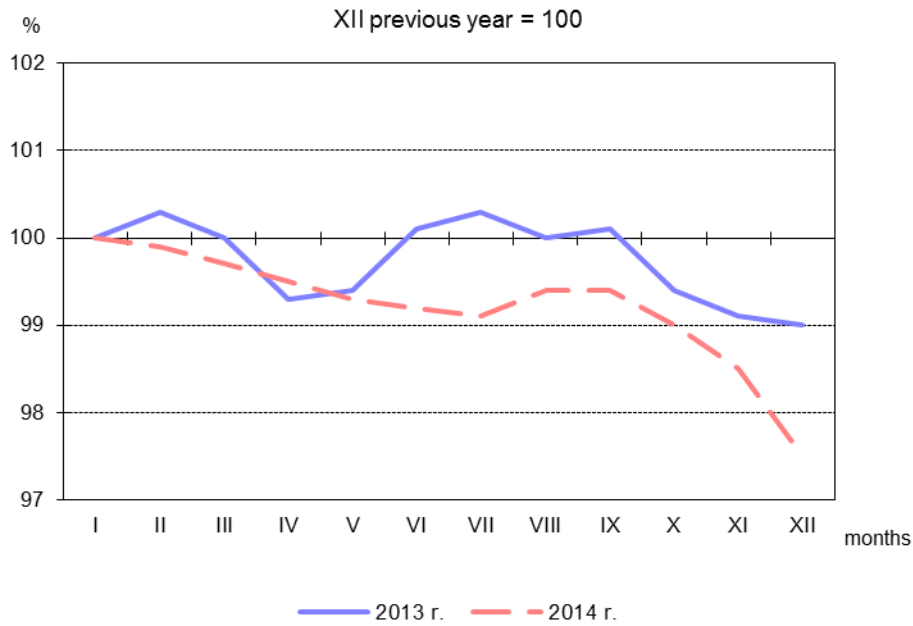


Fig. 2.

Dynamics of prices of construction and assembly production in 2013-2014

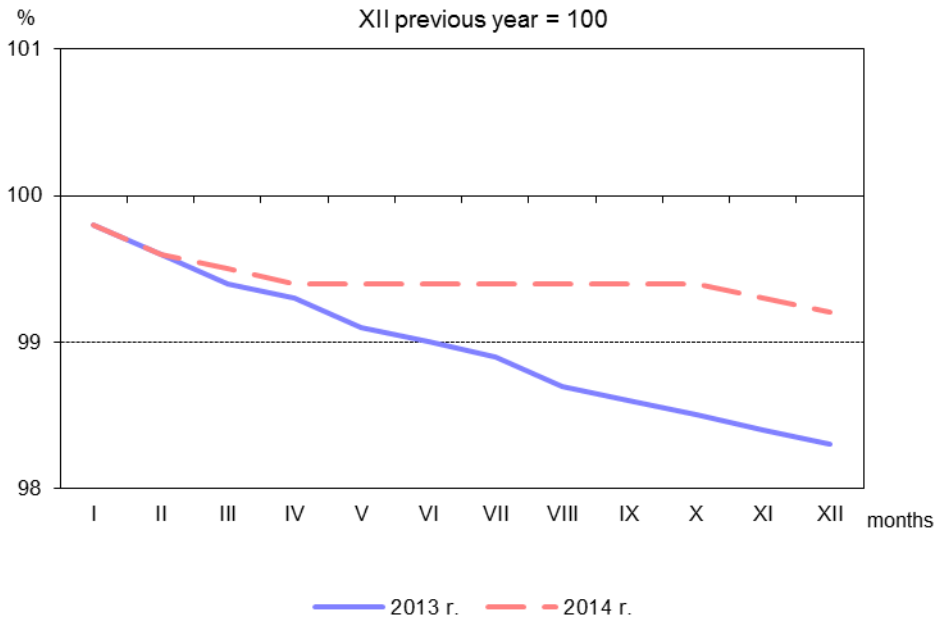


Fig. 3.

Dynamics of prices in 2014 XII previous year = 100

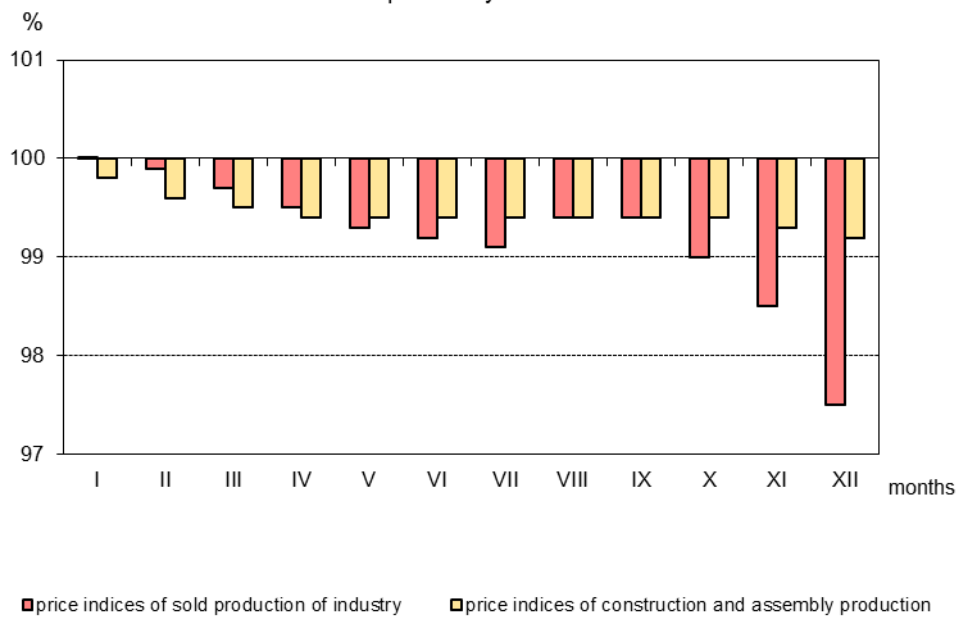


Fig. 4.

Dynamics of prices of sold production of industry sections in 2014 XII previous year = 100

