

Price indices of sold production of industry in March 2024

22.04.2024


9.6%

 the decrease of producer prices
in industry compared to March
2023

According to preliminary data, the prices of sold production of industry in March 2024 decreased both compared to February 2024 by – 0.1%, and compared to the corresponding month of the previous year – by 9.6%.

Table 1. Price indices of sold production of industry in February and March 2024

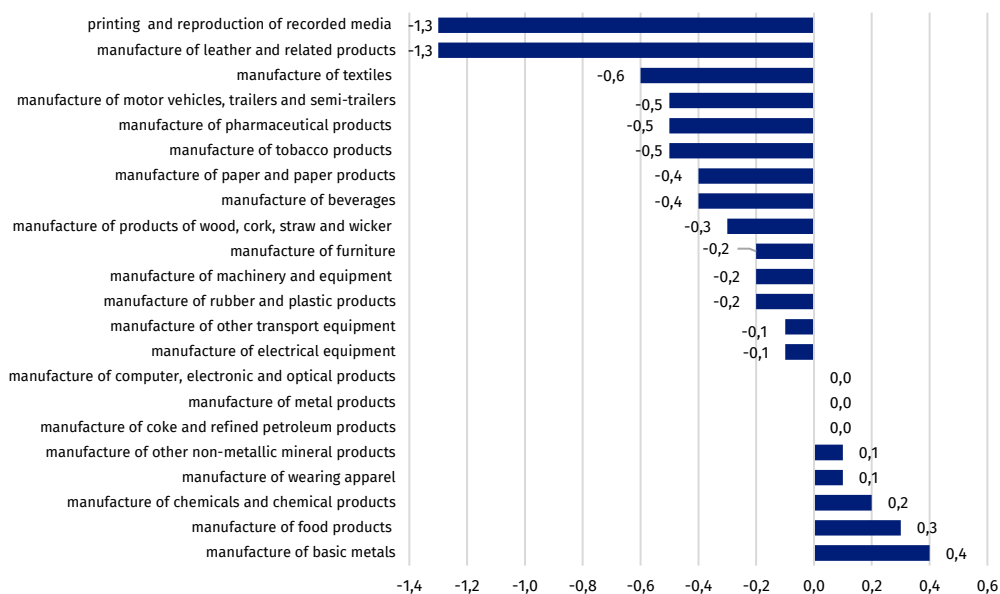
SPECIFICATION	02 2024		03 2024		01-03 2024	
	01 2024=100	corresponding period 2023=100	02 2024=100	12 2023=100	01-03 2023=100	
TOTAL	100.1	90.0*	90.4	99.9	98.1	89.9
Mining and quarrying	99.7*	87.2*	87.7	100.9	95.0	87.6
Manufacturing	100.3*	90.8	91.5	99.9	99.4	90.7
Electricity, gas, steam and air conditioning supply	99.0	82.5	80.9	99.0	88.7	82.6
Water supply; sewerage, waste management and remediation activities	100.7*	102.2*	101.7	99.9	101.8	102.1

* Data revised.

Prices changes of sold production of industry in March 2024 compared to February 2024

According to preliminary data, **the prices of sold production of industry** in March 2024 were 0.1% lower than in February 2024. The prices decreased in **electricity, gas, steam and air conditioning supply section** – by 1.0%, and in the **water supply; sewerage, waste management and remediation activities** section as well as in **the manufacturing** section – by 0.1% both.

Chart 1. Prices changes of sold production of industry by sections in March 2024 compared to the previous month



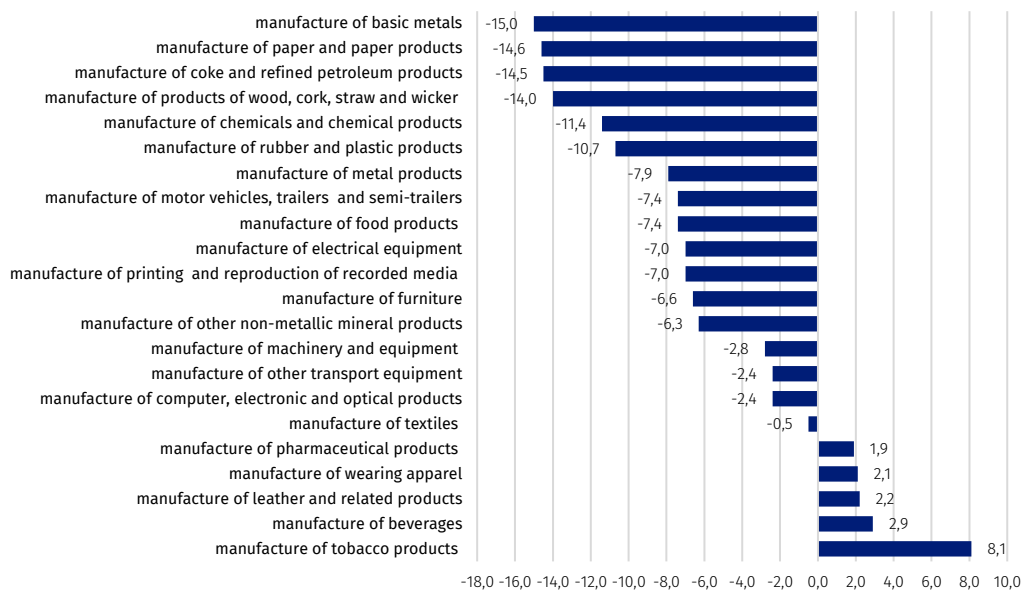
Among divisions of manufacturing in March 2024 in comparison to the previous month the prices raised the most in printing and reproduction of recorded media and manufacture of leather and related products

However prices in **mining and quarrying** section increased – by 0.9%, of which in the mining of metal ores – by 3.5%, and in mining of coal and lignite prices dropped – by 1.5%.

Prices changes of sold production of industry in March 2024 compared to March 2023

In March 2024 **the prices of sold production of industry** compared to the corresponding month of the previous year decreased – by 9.6%. The prices dropped the most in **electricity, gas, steam and air conditioning supply** section – by 19.1%. In **mining and quarrying** section prices have also decreased – by 12.3%, of which in mining of coal and lignite – by 19.4%, and in the mining of metal ores – by 8.7%. Prices also dropped in the **manufacturing** section – by 8.5%.

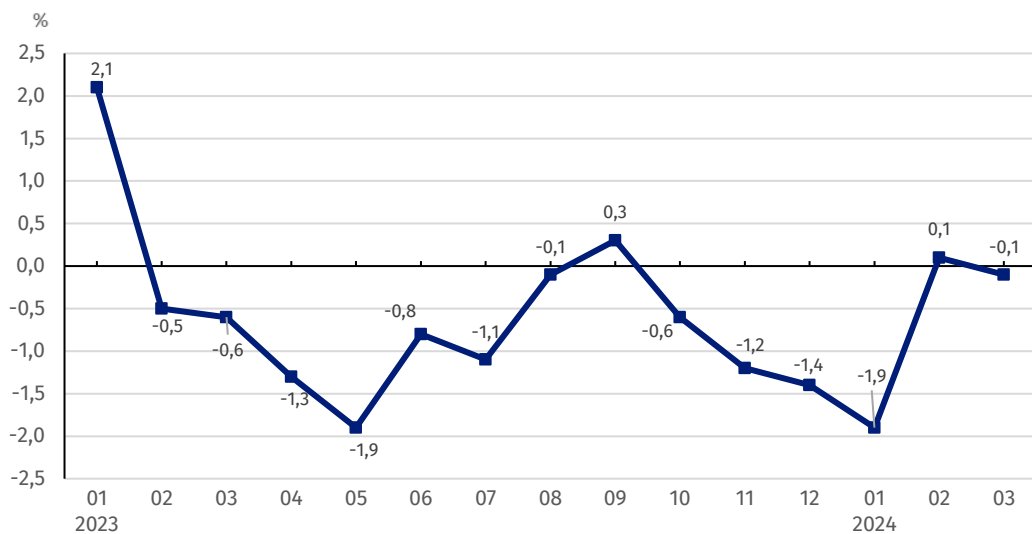
Chart 2. Prices changes of sold production of industry in March 2024 compared to the corresponding month of the previous year



In March 2024 in comparison to the corresponding month of the previous year, the prices were decreased the most in manufacture of basic metals

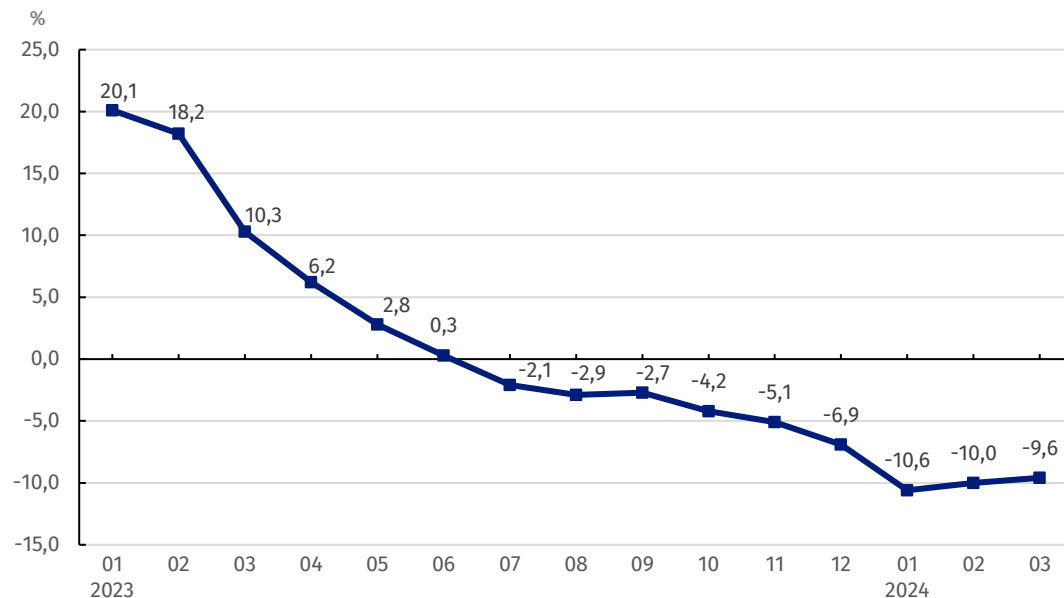
However, prices in **water supply; sewerage, waste management and remediation activities** section increased in annual terms – by 1.7%.

Chart 3. Prices changes of sold production of industry in 2023-2024 in relation to the previous period



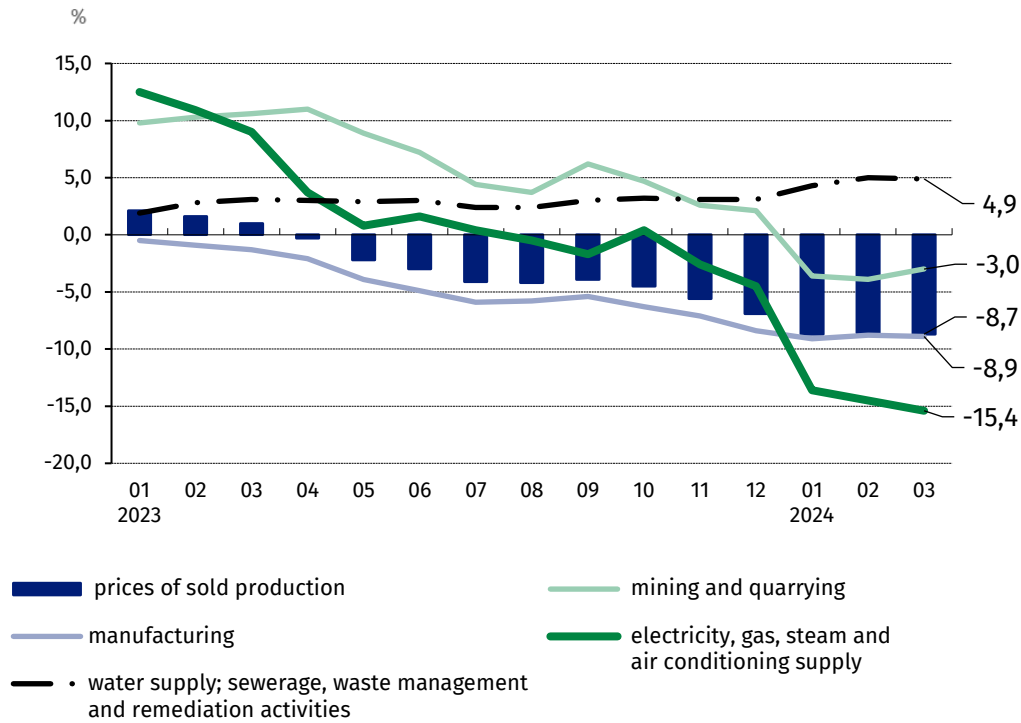
In March 2024, compared to the previous month, there was a decrease in prices of industrial production sold by 0.1%

Chart 4. Prices changes of sold production of industry in 2023-2024 in relation to the corresponding period of the previous year



In March 2024, a decline in the annual dynamics of sold production in industry prices was observed by 9.6%

Chart 5. Prices changes of sold production of industry by sections NACE in 2023-2024 in relation to December 2022









In case of quoting Statistics Poland data, please provide information: "Source of data: Statistics Poland", and in case of publishing calculations made on data published by Statistics Poland, please include the following disclaimer: "Own study based on figures from Statistics Poland".

Prepared by:
The Trade and Services Department
Director Ewa Adach-Stankiewicz
Phone: (+48 22) 608 31 24

Press Office

Phone: (+48 22) 608 38 04

e-mail: obslugaprasowa@stat.gov.pl

-  stat.gov.pl/en/
-  [@StatPoland](https://twitter.com/StatPoland)
-  [@GlownyUrzadStatystyczny](https://www.facebook.com/GlownyUrzadStatystyczny)
-  [gus_stat](https://www.instagram.com/gus_stat)
-  [glownyurządstatystycznygus](https://www.youtube.com/glownyurządstatystycznygus)
-  [glownyurządstatystyczny](https://www.linkedin.com/company/glownyurządstatystyczny)

Related information

[Statistical Bulletin](#)

[News Releases](#)

Data available in databases

[Analytical Platform - Knowledge Databases](#)

[Macroeconomic Data Bank](#)

[Prices indices \(Topics: Prices, Trade\)](#)

Terms used in official statistics

[Price index of sold production of industry](#)