

Price indices of sold production of industry in February 2024

20.03.2024


10.1%

the decrease of producer prices in industry compared to February 2023

According to preliminary data, the prices of sold production of industry in February 2024 increased compared to January 2024 by – 0.1%, however decreased compared to the corresponding month of the previous year – by 10.1%.

Table 1. Price indices of sold production of industry in January and February 2024

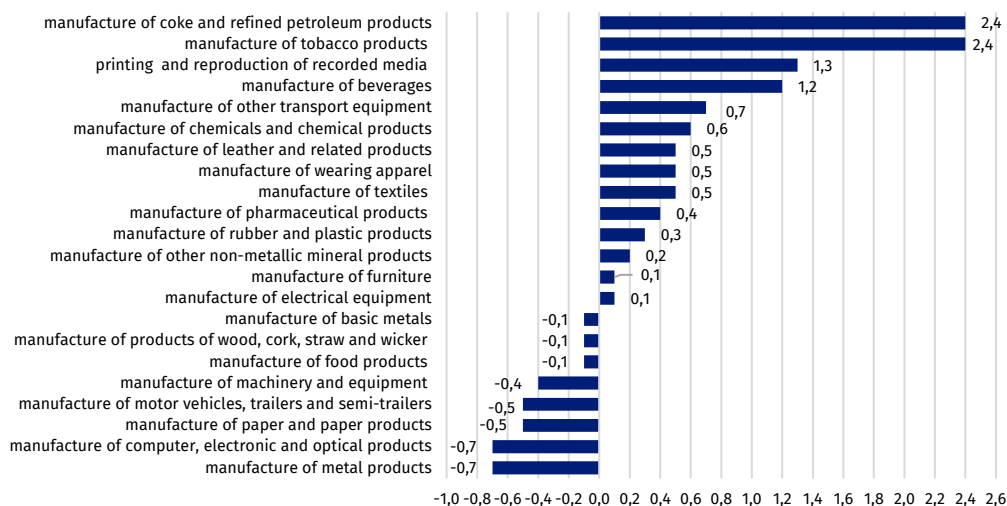
SPECIFICATION	01 2024		02 2024		01-02 2024
	12 2023=100	corresponding period 2023=100		01 2024=100	01-02 2023=100
TOTAL	98.1*	89.4*	89.9	100.1	89.7
Mining and quarrying	94.4*	87.8*	86.8	99.3	87.3
Manufacturing	99.2*	89.9*	90.8	100.2	90.3
Electricity, gas, steam and air conditioning supply	90.5*	84.5*	82.5	99.0	83.5
Water supply; sewerage, waste management and remediation activities	101.2*	102.3*	101.7	100.2	102.0

* Data revised.

Prices changes of sold production of industry in February 2024 compared to January 2024

According to preliminary data, **the prices of sold production of industry** in February 2024 were 0.1% higher than in January 2024. The prices increased in the **water supply; sewerage, waste management and remediation activities** section as well as in **the manufacturing** section – by 0.2% both.

Chart 1. Prices changes of sold production of industry by sections in February 2024 compared to the previous month



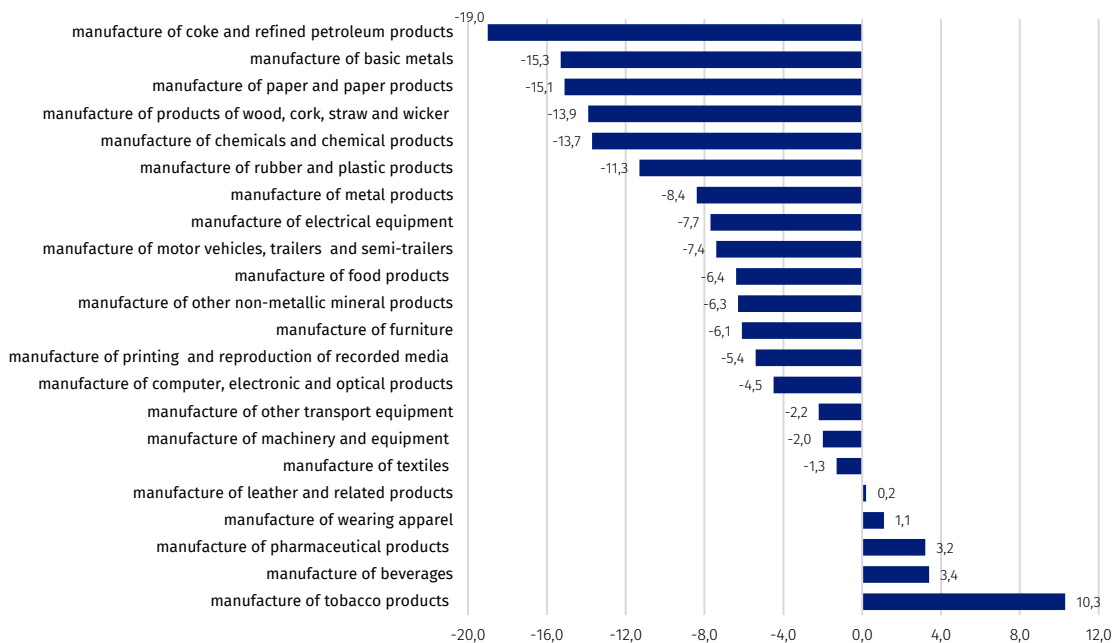
Among divisions of manufacturing in February 2024 in comparison to the previous month the prices raised the most in manufacture of coke and refined petroleum products and manufacture of tobacco products

However the prices decreased in **electricity, gas, steam and air conditioning supply section** – by 1.0%, as well as in **mining and quarrying** section – by 0.7%, of which in mining of coal and lignite – by 1.3%, and in the mining of metal ores – by 0.4%.

Prices changes of sold production of industry in February 2024 compared to February 2023

In February 2024 **the prices of sold production of industry** compared to the corresponding month of the previous year decreased – by 10.1%. The prices dropped the most in **in electricity, gas, steam and air conditioning supply** section – by 17.5%. In **mining and quarrying** section prices have also decreased – by 13.2%, of which in mining of coal and lignite – by 17.1%, and in the mining of metal ores – by 14.0%. Prices also dropped in the **manufacturing** section – by 9.2%.

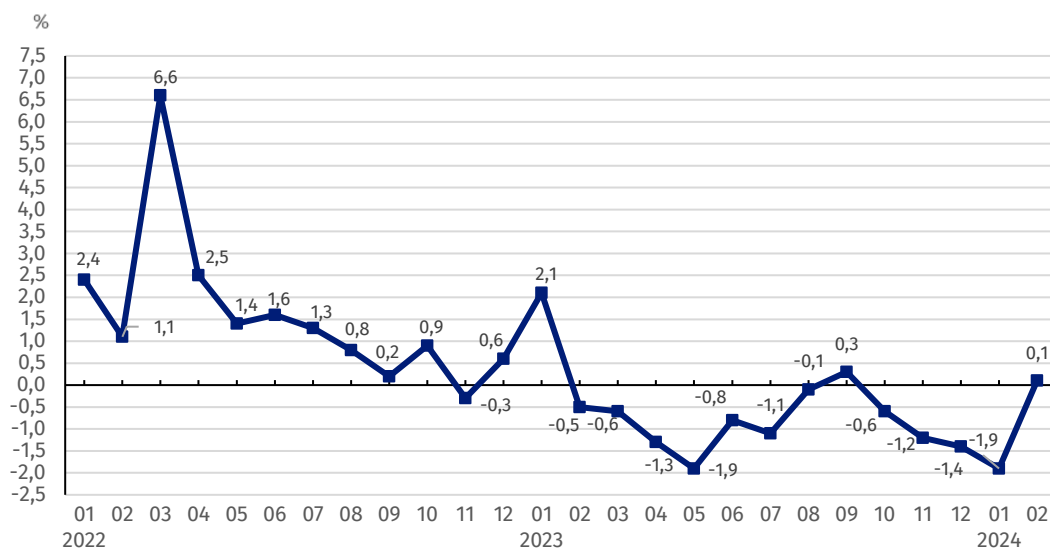
Chart 2. Prices changes of sold production of industry in February 2024 compared to the corresponding month of the previous year



In February 2024 in comparison to the corresponding month of the previous year, the prices were decreased the most in manufacture of coke and refined petroleum products

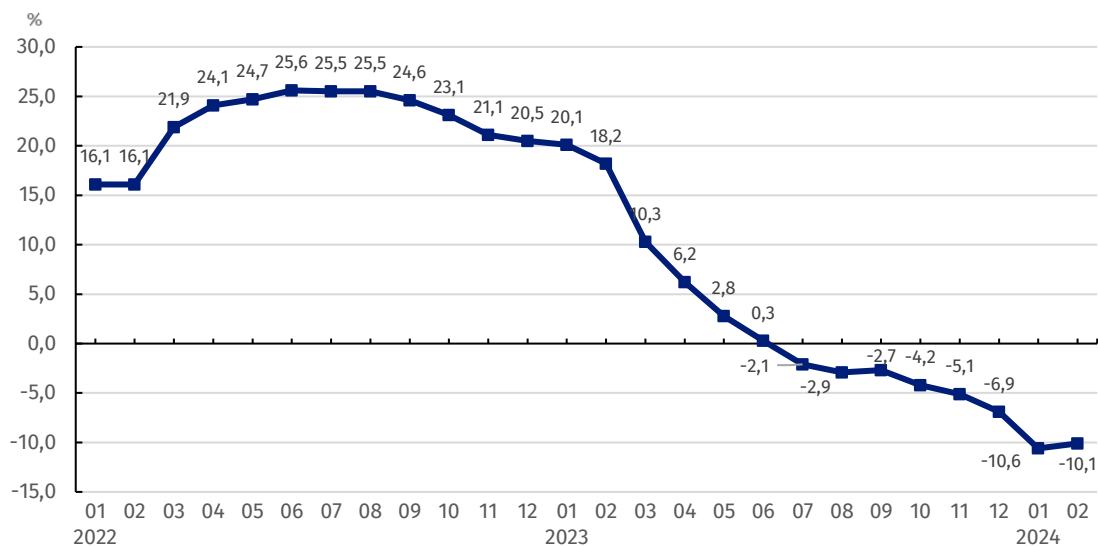
However, prices in **water supply; sewerage, waste management and remediation activities** section increased in annual terms – by 1.7%.

Chart 3. Prices changes of sold production of industry in 2022-2024 in relation to the previous period



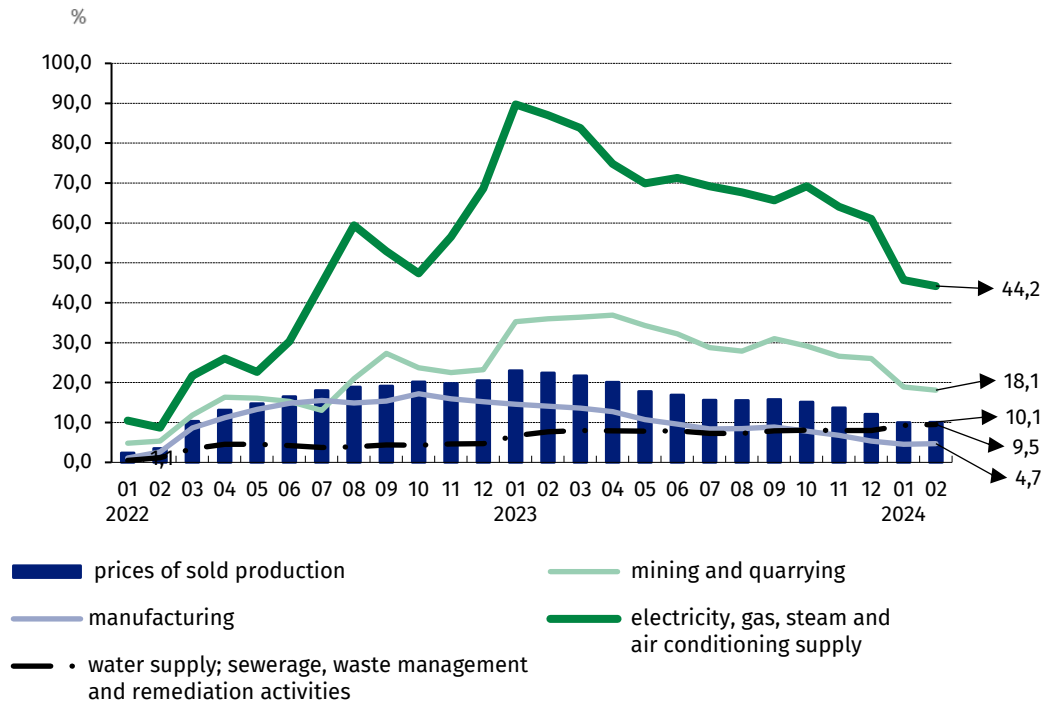
In February 2024, compared to the previous month, there was an increase in prices of industrial production sold by 0.1%

Chart 4. Prices changes of sold production of industry in 2022-2024 in relation to the corresponding period of the previous year



In February 2024, a decline in the annual dynamics of sold production in industry prices was observed by 10.1%

Chart 5. Prices changes of sold production of industry by sections NACE in 2022-2024 in relation to December 2021



In case of quoting Statistics Poland data, please provide information: “Source of data: Statistics Poland”, and in case of publishing calculations made on data published by Statistics Poland, please include the following disclaimer: “Own study based on figures from Statistics Poland”.







Prepared by:
The Trade and Services Department
Director Ewa Adach-Stankiewicz
Phone: (+48 22) 608 31 24

Issued by:
**The Spokesperson for the President
of Statistics Poland**
Karolina Banaszek
Phone: (+48) 695 255 011

Press Office

Phone: (+48 22) 608 38 04

e-mail: obslugaprasowa@stat.gov.pl

-  stat.gov.pl/en/
-  [@StatPoland](https://twitter.com/StatPoland)
-  [@GlownyUrzadStatystyczny](https://www.facebook.com/GlownyUrzadStatystyczny)
-  [gus_stat](https://www.instagram.com/gus_stat)
-  [glownyurządstatystycznygus](https://www.youtube.com/glownyurządstatystycznygus)
-  [glownyurządstatystyczny](https://www.linkedin.com/company/glownyurządstatystyczny)

Related information

[Statistical Bulletin](#)

[News Releases](#)

Data available in databases

[Analytical Platform - Knowledge Databases](#)

[Macroeconomic Data Bank](#)

[Prices indices \(Topics: Prices, Trade\)](#)

Terms used in official statistics

[Price index of sold production of industry](#)