

Price indices of sold production of industry in August 2023

20.09.2023


2.8%

the decrease of producer prices in industry compared to August 2022

According to preliminary data, the prices of sold production of industry in August 2023 increased compared to July 2023 by 0.1% and decreased compared to the corresponding month of the previous year - by 2.8%.

Table 1. Price indices of sold production of industry in July and August 2023

SPECIFICATION	07 2023		08 2023		01-08 2023	
	06 2023 = 100	corresponding period 2022=100	07 2023=100	12 2022=100	01-08 2022=100	
TOTAL	98.9*	97.9*	97.2	100.1	96.0	106.2
Mining and quarrying	97.4	113.8*	105.5	99.3	103.7	118.0
Manufacturing	98.9*	93.9*	94.6	100.2	94.3	101.2
Electricity, gas, steam and air conditioning supply	98.8*	116.8*	105.7	99.6	100.0	138.0
Water supply; sewerage, waste management and remediation activities	99.4*	103.3*	103.1	99.9	102.3	104.1

* Data revised.

Prices changes of sold production of industry in August 2023 compared to July 2023

According to preliminary data, **the prices of sold production of industry** in August 2023 were 0.1% higher than in July 2023. **In the manufacturing** section prices have risen by 0.2%. Among divisions of manufacturing the biggest increase in prices was recorded in manufacture of coke and refined petroleum products (by 6.0%). Also increased, among other prices of:

- tobacco products — by 1.6%,
- computer, electronic and optical products — by 0.7%,
- pharmaceutical products — by 0.6%,
- printing and reproduction of recorded media — 0.5%,
- machinery and equipment as well as of leather and related products — by 0.3% each,
- electrical equipment and of other transport equipment — by 0.2% each,
- beverages — by 0.1%.

Production prices for motor vehicles, trailers and semi-trailers were at a level similar to that recorded last month.

However, the prices were lower than in July 2023:

- products of wood, cork, straw and wicker — by 1.1%,
- rubber and plastic products — by 1.0%,
- paper and paper products — by 0.9%,
- basic metals — by 0.8%,
- chemicals and chemical products as well as food products — by 0.6% each,
- metal products — by 0.5%,
- other non-metallic mineral products — by 0.4%,
- wearing apparel — by 0.3%,
- furniture — by 0.2%,
- textiles — 0.1%.

The prices decreased in the sections: **water supply; sewerage, waste management and remediation activities** by 0.1%, **electricity, gas, steam and air conditioning supply** by 0.4%, as well as in **mining and quarrying** by 0.7%, of which in mining of coal and lignite by 1.5% and mining of metal ores by 0.1%.

Prices changes of sold production of industry in August 2023 compared to August 2022

In August 2023 **the prices of sold production of industry** compared to the corresponding month of the previous year decreased by 2.8%. The decrease was recorded in **manufacturing** by 5.4%, of which in manufacture of:

- coke and refined petroleum products — by 23.0%,
- chemicals and chemical products — by 17.3%,
- basic metals — by 16.4%,
- paper and paper products — by 9.5%,
- wood, cork, straw and wicker — by 9.1%,
- rubber and plastic products — by 6.6%,
- computer, electronic and optical products — by 6.0%,
- metal products — by 5.3%,
- other transport equipment — by 3.3%,
- machinery and equipment — by 1.3%,
- food products — by 1.2%,
- furniture — by 1.1%,
- motor vehicles, trailers and semi-trailers — by 0.9%.

However, the prices increased in manufacture, among other things of:

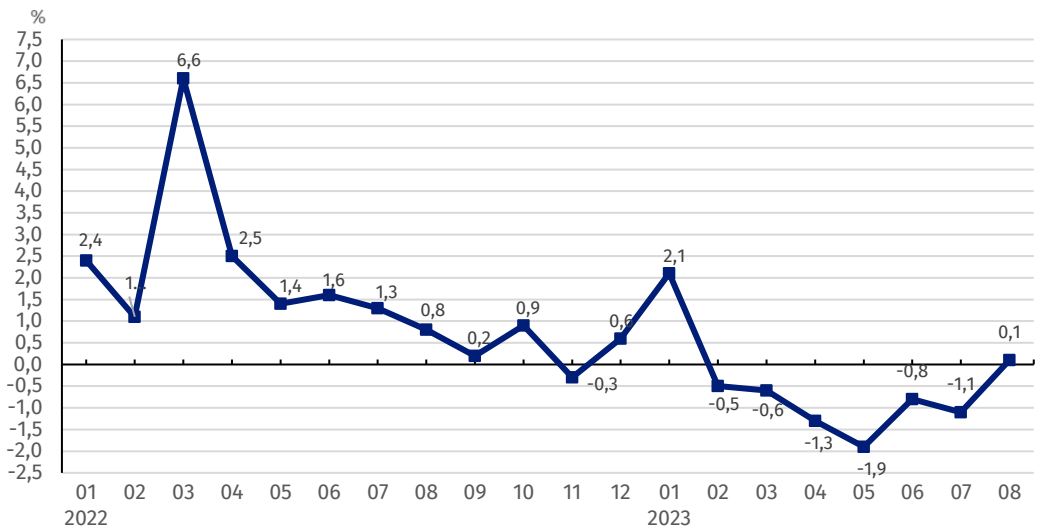
- textiles — by 0.3%,
- printing and reproduction of recorded media — by 1.2%,
- other non-metallic mineral products — by 1.3%,
- electrical equipment — by 1.5%,
- wearing apparel as well as leather and related products — by 1.6% each,
- pharmaceutical products — by 7.7%,
- tobacco products — by 8.2%,
- beverages — by 11.5%.

Among divisions of manufacturing in August 2023 in comparison to the previous month the biggest increase in prices was recorded in manufacture of coke and refined petroleum products

In August 2023 in comparison to the corresponding month of the previous year, the prices in manufacture of coke and refined petroleum products decreased the most. The highest increase in prices was recorded in manufacture of beverages

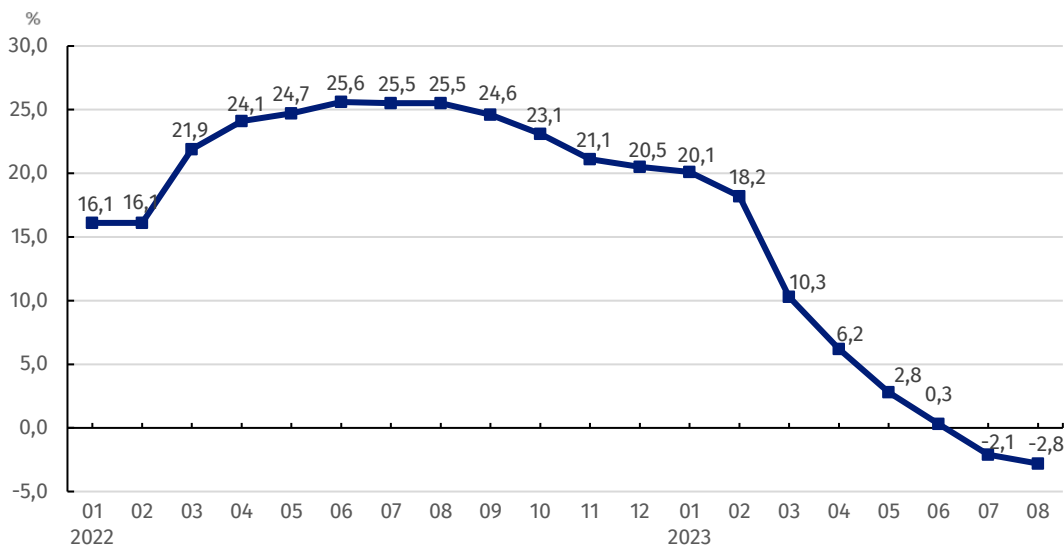
The prices in the section **electricity, gas, steam and air conditioning supply** increased in annual terms by 5.7%, as well as in the section **mining and quarrying** by 5.5%, of which in mining of coal and lignite by 11.0%, with falling prices in the mining of metal ores by 3.1%. The price increase was recorded in the section **water supply; sewerage, waste management and remediation activities** by 3.1%.

Chart 1. Prices changes of sold production of industry in 2022-2023 in relation to the previous period



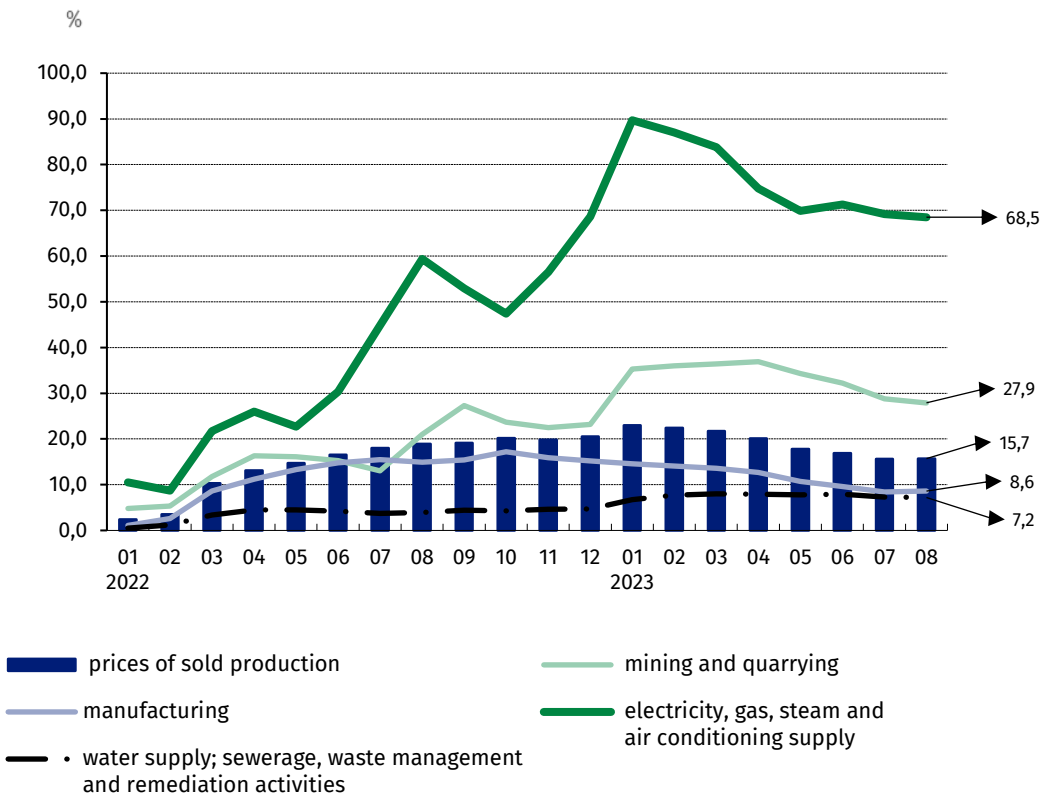
In August 2023 in relation to July 2023 the prices increase of sold production of industry was recorded by 0.1%

Chart 2. Prices changes of sold production of industry in 2022-2023 in relation to the same period of the previous year



In August 2023, a further slowdown was observed, with a decrease in price growth dynamics of sold production of industry was recorded in annual terms

Chart 3. Prices changes of sold production of industry by sections NACE in 2022-2023 in relation to December 2021



In case of quoting Statistics Poland data. please provide information: "Source of data: Statistics Poland". and in case of publishing calculations made on data published by Statistics Poland. please include the following disclaimer: "Own study based on figures from Statistics Poland".


Prepared by:
The Trade and Services Department
Director Ewa Adach-Stankiewicz
Phone: (+48 22) 608 31 24

Issued by:
**The Spokesperson for the President
of Statistics Poland**
Karolina Banaszek
Phone: (+48) 695 255 011

Press Office

Phone: (+48 22) 608 38 04

e-mail: obslugaprasowa@stat.gov.pl

-  www.stat.gov.pl/en/
-  [@StatPoland](https://twitter.com/StatPoland)
-  [@GlownyUrzadStatystyczny](https://www.facebook.com/GlownyUrzadStatystyczny)
-  [gus_stat](https://www.instagram.com/gus_stat)
-  [glownyurządstatystycznygus](https://www.youtube.com/glownyurządstatystycznygus)
-  [glownyurządstatystyczny](https://www.linkedin.com/company/glownyurządstatystyczny)

Related information

[Statistical Bulletin](#)

[News Releases](#)

Data available in databases

[Analytical Platform - Knowledge Databases](#)

[Macroeconomic Data Bank](#)

[Prices indices \(Topics: Prices. Trade\)](#)

Terms used in official statistics

[Price index of sold production of industry](#)