

Price indices of sold production of industry in June 2023

20.07.2023


0.5%

the growth of producer prices in industry compared to June 2022

According to preliminary data, the prices of sold production of industry in June 2023 decreased compared to May 2023 by 0.7% and compared to that recorded in the corresponding month of the previous year increased by 0.5%.

Table 1. Price indices of sold production of industry in May and June 2023

SPECIFICATION	05 2023		06 2023		01-06 2023	
	04 2023 = 100	corresponding period 2022=100	05 2023=100	12 2022=100	01-06 2022=100	
TOTAL	98.1*	102.8*	100.5	99.3	97.1	109.3
Mining and quarrying	98.1*	115.5	114.6	98.5	107.3	121.0
Manufacturing	98.2*	97.8*	95.9	99.4	95.5	103.8
Electricity, gas, steam and air conditioning supply	97.2*	138.4*	129.5	99.3	100.1	149.1
Water supply; sewerage, waste management and remediation activities	99.9*	103.1*	103.1	99.8	102.7	104.3

* Data revised.

Prices changes of sold production of industry in June 2023 compared to May 2023

According to preliminary data, **the prices of sold production of industry** in June 2023 were 0.7% lower than in May 2023. Prices have been lowered in all industry sections. The deepest prices drop was recorded in the section **mining and quarrying** by 1.5%, of which in mining of coal and lignite by 2.7% and mining of metal ores by 0.3%. In the section **electricity, gas, steam and air conditioning supply** prices have fallen by 0.7%, and in the section **manufacturing** by 0.6%. Among divisions of manufacturing the largest drop in prices was recorded in manufacture of basic metals (by 1.7%). The prices also decreased, among other things, in manufacture: of chemicals and chemical products (by 1.3%), of motor vehicles, trailers and semi-trailers (by 1.2%), of products of wood, cork, straw and wicker as well as of rubber and plastic products (by 1.0% each), of wearing apparel as well as of metal products (by 0.9% each), of food products as well as of computer, electronic and optical products (by 0.8% each), of textiles (by 0.7%), of machinery and equipment and of other non-metallic mineral products (by 0.6% each), of leather and related products as well as of other transport equipment (by 0.5% each). There was also a drop in prices of manufacture of printing and reproduction of recorded media and of furniture (by 0.2%), and of paper and paper products (by 0.1%). The prices of production of electrical equipment were at a level similar to the one recorded a month ago. However, the prices higher than in May 2023 were, among other things, in manufacture: of beverages (by 0.1%), of tobacco products (by 0.3%) as well as of coke and refined petroleum products (by 0.5%) of pharmaceutical products (by 1.0%). The prices in the section **water supply; sewerage, waste management and remediation activities** decreased by 0.2%.

Among divisions of manufacturing in June 2023 in comparison to the previous month, the deepest prices drop was recorded in manufacture of basic metals. However, they increased the most in manufacture of pharmaceutical products

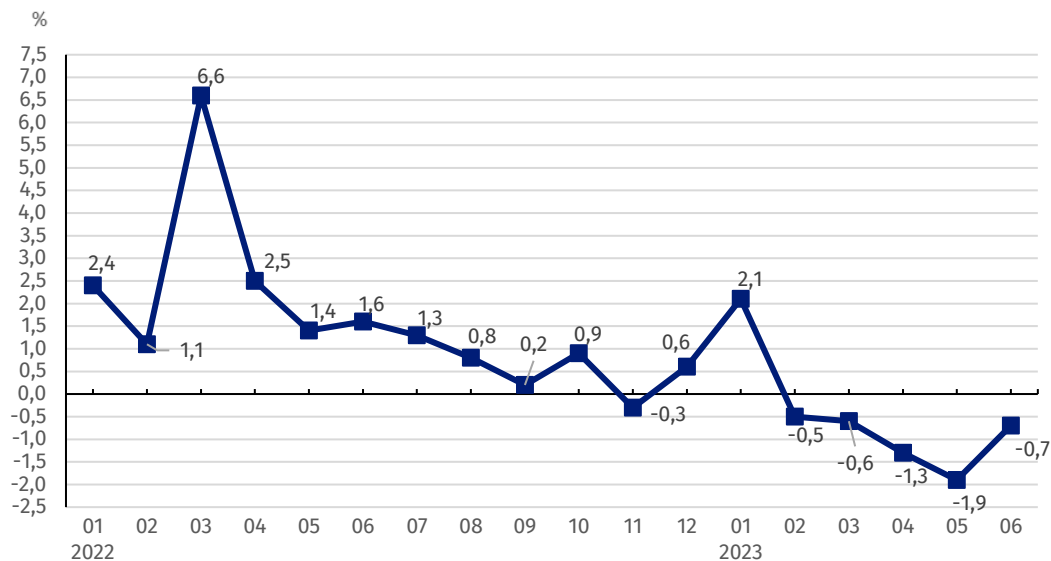
Prices changes of sold production of industry in June 2023 compared to June 2022

In June 2023 **the prices of sold production of industry** compared to the corresponding month of the previous year increased by 0.5%. The largest increase was recorded in the section **electricity, gas, steam and air conditioning supply** by 29.5%. The prices in the section **mining and quarrying** rose by 14.6%, of which in mining of coal and lignite by 30.1%, with the prices drop in mining of metal ores by 5.7%. The prices in the section **water supply; sewerage, waste management and remediation activities** increased in annual terms by 3.1%. However, the prices drop by 4.1% was recorded in **manufacturing**, of which the biggest in manufacture of coke and refined petroleum products (by 36.3%).

The prices were also lower than in the year before in manufacture, among other things: of basic metals (by 16.9%), of chemicals and chemical products (by 9.1%), of paper and paper products (by 4.6%), of wood, cork, straw and wicker (by 3.5%), of rubber and plastic products (by 3.1%), metal products (by 2.7%), of computer, electronic and optical products (by 2.5%), of other transport equipment (by 0.5%). However, the prices increased in manufacture, among other things: of machinery and equipment (by 0.1%), of furniture (by 0.7%), of textiles (by 1.7%), of motor vehicles, trailers and semi-trailers (by 1.9%), of wearing apparel (by 2.2%), of printing and reproduction of recorded media (by 2.4%), of food products as well as of leather and related products (by 3.5% each), of electrical equipment (by 5.1), of other non-metallic mineral products (by 6.9%). The prices growth was also recorded, among other things, in manufacture: of pharmaceutical products (by 9.6%), of tobacco products (by 11.6%) and beverages (by 13.5%).

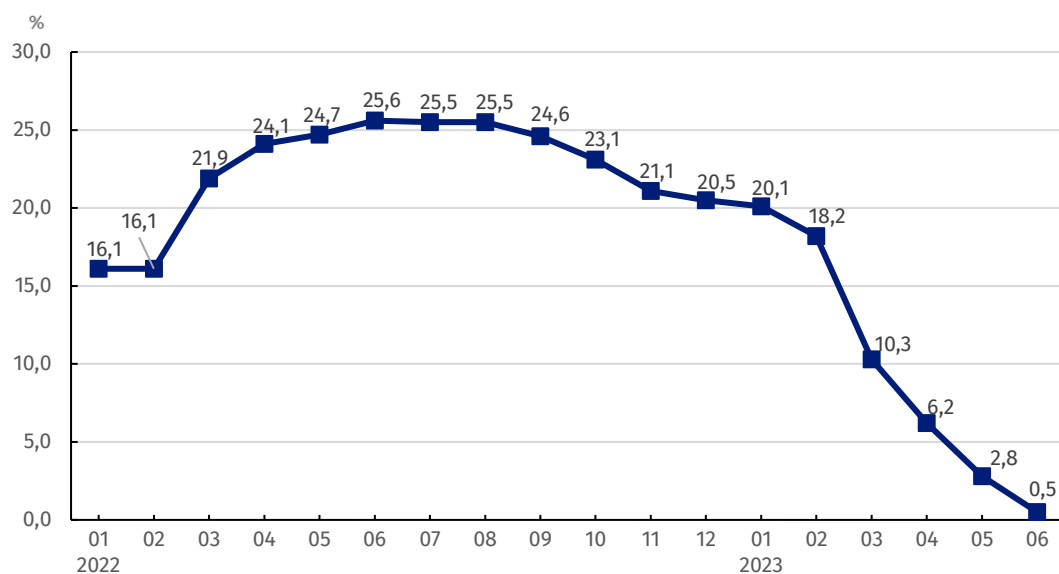
In June 2023 in comparison to the corresponding month of the previous year, the prices in manufacture of beverages increased the most. The biggest price drop was recorded in manufacture of coke and refined petroleum products

Chart 1. Prices changes of sold production of industry in 2022-2023 in relation to the previous period



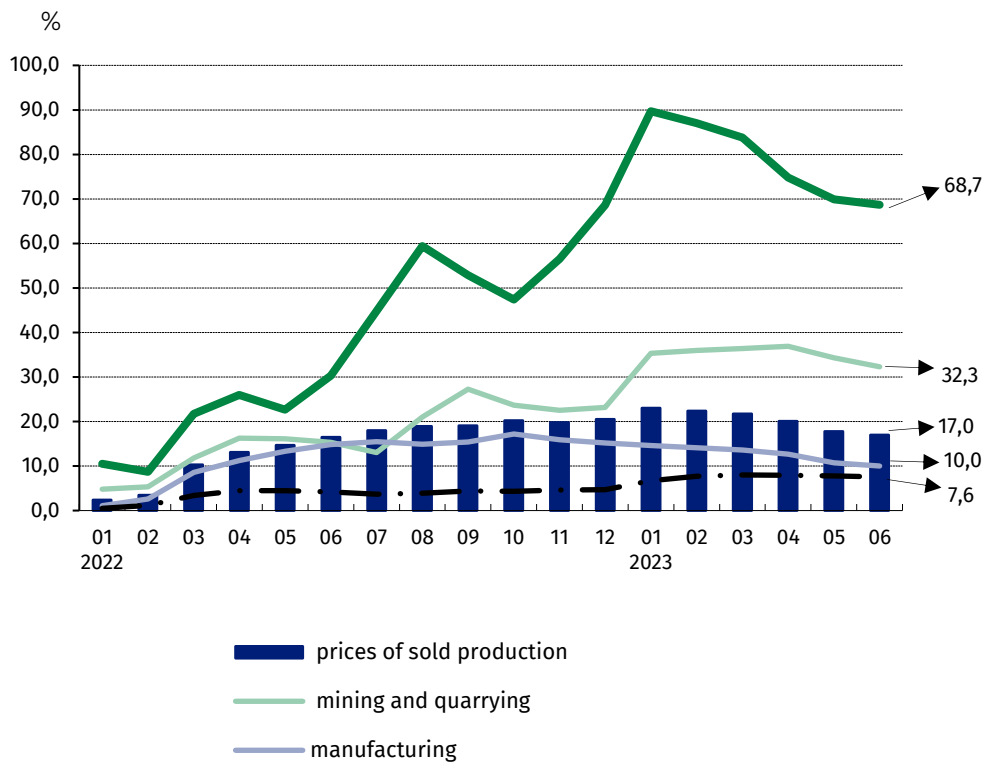
In June 2023 in relation to May 2023 the prices drop of sold production of industry was recorded by 0.7%

Chart 2. Prices changes of sold production of industry in 2022-2023 in relation to the same period of the previous year



In June 2023, a further slowdown was observed, with a decrease in price growth dynamics of sold production of industry was recorded in annual terms

Chart 3. Prices changes of sold production of industry by sections NACE in 2022-2023 in relation to December 2021



In case of quoting Statistics Poland data, please provide information: "Source of data: Statistics Poland", and in case of publishing calculations made on data published by Statistics Poland, please include the following disclaimer: "Own study based on figures from Statistics Poland".

Prepared by:
The Trade and Services Department
Director Ewa Adach-Stankiewicz
Phone: (+48 22) 608 31 24

Issued by:
**The Spokesperson for the President
of Statistics Poland**
Karolina Banaszek
Phone: (+48) 695 255 011

Press Office

Phone: (+48 22) 608 38 04

e-mail: obslugaprasowa@stat.gov.pl

-  www.stat.gov.pl/en/
-  [@StatPoland](https://twitter.com/StatPoland)
-  [@GlownyUrzadStatystyczny](https://www.facebook.com/GlownyUrzadStatystyczny)
-  [gus_stat](https://www.instagram.com/gus_stat)
-  [glownyurządstatystycznygus](https://www.youtube.com/glownyurządstatystycznygus)
-  [glownyurządstatystyczny](https://www.linkedin.com/company/glownyurządstatystyczny)

Related information

[Statistical Bulletin](#)

[News Releases](#)

Data available in databases

[Analytical Platform - Knowledge Databases](#)

[Macroeconomic Data Bank](#)

[Prices indices \(Topics: Prices, Trade\)](#)

Terms used in official statistics

[Price index of sold production of industry](#)