

Price indices of sold production of industry in March 2023

24.04.2023


10.1%

the growth of producer prices in industry compared to March 2022

According to preliminary data, the prices of sold production of industry in March 2023 decreased compared to February 2023 by 0.8% and compared to that recorded in the corresponding month of the previous year increased by 10.1%.

Table 1. Price indices of sold production of industry in February and March 2023

SPECIFICATION	02 2023		03 2023			01-03 2023
	01 2023=100	corresponding period 2022=100	02 2023=100	12 2022=100	01-03 2022=100	
TOTAL	99.5*	118.2*	110.1	99.2	100.8	116.0
Mining and quarrying	100.5*	129.0	121.6	100.1	110.4	126.5
Manufacturing	99.6*	111.3	104.8	99.7	98.8	109.7
Electricity, gas, steam and air conditioning supply	98.6*	172.0*	148.3	96.6	107.1	163.4
Water supply; sewerage, waste management and remediation activities	100.9*	106.3*	104.5	100.4	103.2	105.6

* Data revised.

Prices changes of sold production of industry in March 2023 compared to February 2023

According to preliminary data, **the prices of sold production of industry** in March 2023 decreased by 0.8% compared to February 2023. The deepest prices drop was recorded in the section **electricity, gas, steam and air conditioning supply** by 3.4%. The prices were also lower than in February 2023 In the section **manufacturing** - by 0.3%. Among divisions of manufacturing the deepest prices decline was noticed in manufacture of coke and refined petroleum products (by 2.8%). The prices also decreased, among other things, in manufacture: of chemicals and chemical products (by 1.2%), of paper and paper products (by 0.9%), of furniture (by 0.8%), of rubber and plastic products (by 0.6%), of textiles as well as of computer, electronic and optical products (by 0.5% each), of wearing apparel as well as of motor vehicles, trailers and semi-trailers (by 0.4% each), of products of wood, cork, straw and wicker as well as of other transport equipment (by 0.3% each), of basic metals (by 0.2%), of printing and reproduction of recorded media as well as of metal products (by 0.1% each). The prices in manufacture of machinery and equipment were at the similar level to that recorded last month. However, the prices higher than in February 2023 were, among other things, in manufacture: of leather and related products as well as of other non-metallic mineral products and of electrical equipment (by 0.1% each), of pharmaceutical products (by 0.3%), of food products (by 0.4%), of beverages (by 0.9%) and of tobacco products (by 1.2%). The prices in the section **mining and quarrying** increased by 0.1%, of which in mining of coal and lignite by 2.4%, with the prices drop in mining of metal ores by 2.8%. The prices in the section **water supply; sewerage, waste management and remediation activities** increased by 0.4%.

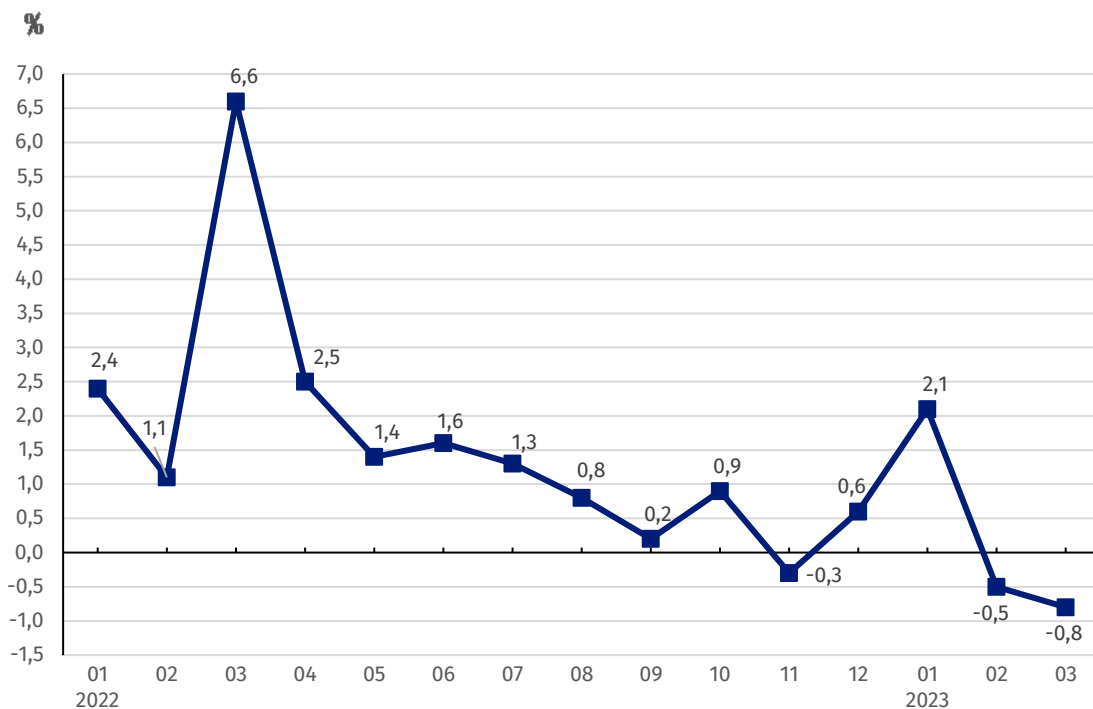
Among divisions of manufacturing in March this year in comparison with the previous month, the deepest prices drop was recorded in manufacture of coke and refined petroleum products, however the highest prices growth in manufacture of tobacco products

Prices changes of sold production of industry in March 2023 compared to March 2022

In March 2023 **the prices of sold production of industry** compared to the corresponding month of the previous year increased by 10.1%. The prices were higher than in the previous year in all sections of the industry. The prices the most increased in the section **electricity, gas, steam and air conditioning supply** by 48.3%. The prices in the section **mining and quarrying** rose by 21.6%, of which in mining of coal and lignite by 50.3%, with the prices drop in mining of metal ores by 8.8%. The prices in **manufacturing** increased by 4.8%, of which the most in manufacture of beverages (by 16.5%). The prices were also higher than in the year before in manufacture: of other non-metallic mineral products (by 15.0%), of food products (by 14.2%), of tobacco products (by 11.6%), of electrical equipment (by 10.9%), of paper and paper products (by 9.2%), of pharmaceutical products (by 8.0%), of leather and related products (by 7.8%), of products of wood, cork, straw and wicker (by 6.2%). The prices increased also, among other things, in manufacture: of furniture (by 5.8%), of motor vehicles, trailers and semi-trailers (by 5.5%), of wearing apparel (by 4.6%), of printing and reproduction of recorded media (by 4.5%), of machinery and equipment (by 4.2%), of chemicals and chemical products (by 3.8%), of other transport equipment (by 3.7%), of rubber and plastic products (by 3.4%), of metal products (by 3.3%), of computer, electronic and optical products (by 2.9%), of textiles (by 2.4%). However, the prices decreased in manufacture of basic metals (by 2.5%) and of coke and refined petroleum products (by 18.6%). The prices in the section **water supply; sewerage, waste management and remediation activities** increased in annual terms by 4.5%.

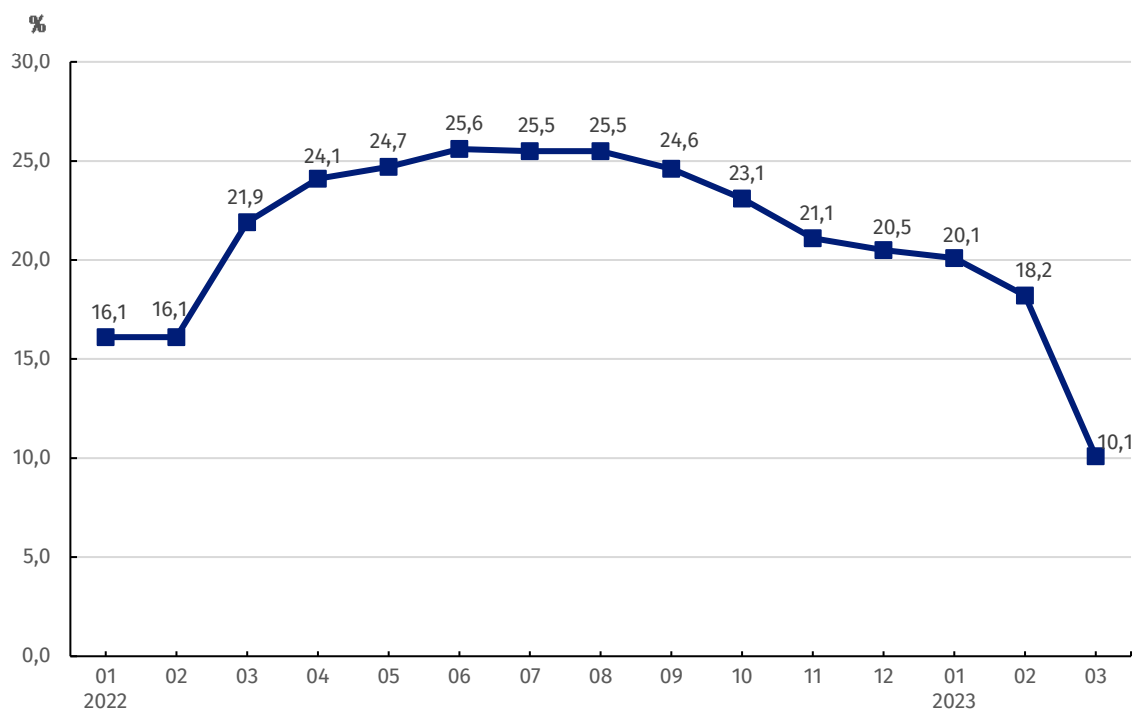
Among divisions of manufacturing In March 2023 in comparison with the corresponding month of the previous year, the prices in manufacture of beverages increased the most

Chart 1. Prices changes of sold production of industry in 2022-2023 in relation to the previous period



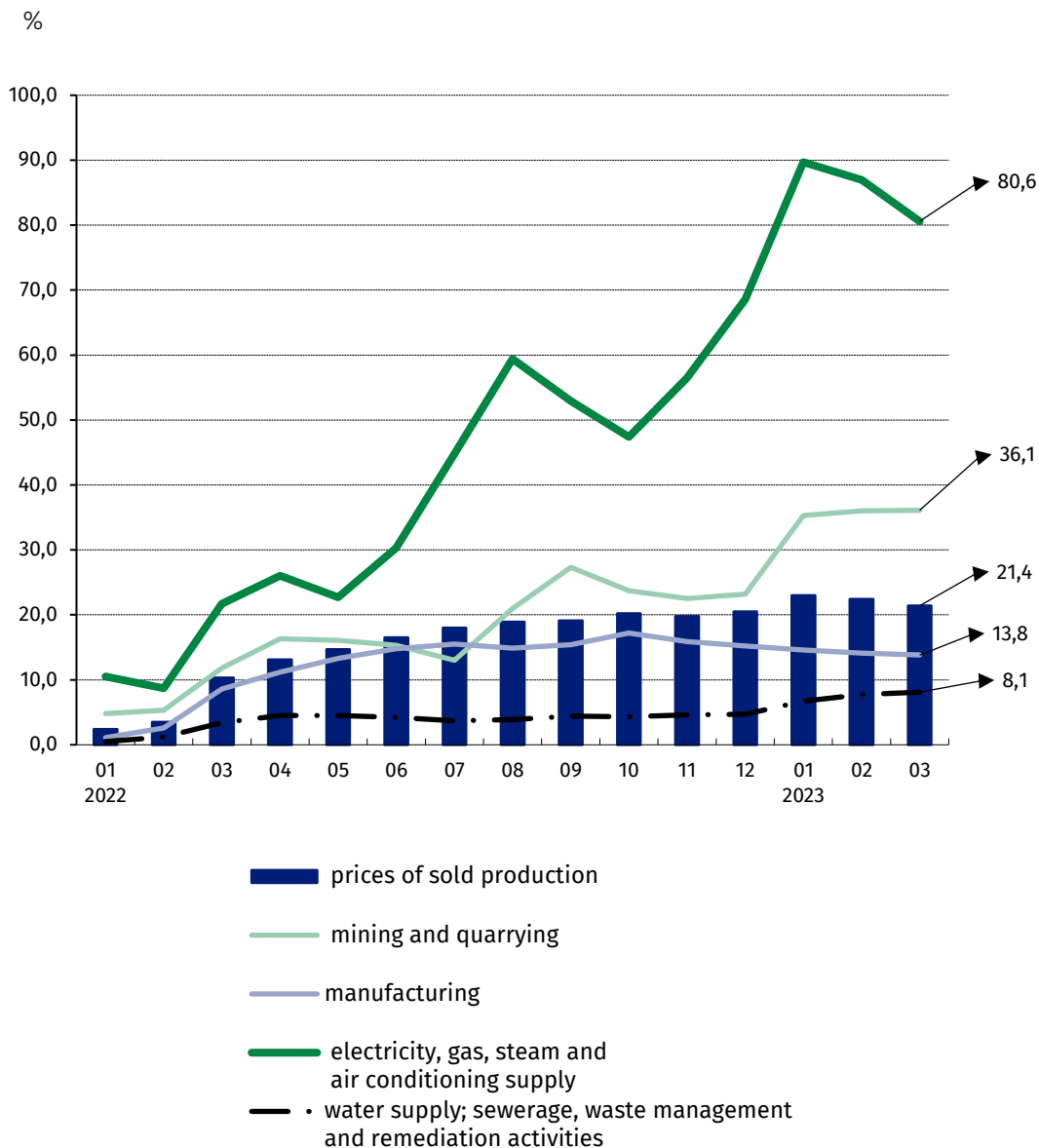
In March 2023 in relation to February 2023 the prices drop of sold production of industry was recorded by 0.8%

Chart 2. Prices changes of sold production of industry in 2022-2023 in relation to the same period of the previous year



In March 2023 the significant slowdown of dynamics of prices growth was recorded in annual terms

Chart 3. Prices changes of sold production of industry by sections NACE in 2022-2023 in relation to December 2021



In case of quoting Statistics Poland data, please provide information: "Source of data: Statistics Poland", and in case of publishing calculations made on data published by Statistics Poland, please include the following disclaimer: "Own study based on figures from Statistics Poland".

Prepared by:
The Trade and Services Department
Director Ewa Adach-Stankiewicz
Phone: (+48 22) 608 31 24

Issued by:
**The Spokesperson for the President
of Statistics Poland**
Karolina Banaszek
Phone: (+48) 695 255 011

Press Office

Phone: (+48 22) 608 38 04

e-mail: obslugaprasowa@stat.gov.pl



www.stat.gov.pl/en/



[@StatPoland](https://twitter.com/StatPoland)



[@GlownyUrzadStatystyczny](https://www.facebook.com/GlownyUrzadStatystyczny)



[gus_stat](https://www.instagram.com/gus_stat)



[glownyurządstatystycznygus](https://www.youtube.com/glownyurządstatystycznygus)



[glownyurządstatystyczny](https://www.linkedin.com/company/glownyurządstatystyczny)

Related information

[Statistical Bulletin](#)

[News Releases](#)

Data available in databases

[Analytical Platform - Knowledge Databases](#)

[Macroeconomic Data Bank](#)

[Prices indices \(Topics: Prices, Trade\)](#)

Terms used in official statistics

[Price index of sold production of industry](#)