

Price indices of sold production of industry in November 2022

20.12.2022


20.8%

the growth of producer prices in industry compared to November 2021

According to preliminary data, the prices of sold production of industry in November 2022 decreased compared to October 2022 by 0.5% and compared to that recorded in the corresponding month of the previous year increased by 20.8%.

Table 1. Price indices of sold production of industry in October and November 2022

SPECIFICATION	10 2022		11 2022		01-11 2022
	09 2022=100	corresponding period 2021=100	10 2022=100	12 2021=100	01-11 2021=100
TOTAL	100.9*	123.1*	120.8	99.5	119.6
Mining and quarrying	97.2	126.6	121.6	99.0	126.5
Manufacturing	101.6*	119.1*	116.6	99.2	119.2
Electricity, gas, steam and air conditioning supply	96.4*	160.7*	160.0	101.5	149.6
Water supply; sewerage, waste management and remediation activities	99.9	105.3*	104.8	100.1	104.4

* Data revised.

Prices changes of sold production of industry in November 2022 compared to October 2022

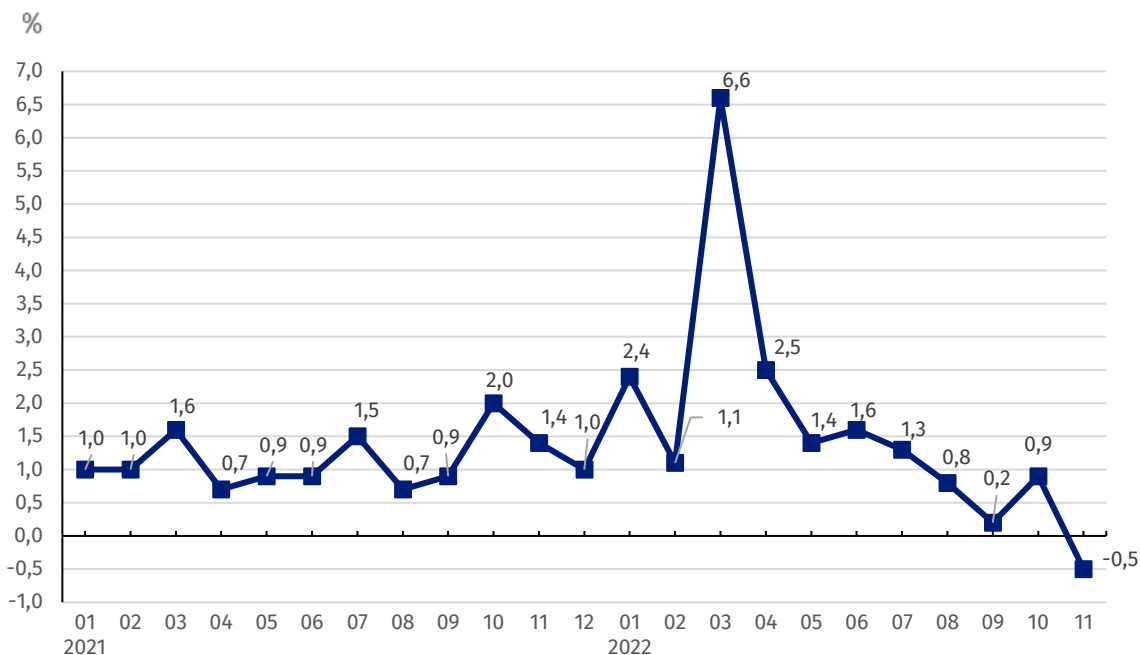
According to preliminary data, **the prices of sold production of industry** in November 2022 fell by 0.5% compared to the previous month. The highest prices drop was recorded in the section **mining and quarrying** by 1.0%, of which in mining of coal and lignite - by 2.4%, with the prices growth in mining of metal ores - by 0.3%. The prices were lower also than in October this year In the section **manufacturing** by 0.8%. Among divisions of manufacturing the deepest prices drop was noticed in manufacture of coke and refined petroleum products (by 7.6%). The prices also decreased, among other things, in manufacture: of basic metals (by 1.9%), of computer, electronic and optical products (by 1.4%), of chemicals and chemical products (by 0.9%), of products of wood, cork, straw and wicker (by 0.6%), of leather and related products (by 0.5%), of other transport equipment and also of wearing apparel (by 0.4% each), of rubber and plastic products as well as of machinery and equipment (by 0.3% each), of textiles and of metal products (by 0.2% each) as well as of furniture (by 0.1%). However, the prices higher than in October this year were, among other things, in manufacture: of motor vehicles, trailers and semi-trailers (by 0.1%), of printing and reproduction of recorded media and of other non-metallic mineral products (by 0.2% each), of paper and paper products (by 0.3%), of food products (by 0.5%), of beverages as well as of pharmaceutical products (by 0.6% each), of tobacco products (by 0.8%). The prices the most increased in manufacture of electrical equipment (by 0.9%). The prices in the sections: **electricity, gas, steam and air conditioning supply** as well as of **water supply; sewerage, waste management and remediation activities** increased (by 1.5% and by 0.1% respectively).

Among divisions of manufacturing in November 2022 in comparison with October this year, the deepest prices drop was noticed in manufacture of coke and refined petroleum products

Prices changes of sold production of industry in November 2022 compared to November 2021

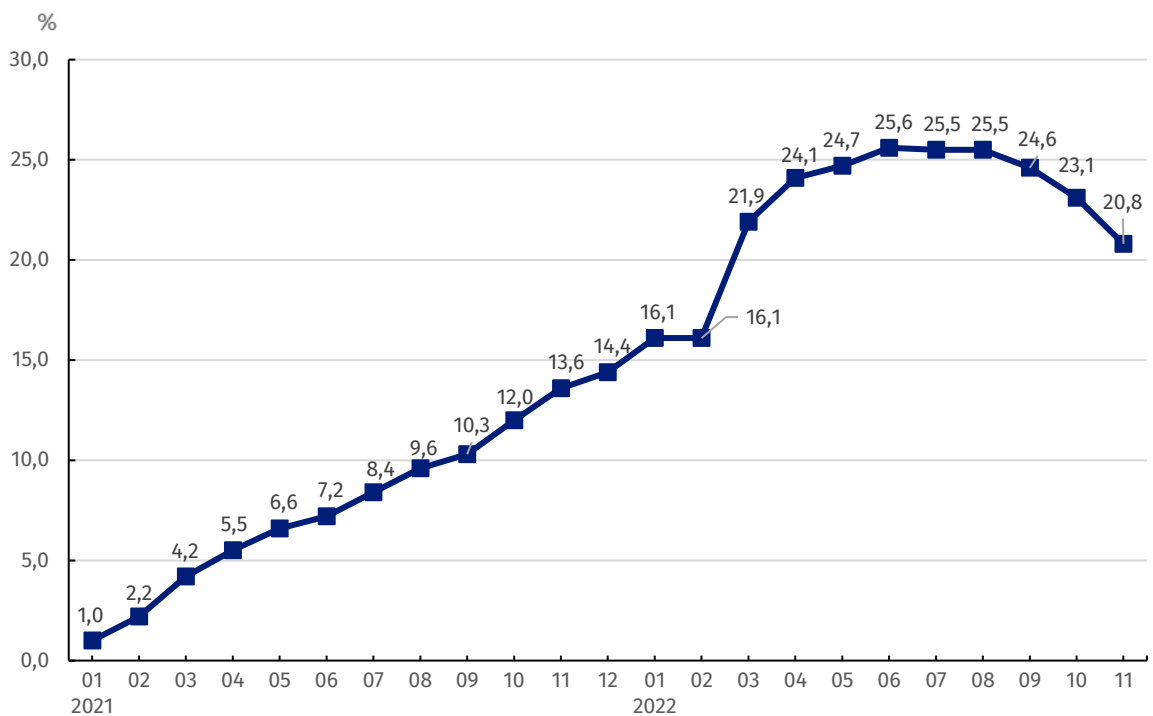
In November 2022 **the prices of sold production of industry** compared to the corresponding month of the previous year increased by 20.8%. The prices were higher than in the previous year in all sections of the industry. The prices the most increased in the section **electricity, gas, steam and air conditioning supply** – by 60.0%. The prices in the section **mining and quarrying** rose by 21.6%, of which in mining of coal and lignite - by 43.6%, with the prices drop in mining of metal ores - by 3.8%. The prices in **manufacturing** increased by 16.6%, of which the most in manufacture of coke and refined petroleum products (by 40.6%). The prices were also higher than in the year before in manufacture: of food products (by 27.1%), of chemicals and chemical products (by 24.2%), of paper and paper products (by 21.8%), of other non-metallic mineral products (by 19.6%), of beverages (by 14.8%), of products of wood, cork, straw and wicker (by 14.1%), of tobacco products (by 12.5%), of electrical equipment (by 11.4%), of basic metals (by 10.7%), of furniture (by 10.4%), of metal products (by 9.5%), of leather and related products (by 9.4%), of rubber and plastic products (by 9.0%). The prices increased also, among other things, in manufacture: of printing and reproduction of recorded media (by 8.4%), of motor vehicles, trailers and semi-trailers (by 8.0%), of other transport equipment (by 7.9%), of machinery and equipment (by 6.1%), of computer, electronic and optical products (by 5.3%), of textiles (by 4.4%), of pharmaceutical products (by 4.3%), and of wearing apparel (by 4.1%). The prices in the section **water supply; sewerage, waste management and remediation activities** increased in annual terms by 4.8%.

Chart 1. Prices changes of sold production of industry in 2021-2022 in relation to the previous period



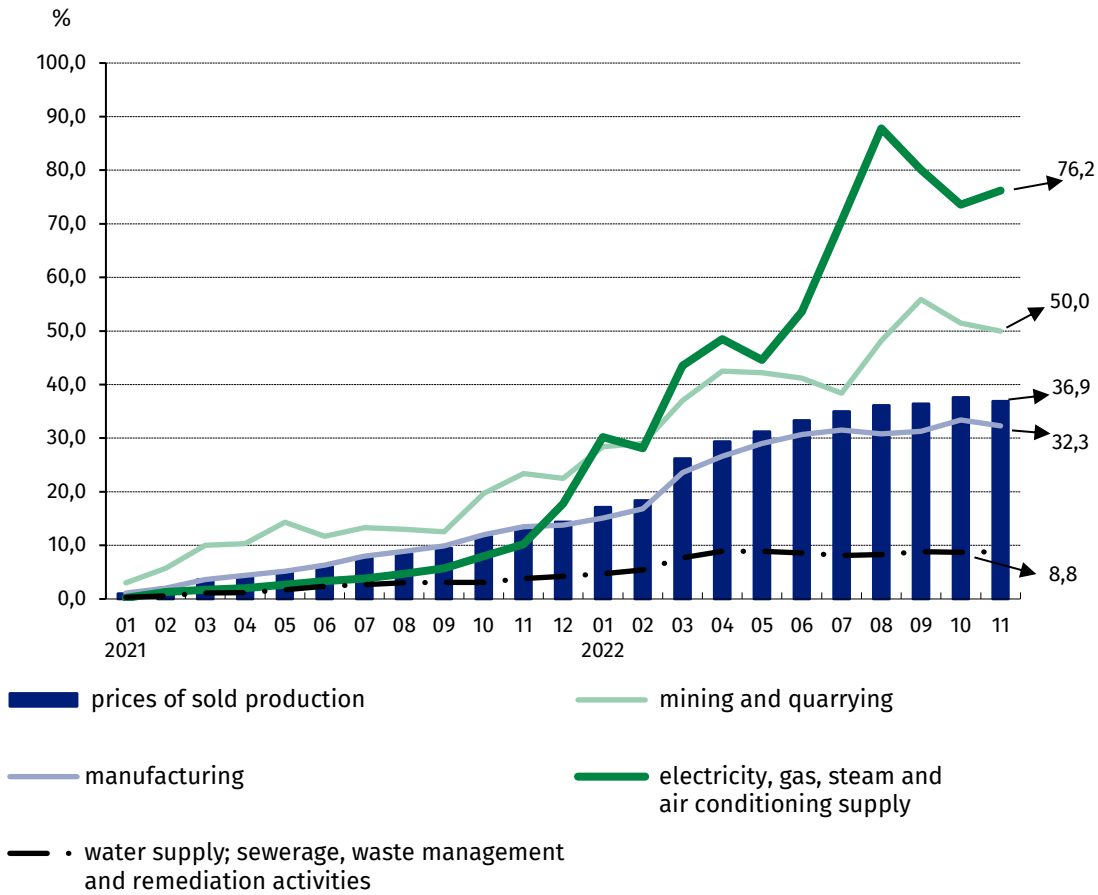
In November 2022 the prices drop of sold production of industry in relation to the previous month was recorded

Chart 2. Prices changes of sold production of industry in 2021-2022 in relation to the same period of the previous year



In November this year, similar as in the previous month, the further decline in dynamics of prices growth in annual terms was observed

Chart 3. Prices changes of sold production of industry by sections NACE in 2021-2022 in relation to December 2020



In case of quoting Statistics Poland data, please provide information: "Source of data: Statistics Poland", and in case of publishing calculations made on data published by Statistics Poland, please include the following disclaimer: "Own study based on figures from Statistics Poland".

Prepared by:
The Trade and Services Department
Director Ewa Adach-Stankiewicz
Phone: (+48 22) 608 31 24

Issued by:
**The Spokesperson for the President
of Statistics Poland**
Karolina Banaszek
Phone: (+48) 695 255 011

Press Office

Phone: (+48 22) 608 38 04

e-mail: obslugaprasowa@stat.gov.pl

-  www.stat.gov.pl/en/
-  [@StatPoland](https://twitter.com/StatPoland)
-  [@GlownyUrzadStatystyczny](https://www.facebook.com/GlownyUrzadStatystyczny)
-  [gus_stat](https://www.instagram.com/gus_stat)
-  [glownyurządstatystycznygus](https://www.youtube.com/glownyurządstatystycznygus)
-  [glownyurządstatystyczny](https://www.linkedin.com/company/glownyurządstatystyczny)

Related information

[Statistical Bulletin](#)

[News Releases](#)

Data available in databases

[Analytical Platform - Knowledge Databases](#)

[Macroeconomic Data Bank](#)

[Prices indices \(Topics: Prices, Trade\)](#)

Terms used in official statistics

[Price index of sold production of industry](#)