

Price indices of sold production of industry in October 2022

22.11.2022


22.9%

the growth of producer prices in industry compared to October 2021

According to preliminary data, the prices of sold production of industry in October 2022 increased compared to September 2022 by 0.7% and compared to that recorded in the corresponding month of the previous year - by 22.9%.

Table 1. Price indices of sold production of industry in September and October 2022

SPECIFICATION	09 2022		10 2022		01-10 2022	
	08 2022=100	corresponding period 2021=100	09 2022=100	12 2021=100	01-10 2021=100	
TOTAL	100.2	124.6	122.9	100.7	119.9	122.8
Mining and quarrying	105.2*	138.6*	126.6	97.2	123.7	127.1
Manufacturing	100.4	119.5	118.9	101.4	117.0	119.5
Electricity, gas, steam and air conditioning supply	95.9*	170.3*	159.2	95.5	146.0	150.8
Water supply; sewerage, waste management and remediation activities	100.5*	105.5*	105.4	99.9	104.3	105.8

* Data revised.

Prices changes of sold production of industry in October 2022 compared to September 2022

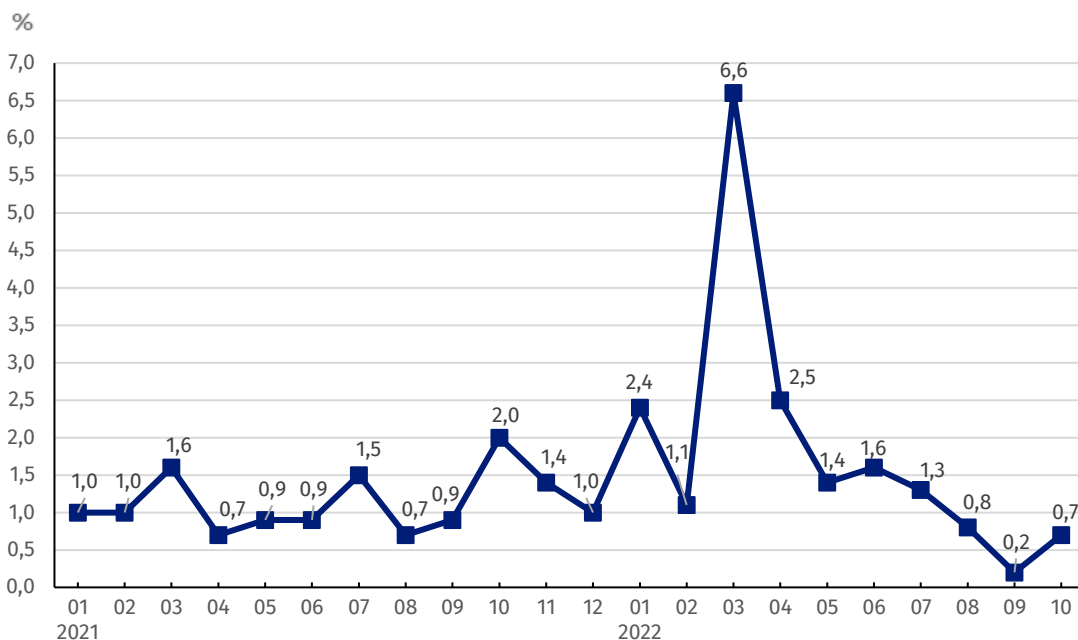
According to preliminary data, **the prices of sold production of industry** in October 2022 were higher by 0.7% compared to September 2022. The highest prices growth was recorded in the section **manufacturing** by 1.4%, with multidirectional prices changes in separate divisions. The prices the most increased in manufacture of coke and refined petroleum products (by 9.3%). The prices increased also, among other things, in manufacture: of leather and related products (by 1.5%), of wearing apparel as well as of motor vehicles, trailers and semi-trailers (by 1.4% each), of computer, electronic and optical products (by 1.3%), of food products (by 1.1%), of other transport equipment (by 0.9%), of tobacco products (by 0.8%), of paper and paper products (by 0.6%), of textiles and of metal products (by 0.5% each), of beverages as well as of other non-metallic mineral products and of electrical equipment (by 0.4% each), of rubber and plastic products as well as of machinery and equipment (by 0.3% each) and of basic metals (by 0.1%). However, the prices were lower than in September this year, among other things, in manufacture: of pharmaceutical products and of furniture (by 0.1% each), of printing and reproduction of recorded media (by 0.3%), of products of wood, cork, straw and wicker (by 0.4%), of chemicals and chemical products (by 0.5%). The prices in the section **electricity, gas, steam and air conditioning supply** decreased by 4.5%. The prices lower than in September this year were also in the section **mining and quarrying** - by 2.8%, of which in mining of coal and lignite - by 6.6%, with the prices growth in mining of metal ores by 1.9%. The prices of **water supply; sewerage, waste management and remediation activities** decreased by 0.1%.

Prices changes of sold production of industry in October 2022 compared to October 2021

In October 2022 **the prices of sold production of industry** compared to the corresponding month of the previous year increased by 22.9%. The prices were higher than in the previous year in all sections of the industry. The prices the most increased in the section **electricity, gas, steam and air conditioning supply** - by 59.2%. The prices in the section **mining and quarrying** rose by 26.6%, of which in mining of coal and lignite - by 54.5%, with the drop in mining of metal ores - by 1.8%. The prices in **manufacturing** increased by 18.9%, of which the most in manufacture of coke and refined petroleum products (by 56.2%). The prices were also higher than in the year before in manufacture: of chemicals and chemical products (by 31.6%), of food products (by 29.2%), of paper and paper products (by 22.6%), of other non-metallic mineral products (by 20.5%), of products of wood, cork, straw and wicker (by 16.7%), of beverages (by 14.0%), of basic metals (by 13.0%), of rubber and plastic products (by 11.4%), of tobacco products as well as of electrical equipment (by 11.3% each), of metal products (by 10.5%), of furniture (by 9.8%), of leather and related products (by 8.9%). The prices increased also, among other things, in manufacture: of motor vehicles, trailers and semi-trailers (by 8.5%), of other transport equipment (by 7.8%), of printing and reproduction of recorded media (by 7.6%), of machinery and equipment (by 6.7%), of computer, electronic and optical products (by 5.4%), of pharmaceutical products (by 4.9%), of textiles (by 4.8%) and of wearing apparel (by 3.1%). The prices in the section **water supply; sewerage, waste management and remediation activities** increased in annual terms by 5.4%.

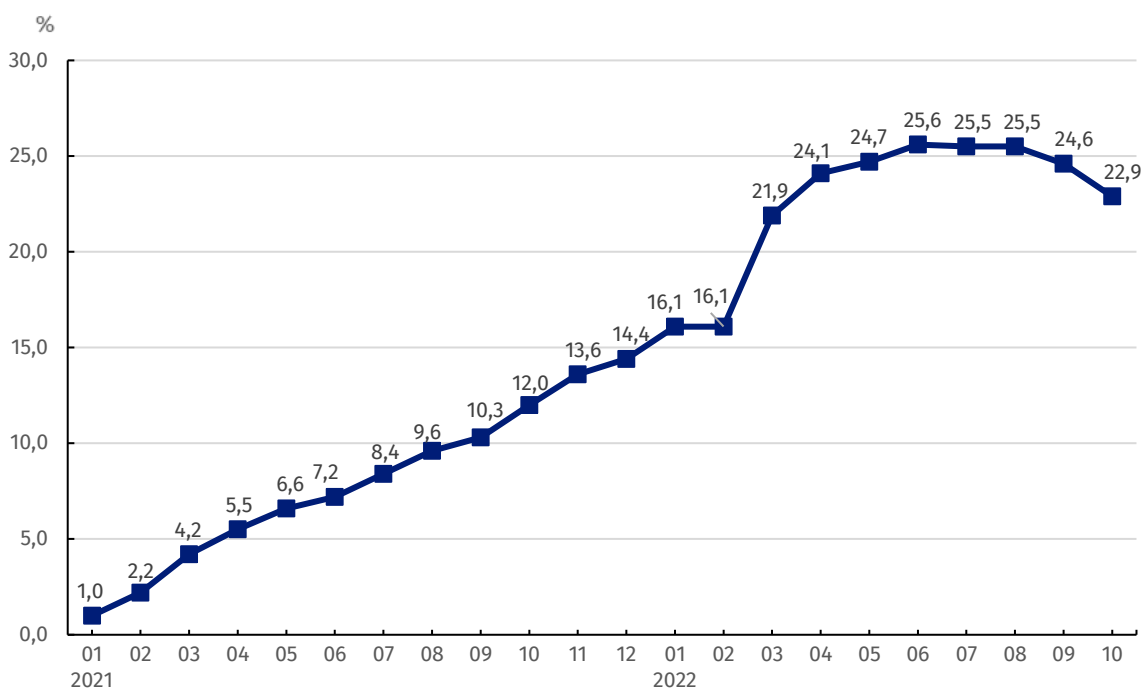
Among divisions of manufacturing in October 2022 in comparison with September this year as well as in comparison with the corresponding month of the previous year, the most increased the prices in manufacture of coke and refined petroleum products

Chart 1. Prices changes of sold production of industry in 2021-2022 in relation to the previous period



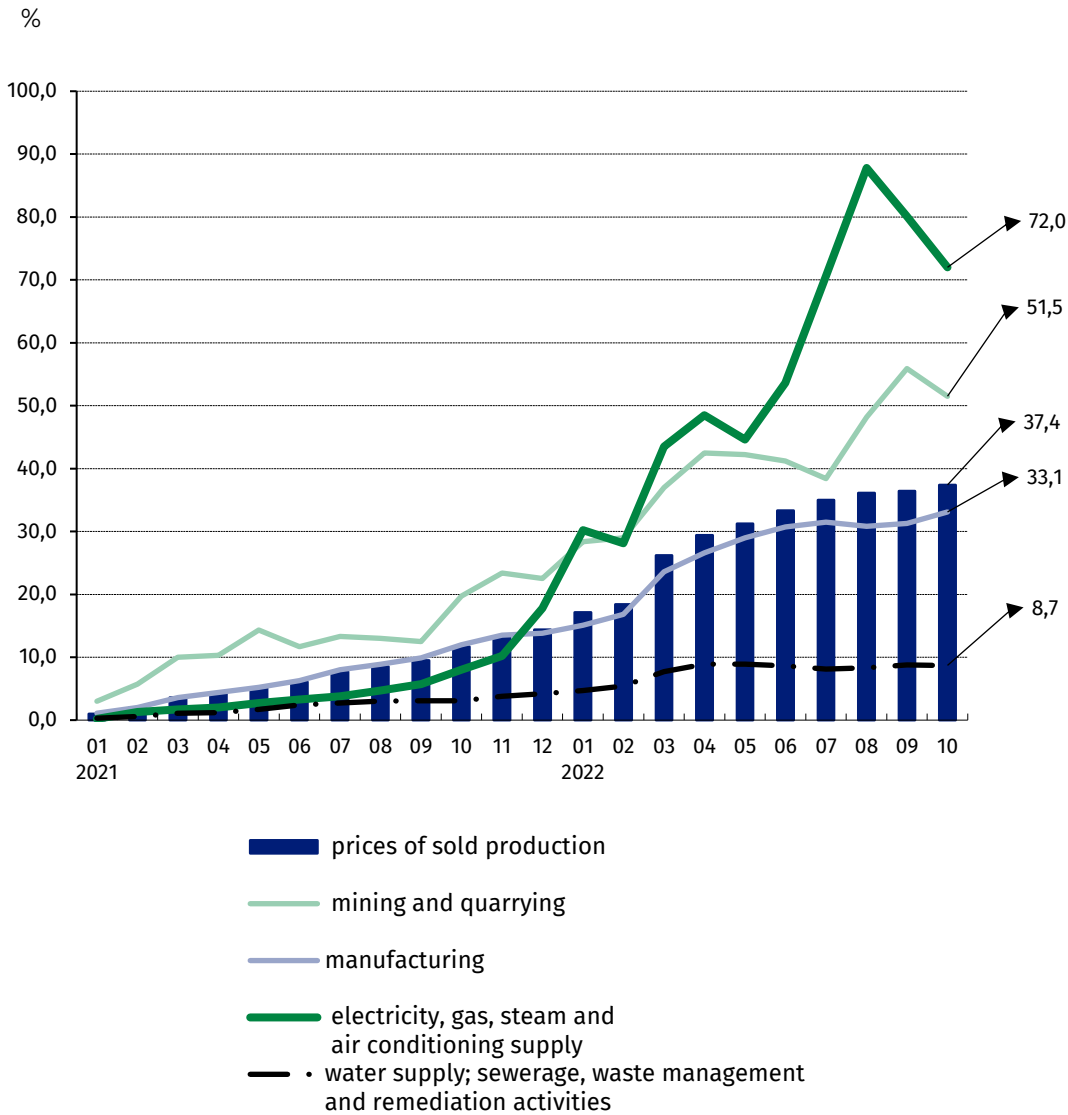
In October 2022 the prices growth of sold production of industry was faster than in the previous month

Chart 2. Prices changes of sold production of industry in 2021-2022 in relation to the same period of the previous year



In October this year, similar as in the previous month, the further decline in dynamics of prices growth in annual terms was observed

Chart 3. Prices changes of sold production of industry by sections NACE in 2021-2022 in relation to December 2020



In case of quoting Statistics Poland data, please provide information: "Source of data: Statistics Poland", and in case of publishing calculations made on data published by Statistics Poland, please include the following disclaimer: "Own study based on figures from Statistics Poland".

Prepared by:
The Trade and Services Department
Director Ewa Adach-Stankiewicz
Phone: (+48 22) 608 31 24

Issued by:
**The Spokesperson for the President
of Statistics Poland**
Karolina Banaszek
Phone: (+48) 695 255 011

Press Office

Phone: (+48 22) 608 38 04

e-mail: obslugaprasowa@stat.gov.pl

-  www.stat.gov.pl/en/
-  [@StatPoland](https://twitter.com/StatPoland)
-  [@GlownyUrzadStatystyczny](https://www.facebook.com/GlownyUrzadStatystyczny)
-  [gus_stat](https://www.instagram.com/gus_stat)
-  [glownyurządstatystycznygus](https://www.youtube.com/glownyurządstatystycznygus)
-  [glownyurządstatystyczny](https://www.linkedin.com/company/glownyurządstatystyczny)

Related information

[Statistical Bulletin](#)

[News Releases](#)

Data available in databases

[Analytical Platform - Knowledge Databases](#)

[Macroeconomic Data Bank](#)

[Prices indices \(Topics: Prices, Trade\)](#)

Terms used in official statistics

[Price index of sold production of industry](#)