

# Price indices of sold production of industry in September 2022

20.10.2022


**24.6%**

the growth of producer prices in industry compared to September 2021

According to preliminary data, the prices of sold production of industry in September 2022 increased compared to August 2022 by 0.2% and compared to that recorded in the corresponding month of the previous year - by 24.6%.

**Table 1. Price indices of sold production of industry in August and September 2022**

SPECIFICATION	08 2022		09 2022		01-09 2022	
	07 2022=100	corresponding period 2021=100	08 2022=100	12 2021=100	01-09 2021=100	
<b>TOTAL</b>	<b>100.8</b>	<b>125.5</b>	<b>124.6</b>	<b>100.2</b>	<b>119.1</b>	<b>122.7</b>
Mining and quarrying	107.1*	131.3*	137.8	104.6	126.6	127.0
Manufacturing	99.5*	120.1*	119.5	100.4	115.4	119.5
Electricity, gas, steam and air conditioning supply	110.1*	179.3*	171.0	96.3	153.5	149.9
Water supply; sewerage, waste management and remediation activities	100.2	105.1	105.3	100.3	104.2	105.8

\* Data revised.

## Prices changes of sold production of industry in September 2022 compared to August 2022

According to preliminary data, **the prices of sold production of industry** in September 2022 were higher by 0.2% compared to August 2022. The highest prices growth was recorded in the section **mining and quarrying** - by 4.6%, of which in mining of coal and lignite - by 8.7% and in mining of metal ores - by 0.7%. The prices in the section **manufacturing** rose by 0.4%, with multidirectional prices changes in separate divisions of this section. The prices the most increased in manufacture of chemicals and chemical products (by 1.8%). The prices increased also, among other things, in manufacture: of pharmaceutical products (by 1.4%), of food products (by 1.3%), of paper and paper products (by 0.8%), of electrical equipment (by 0.7%), of products of wood, cork, straw and wicker as well as of other non-metallic mineral products (by 0.6% each), of printing and reproduction of recorded media and of other transport equipment (by 0.5% each), of wearing apparel as well as of computer, electronic and optical products (by 0.4% each). The prices growth was also recorded in manufacture: of textiles as well as of rubber and plastic products, of motor vehicles, trailers and semi-trailers as well as of furniture (by 0.3% each) as well as of beverages and of metal products (by 0.2% each). However, the prices were lower than in August this year, among other things, in manufacture: of tobacco products (by 0.1%), of leather and related products (by 0.2%), of basic metals as well as of machinery and equipment (by 0.3% each). The prices the most dropped in manufacture of coke and refined petroleum products (by 1.5%). The prices in the section **water supply; sewerage, waste management and remediation activities** increased by 0.3%. The prices in the section **electricity, gas, steam and air conditioning supply** dropped by 3.7%.

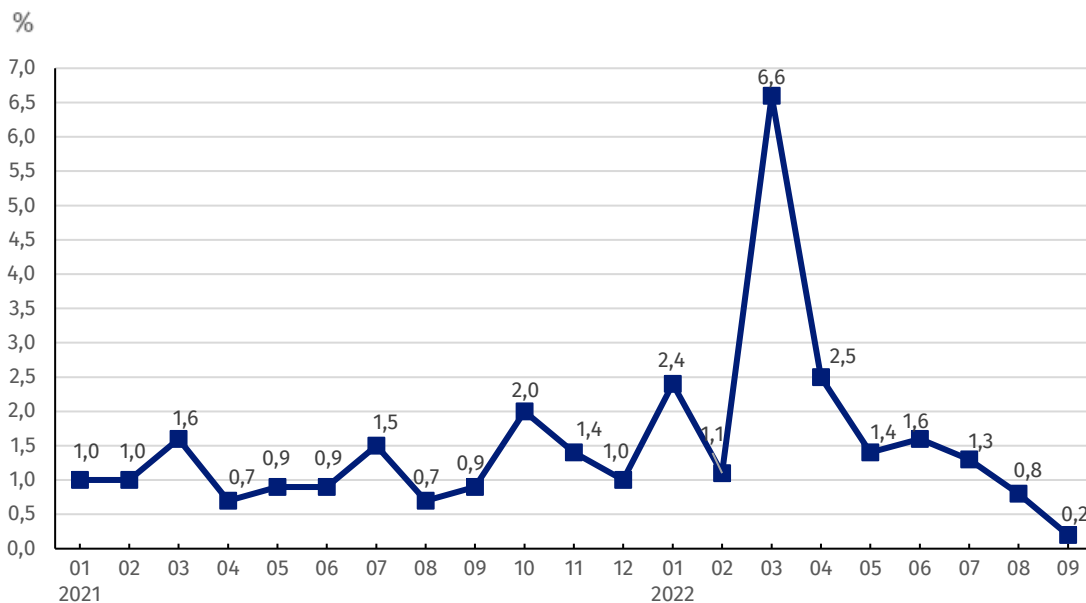
## Prices changes of sold production of industry in September 2022 compared to September 2021

In September 2022 **the prices of sold production of industry** compared to September 2021 increased by 24.6%. The prices were higher than in the previous year in all sections of the industry. The prices the most increased in the section **electricity, gas, steam and air conditioning supply** – by 71.0%. The prices in the section **mining and quarrying** rose by 37.8%, of which in mining of coal and lignite - by 74.7% and in mining of metal ores - by 4.3%. The prices in **manufacturing** increased by 19.5%, of which the most in manufacture of coke and refined petroleum products (by 62.7%). The prices were also higher than in the year before, among other things, in manufacture: of chemicals and chemical products (by 37.5%), of food products (by 29.0%), of paper and paper products (by 22.8%), of other non-metallic mineral products (by 20.5%), of products of wood, cork, straw and wicker (by 18.8%), of beverages (by 14.5%), of basic metals (by 13.9%), of tobacco products (by 13.2%), of electrical equipment (by 12.0%), of rubber and plastic products (by 11.7%), of furniture (by 11.4%), of metal products (by 10.1%), of leather and related products (by 8.0%), of printing and reproduction of recorded media (by 7.9%), of other transport equipment (by 7.5%), of motor vehicles, trailers and semi-trailers (by 7.3%), of machinery and equipment (by 6.9%), of computer, electronic and optical products (by 5.0%), of pharmaceutical products (by 4.5%), of wearing apparel (by 2.4%) as well as of textiles (by 2.3%). The prices in the section **water supply; sewerage, waste management and remediation activities** increased in annual terms by 5.3%.

Among divisions of manufacturing in September 2022 in comparison with August this year the most increased the prices in manufacture of chemicals and chemical products. The prices in manufacture of coke and refined petroleum products the most dropped

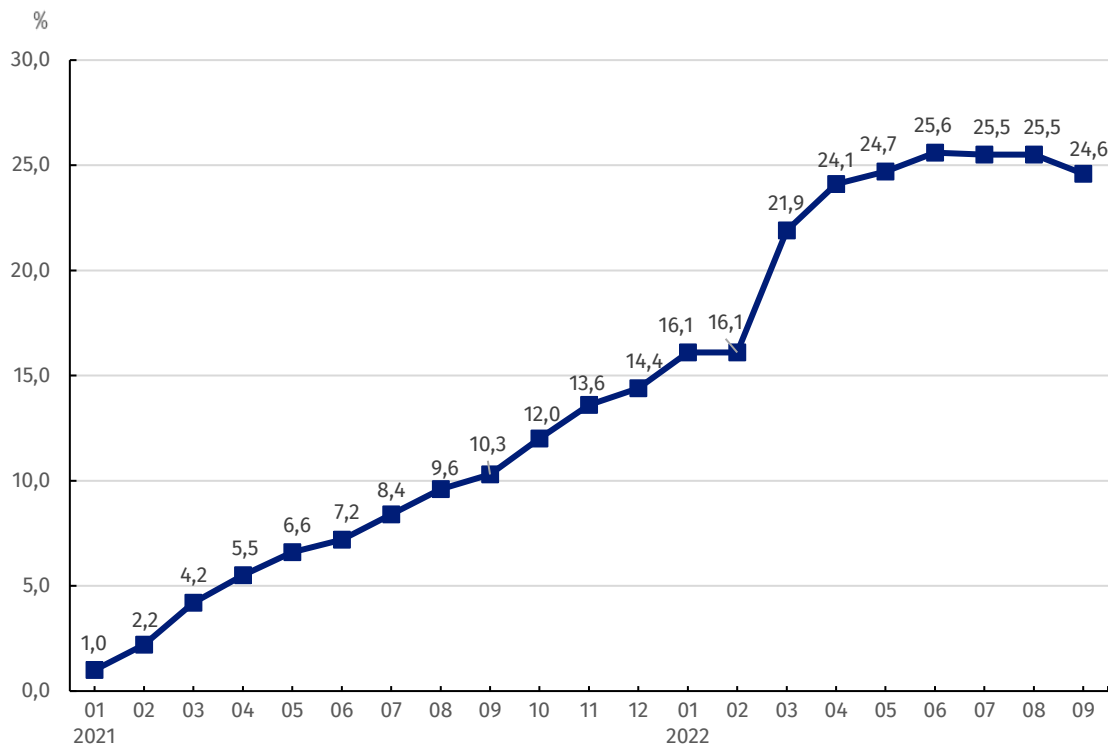
In the section manufacturing in September 2022 in comparison with the corresponding month of the previous year the most increased the prices in manufacture of coke and refined petroleum products

**Chart 1. Prices changes of sold production of industry in 2021-2022 in relation to the previous period**



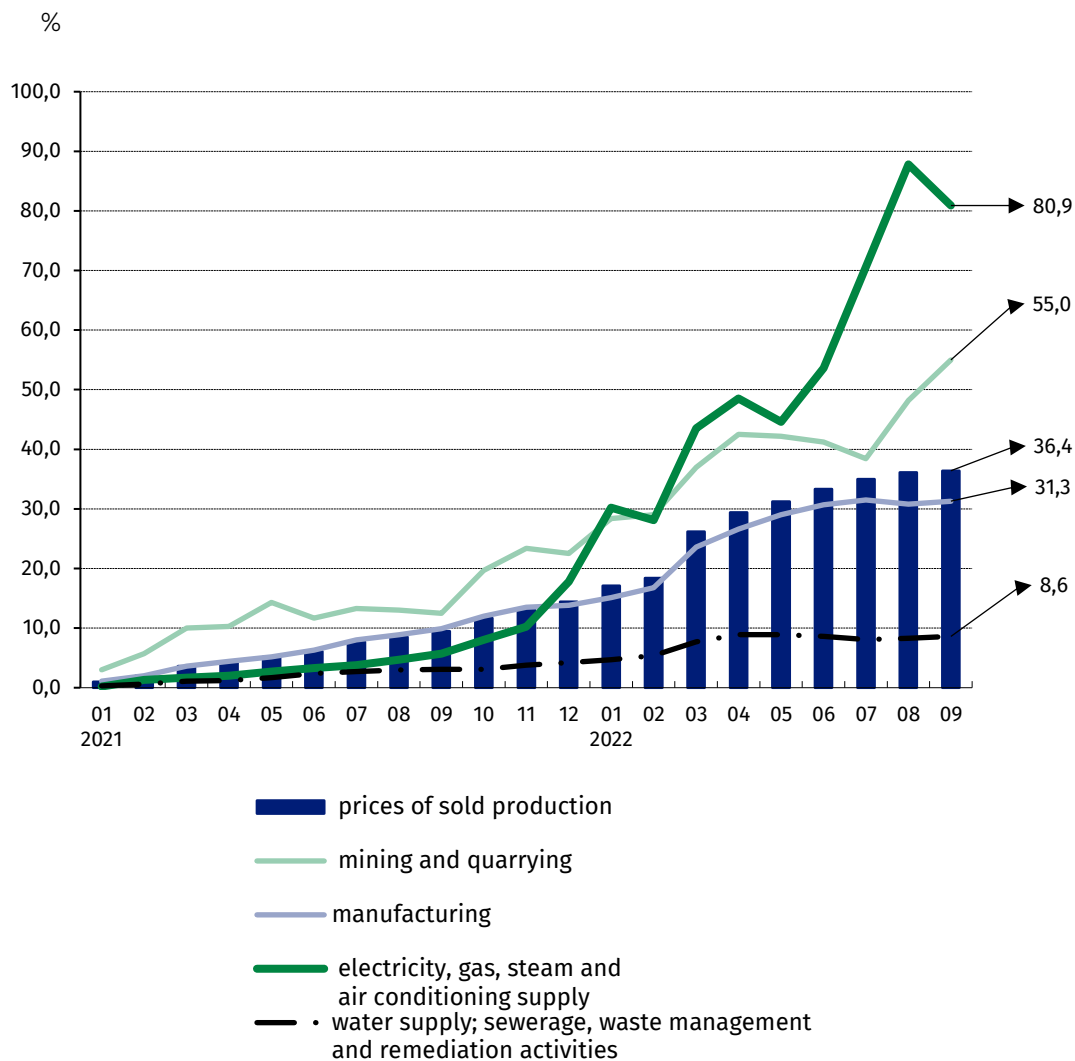
In September 2022 the prices growth of sold production of industry was significantly lower than in the previous months

**Chart 2. Prices changes of sold production of industry in 2021-2022 in relation to the same period of the previous year**



In September this year the weaker dynamics of prices growth in annual terms was observed

**Chart 3. Prices changes of sold production of industry by sections NACE in 2021-2022 in relation to December 2020**



In case of quoting Statistics Poland data, please provide information: "Source of data: Statistics Poland", and in case of publishing calculations made on data published by Statistics Poland, please include the following disclaimer: "Own study based on figures from Statistics Poland".

Prepared by:  
**The Trade and Services Department**  
**Director Ewa Adach-Stankiewicz**  
Phone: (+48 22) 608 31 24

Issued by:  
**The Spokesperson for the President  
of Statistics Poland**  
**Karolina Banaszek**  
Phone: (+48) 695 255 011

**Press Office**

Phone: (+48 22) 608 38 04

**e-mail: [obslugaprasowa@stat.gov.pl](mailto:obslugaprasowa@stat.gov.pl)**

-  [www.stat.gov.pl/en/](http://www.stat.gov.pl/en/)
-  [@StatPoland](https://twitter.com/StatPoland)
-  [@GlownyUrzadStatystyczny](https://www.facebook.com/GlownyUrzadStatystyczny)
-  [gus\\_stat](https://www.instagram.com/gus_stat)
-  [glownyurządstatystycznygus](https://www.youtube.com/glownyurządstatystycznygus)
-  [glownyurządstatystyczny](https://www.linkedin.com/company/glownyurządstatystyczny)

**Related information**

[Statistical Bulletin](#)

[News Releases](#)

**Data available in databases**

[Analytical Platform - Knowledge Databases](#)

[Macroeconomic Data Bank](#)

[Prices indices \(Topics: Prices, Trade\)](#)

**Terms used in official statistics**

[Price index of sold production of industry](#)