

Price indices of sold production of industry in August 2022

20.09.2022


25.5%

the growth of producer prices in industry compared to August 2021

According to preliminary data, the prices of sold production of industry in August 2022 increased compared to July 2022 by 0.8% and compared to that recorded in the corresponding month of the previous year - by 25.5%.

Table 1. Price indices of sold production of industry in July and August 2022

SPECIFICATION	07 2022		08 2022		01-08 2022	
	06 2022=100	corresponding period 2021=100	07 2022=100	12 2021=100	01-08 2021=100	
TOTAL	101.3*	125.5*	125.5	100.8	118.9	122.5
Mining and quarrying	98.0*	122.2*	130.4	106.4	120.2	125.5
Manufacturing	100.6*	121.7*	120.2	99.,6	115.0	119.6
Electricity, gas, steam and air conditioning supply	111.1*	164.3*	179.2	110.0	159.3	147.1
Water supply; sewerage, waste management and remediation activities	99.5*	105.2*	105.1	100.2	103.9	105.9

* Data revised.

Prices changes of sold production of industry in August 2022 compared to July 2022

According to preliminary data, **the prices of sold production of industry** in August 2022 were higher by 0.8% compared to July 2022. The highest prices growth was recorded in the section **electricity, gas, steam and air conditioning supply** - by 10.0%. The prices in the section **mining and quarrying** rose by 6.4%, of which in mining of coal and lignite - by 8.7% and in mining of metal ores - by 4.6%. The prices in the section **water supply; sewerage, waste management and remediation activities** increased by 0.2%. The prices in the section **manufacturing** decreased by 0.4%, with multidirectional prices changes in separate divisions of this section. The prices the most dropped in manufacture of coke and refined petroleum products (by 6.5%). The prices decreased in manufacture: of basic metals (by 2.2%), of pharmaceutical products (by 0.3%), of textiles as well as of machinery and equipment and of furniture (by 0.2% each) as well as of wearing apparel (by 0.1%). The prices in manufacture of electrical equipment remained at the similar level to that recorded in the previous month this year. However, the prices were also higher than in July this year, among other things, in manufacture: of rubber and plastic products as well as of other transport equipment (by 0.1% each), of metal products (by 0.2%), of paper and paper products as well as of motor vehicles, trailers and semi-trailers (by 0.3% each), of products of wood, cork, straw and wicker as well as of computer, electronic and optical products (by 0.4% each), of printing and reproduction of recorded media (by 0.6%), of other non-metallic mineral products (by 0.7%), of food products (by 1.0%), of tobacco products as well as of leather and related products (by 1.1% each), of beverages (by 1.3%). The prices the most increased in manufacture of chemicals and chemical products (by 1.8%).

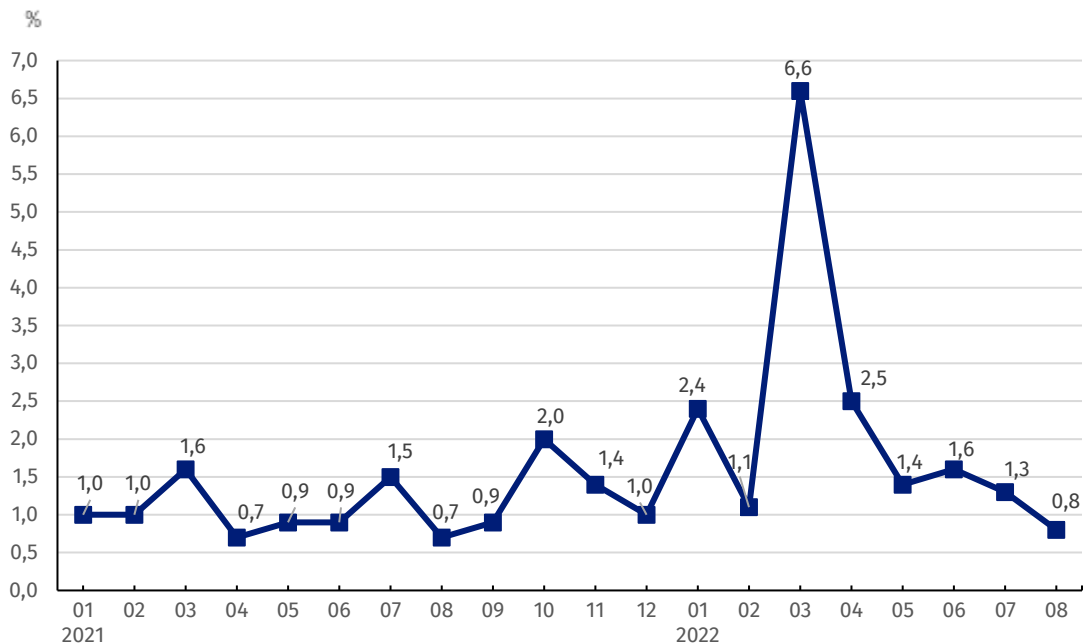
Prices changes of sold production of industry in August 2022 compared to August 2021

In August 2022 **the prices of sold production of industry** compared to August 2021 increased by 25.5%. The prices were higher than in the previous year in all sections of the industry. The prices the most increased in the section **electricity, gas, steam and air conditioning supply** - by 79.2%. The prices in the section **mining and quarrying** rose by 30.4%, of which in mining of coal and lignite - by 59.0% and in mining of metal ores - by 1.9%. The prices in **manufacturing** increased by 20.2%, of which the most in manufacture of coke and refined petroleum products (by 72.5%). The prices were also higher than in the year before, among other things, in manufacture: of chemicals and chemical products (by 36.3%), of food products (by 28.3%), of paper and paper products (by 23.3%), of other non-metallic mineral products (by 19.9%), of products of wood, cork, straw and wicker (by 19.5%), of basic metals (by 17.6%), of rubber and plastic products (by 12.4%), of beverages (by 12.0%), of metal products (by 11.8%), of furniture (by 11.4%), of electrical equipment (by 11.1%), of tobacco products (by 10.1%), of leather and related products (by 9.0%), of printing and reproduction of recorded media (by 8.4%), of other transport equipment (by 8.3%), of motor vehicles, trailers and semi-trailers (by 7.5%), of machinery and equipment (by 6.7%), of computer, electronic and optical products (by 4.8%), of wearing apparel (by 2.8%), of textiles (by 2.5%) and of pharmaceutical products (by 2.2%). The prices in the section **water supply; sewerage, waste management and remediation activities** increased in annual terms by 5.1%.

Among divisions of manufacturing in August 2022 in comparison with July this year the most decreased the prices in manufacture of coke and refined petroleum products. The prices the most increased in manufacture of chemicals and chemical products

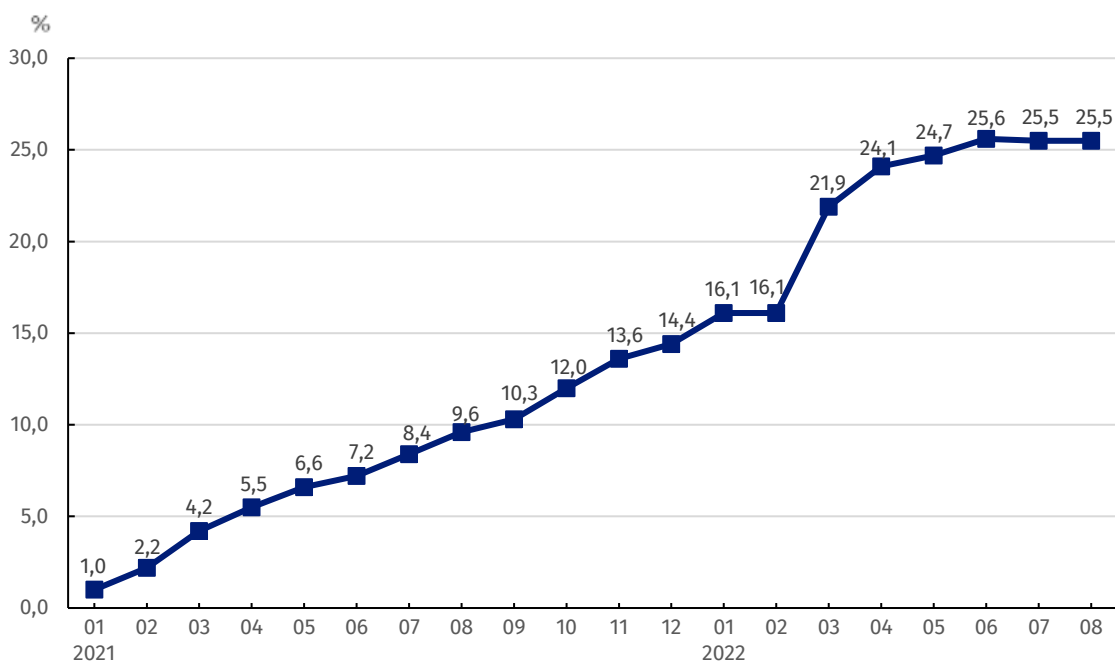
Among divisions of manufacturing in August 2022 in comparison with the corresponding period of the previous year the most increased the prices in manufacture of coke and refined petroleum products

Chart 1. Prices changes of sold production of industry in 2021-2022 in relation to the previous period



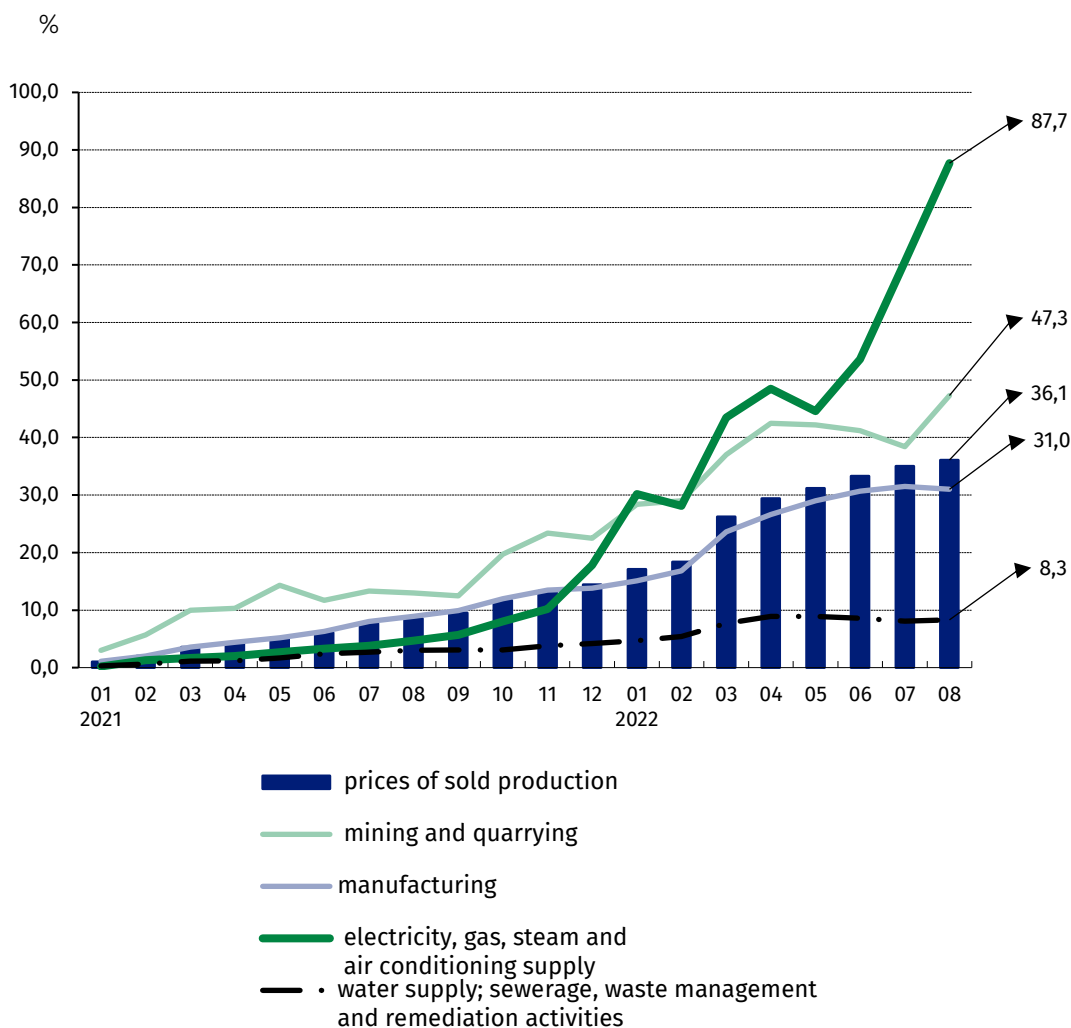
In August 2022 the prices growth of sold production of industry was lower than in the previous months

Chart 2. Prices changes of sold production of industry in 2021-2022 in relation to the same period of the previous year



In August this year the prices growth in annual terms was similar to that recorded in two previous months

Chart 3. Prices changes of sold production of industry by sections NACE in 2021-2022 in relation to December 2020



In case of quoting Statistics Poland data, please provide information: "Source of data: Statistics Poland", and in case of publishing calculations made on data published by Statistics Poland, please include the following disclaimer: "Own study based on figures from Statistics Poland".

Prepared by:
The Trade and Services Department
Director Ewa Adach-Stankiewicz
Phone: (+48 22) 608 31 24

Issued by:
**The Spokesperson for the President
of Statistics Poland**
Karolina Banaszek
Phone: (+48) 695 255 011

Press Office

Phone: (+48 22) 608 38 04

e-mail: obslugaprasowa@stat.gov.pl

-  www.stat.gov.pl/en/
-  [@StatPoland](https://twitter.com/StatPoland)
-  [@GlownyUrzadStatystyczny](https://www.facebook.com/GlownyUrzadStatystyczny)
-  [gus_stat](https://www.instagram.com/gus_stat)
-  [glownyurządstatystycznygus](https://www.youtube.com/glownyurządstatystycznygus)
-  [glownyurządstatystyczny](https://www.linkedin.com/company/glownyurządstatystyczny)

Related information

[Statistical Bulletin](#)

[News Releases](#)

Data available in databases

[Analytical Platform - Knowledge Databases](#)

[Macroeconomic Data Bank](#)

[Prices indices \(Topics: Prices, Trade\)](#)

Terms used in official statistics

[Price index of sold production of industry](#)