

Price indices of sold production of industry in June 2022

20.07.2022


25.6%

the growth of producer prices in industry compared to June 2021

According to preliminary data, the prices of sold production of industry in June 2022 increased compared to May 2022 by 1.6% and compared to that recorded in the corresponding month of the previous year - by 25.6%.

Table 1. Price indices of sold production of industry in May and June 2022

SPECIFICATION	05 2022		06 2022		01-06 2022	
	04 2022=100	corresponding period 2021=100	05 2022=100	12 2021=100	01-06 2021=100	
TOTAL	101.4*	124.7	125.6	101.6	116.5	121.5
Mining and quarrying	99.8*	124.4*	126.4	99.2	115.2	125.2
Manufacturing	101.9*	122.5*	123.1	101.5	115.0	119.1
Electricity, gas, steam and air conditioning supply	97.4*	140.7*	146.8	104.9	128.7	138.4
Water supply; sewerage, waste management and remediation activities	100.0	107.1*	106.2	99.9	104.4	106.1

* Data revised.

Prices changes of sold production of industry in June 2022 compared to May 2022

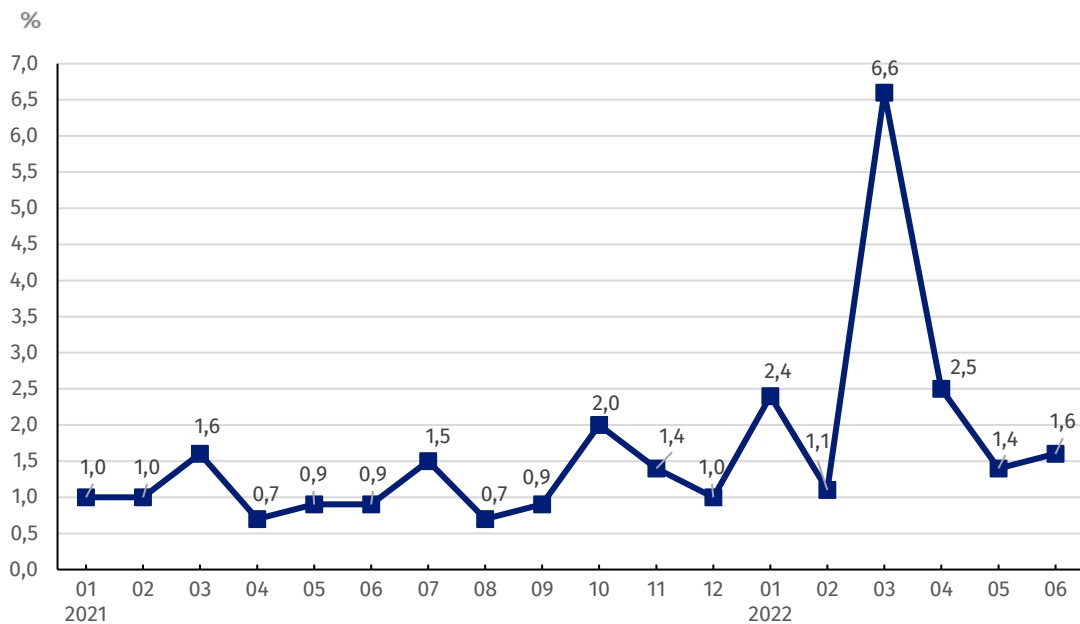
According to preliminary data, **the prices of sold production of industry** in June 2022 were higher by 1.6% compared to May 2022. The highest prices growth was recorded in the section **electricity, gas, steam and air conditioning supply** - by 4.9%. The prices in the section **manufacturing** rose by 1.5%, with multidirectional prices changes in separate divisions of this section. The prices the most increased in manufacture of coke and refined petroleum products (by 9.4%). The prices were also higher than in the month before, among other things, in manufacture: of paper and paper products (by 1.7%), of products of wood, cork, straw and wicker (by 1.6%), of printing and reproduction of recorded media as well as of other non-metallic mineral products (by 1.2% each), of motor vehicles, trailers and semi-trailers (by 1.1%), of beverages (by 1.0%), of leather and related products (by 0.9%), of metal products as well as of machinery and equipment as well as of furniture (by 0.7% each), of food products as well as of pharmaceutical products and of electrical equipment (by 0.6% each), of computer, electronic and optical products (by 0.5%), of tobacco products (by 0.4%), of other transport equipment (by 0.1%). The prices of manufacture of rubber and plastic products shaped at a level similar to that recorded a month ago. However, the prices decreased in manufacture of textiles as well as of chemicals and chemical products (by 0.5% each), of wearing apparel (by 0.6%) as well as of basic metals (by 0.8%). The prices in the section **water supply; sewerage, waste management and remediation activities** fell by 0.1%. The drop of prices was also recorded in the section **mining and quarrying** - by 0.8%, of which in mining of metal ores - by 4.3%, with the growth of prices in mining of coal and lignite - by 1.1%.

Prices changes of sold production of industry in June 2022 compared to June 2021

In June 2022 **the prices of sold production of industry** compared to June 2021 increased by 25.6%. The prices were higher than in the previous year in all sections of the industry. The prices the most increased in the section **electricity, gas, steam and air conditioning supply** - by 46.8%. The prices in the section **mining and quarrying** rose by 26.4%, of which in mining of coal and lignite - by 49.4% and in mining of metal ores - by 5.7%. The prices in **manufacturing** increased by 23.1%, of which the most in manufacture of coke and refined petroleum products (by 103.9%). The prices were also higher than in the year before, among other things, in manufacture: of basic metals (by 39.9%), of chemicals and chemical products (by 34.3%), of food products (by 26.4%), of products of wood, cork, straw and wicker (by 25.4%), of paper and paper products (by 24.4%), of other non-metallic mineral products (by 18.4%), of metal products (by 14.0%), of rubber and plastic products (by 13.7%), of furniture (by 12.7%), of beverages (by 10.0%), of electrical equipment (by 9.6%), of leather and related products (by 9.5%), of tobacco products (by 7.4%), of motor vehicles, trailers and semi-trailers (by 7.0%), of other transport equipment (by 6.6%), of machinery and equipment (by 5.6%), of textiles (by 5.1%), of printing and reproduction of recorded media (by 3.3%), of computer, electronic and optical products (by 2.4%), of wearing apparel (by 1.7%) as well as of pharmaceutical products (by 1.4%). The prices in the section **water supply; sewerage, waste management and remediation activities** increased in annual terms by 6.2%.

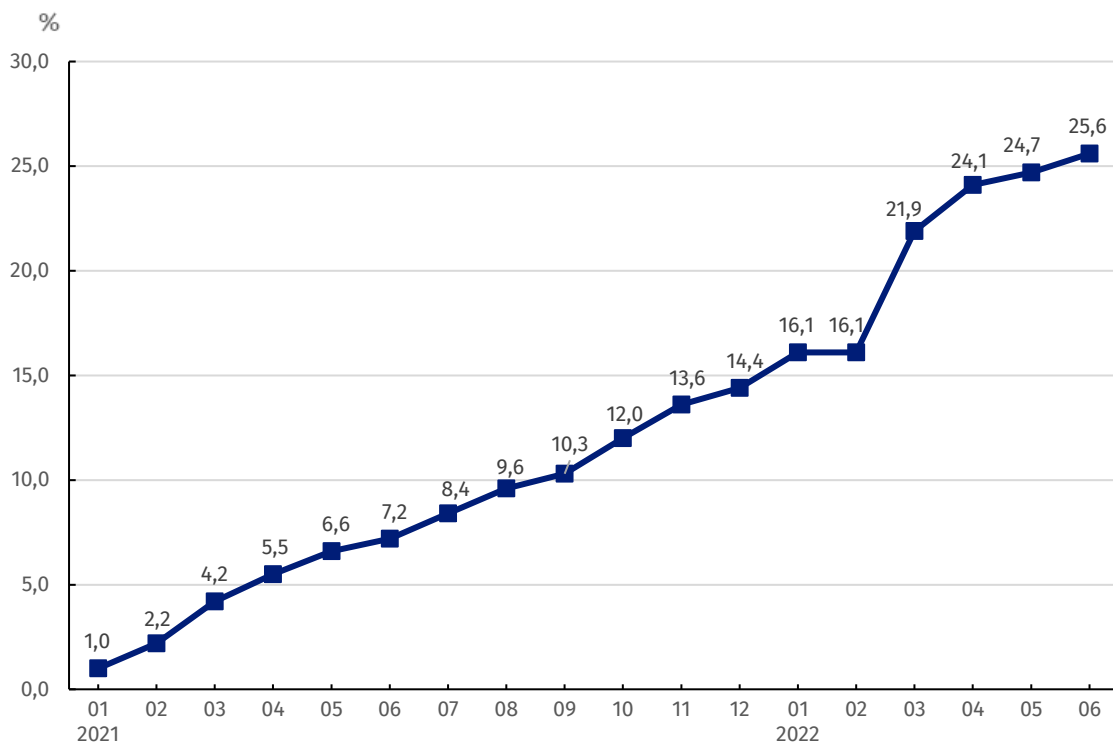
Among divisions of manufacturing in June 2022 in comparison with the previous month as well as with the corresponding month of the previous year the most increased the prices in manufacture of coke and refined petroleum products

Chart 1. Prices changes of sold production of industry in 2021-2022 in relation to the previous period



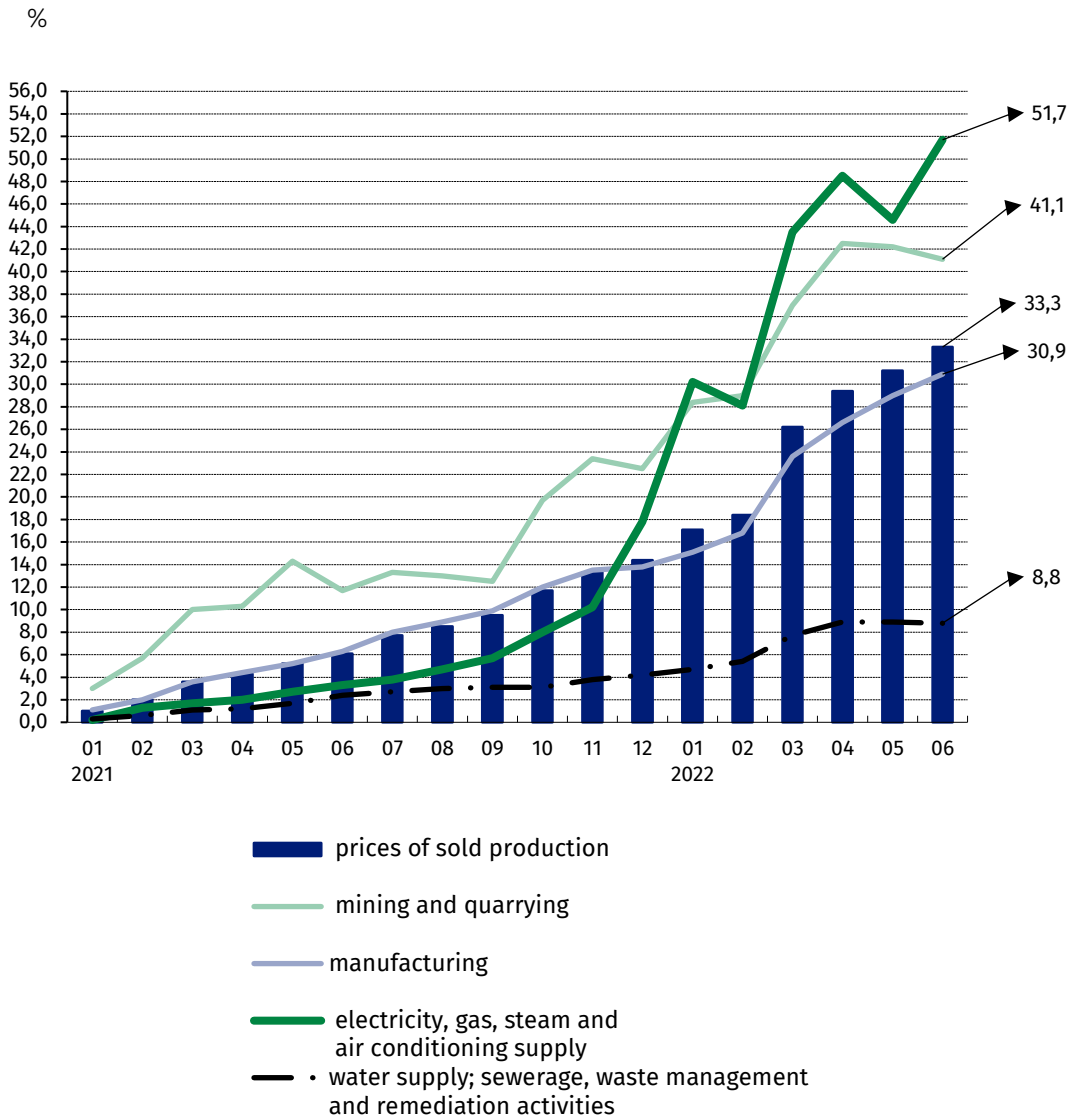
In June 2022, the prices growth of sold production of industry was slightly faster than in the previous month

Chart 2. Prices changes of sold production of industry in 2021-2022 in relation to the same period of the previous year



Since four months, a high and still growing dynamics of the prices of sold production of industry has been observed in annual terms

Chart 3. Prices changes of sold production of industry by sections NACE in 2021-2022 in relation to December 2020



In case of quoting Statistics Poland data, please provide information: “Source of data: Statistics Poland”, and in case of publishing calculations made on data published by Statistics Poland, please include the following disclaimer: “Own study based on figures from Statistics Poland”.

Prepared by:
The Trade and Services Department
Director Ewa Adach-Stankiewicz
Phone: (+48 22) 608 31 24

Issued by:
**The Spokesperson for the President
of Statistics Poland**
Karolina Banaszek
Phone: (+48) 695 255 011

Press Office

Phone: (+48 22) 608 38 04

e-mail: obslugaprasowa@stat.gov.pl

-  www.stat.gov.pl/en/
-  [@StatPoland](https://twitter.com/StatPoland)
-  [@GlownyUrzadStatystyczny](https://www.facebook.com/GlownyUrzadStatystyczny)
-  [gus_stat](https://www.instagram.com/gus_stat)
-  [glownyurządstatystycznygus](https://www.youtube.com/glownyurządstatystycznygus)
-  [glownyurządstatystyczny](https://www.linkedin.com/company/glownyurządstatystyczny)

Related information

[Statistical Bulletin](#)

[News Releases](#)

Data available in databases

[Analytical Platform - Knowledge Databases](#)

[Macroeconomic Data Bank](#)

[Prices indices \(Topics: Prices, Trade\)](#)

Terms used in official statistics

[Price index of sold production of industry](#)