

# Price indices of sold production of industry in December 2021

21.01.2022


**14.2%**

producer prices in industry  
increased compared to  
December 2020

According to preliminary data, the prices of sold production of industry in December 2021 increased compared to November 2021 by 0.8% and compared to that recorded in the corresponding month of the previous year - by 14.2%.

**Table 1. Price indices of sold production of industry in December 2021**

SPECIFICATION	11 2021		12 2021		01-12 2021
	10 2021=100	corresponding period 2020=100		11 2021=100	01-12 2020=100
<b>TOTAL</b>	<b>101.4*</b>	<b>113.6*</b>	<b>114.2</b>	<b>100.8</b>	<b>107.9</b>
Mining and quarrying	103.1*	126.1*	122.5	99.3	119.9
Manufacturing	101.3*	113.7*	113.7	100.2	107.8
Electricity, gas, steam and air conditioning supply	102.0*	110.4*	116.2	105.4	105.5
Water supply; sewerage, waste management and remediation activities	100.7*	104.3*	104.0	100.2	103.8

\* Data revised.

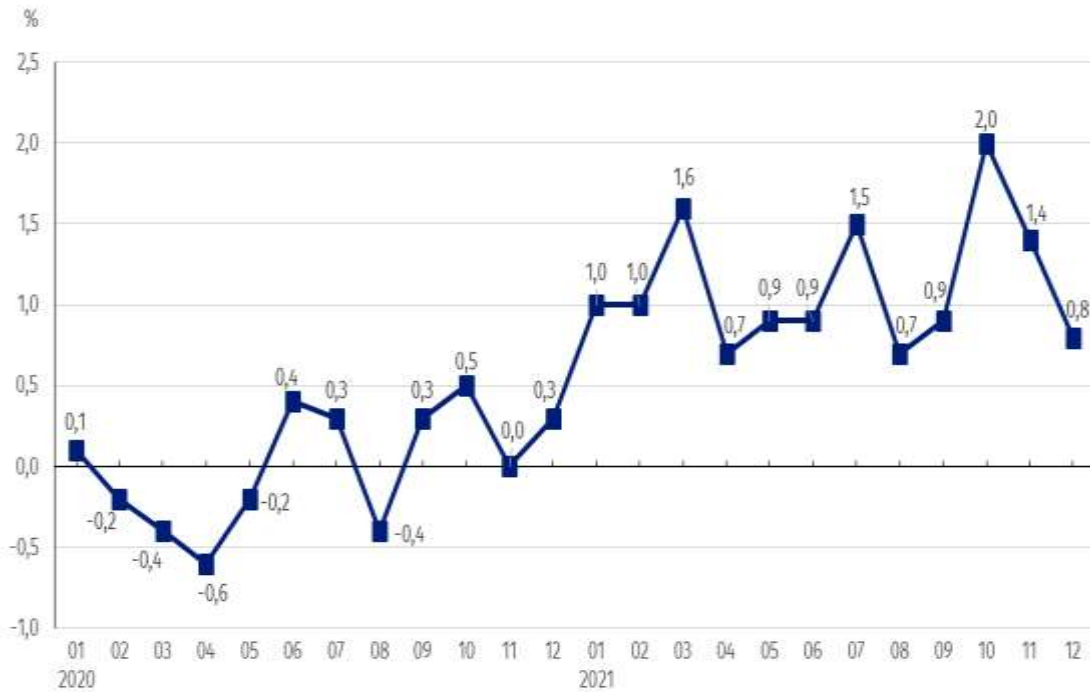
According to preliminary data, **the prices of sold production of industry** in December 2021 were higher by 0.8% compared to November 2021. The largest prices growth was observed in the section **electricity, gas, steam and air conditioning supply** - by 5.4%. The prices in the section **manufacturing** were also increased by 0.2%, including the most in manufacture of chemicals and chemical products (by 3.0%). The prices growth was recorded also, among others, in manufacture: of food products (by 1.8%), of paper and paper products (by 1.1%), of tobacco products (by 0.9%), of other non-metallic mineral products (by 0.8%), of motor vehicles, trailers and semi-trailers (by 0.7%), of rubber and plastic products (by 0.6%), of machinery and equipment (by 0.4%), of electrical equipment and of furniture (by 0.3% each), of beverages (by 0.2%), of textiles as well as of metal products (by 0.1% each). The prices in manufacture of products of wood, cork, straw and wicker remained at a level similar to that recorded in the previous month. However, the prices decreased, among other things, in manufacture: of printing and reproduction of recorded media (by 0.1%), of pharmaceutical products (by 0.2%), of wearing apparel as well as other transport equipment (by 0.3% each), of basic metals (by 0.8%), of leather and related products as well as of computer, electronic and optical products (by 0.9% each), of coke and refined petroleum products (by 5.7%). The prices in the section **water supply; sewerage, waste management and remediation activities** increased by 0.2%, while in the section **mining and quarrying** they dropped - by 0.7%, of which in mining of metal ores - by 3.3%, with the prices growth in mining of coal and lignite - by 0.7%.

Among divisions of manufacturing in December 2021 in comparison with the previous month the most increased the prices in manufacture of chemicals and chemical products

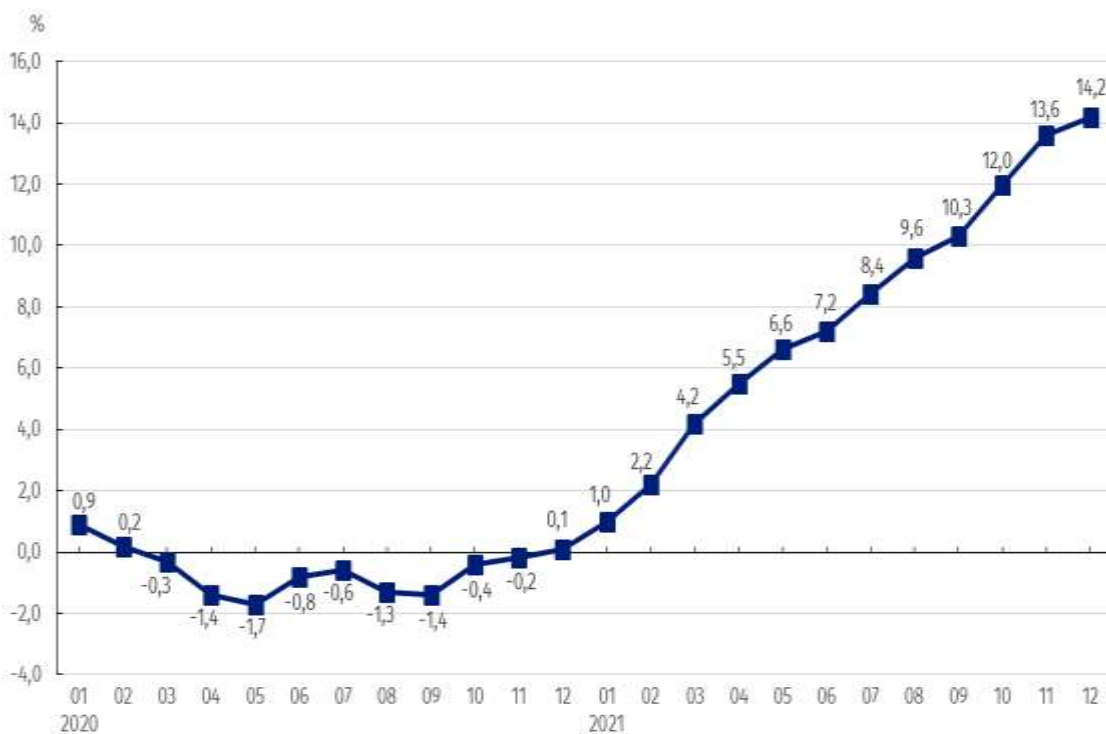
In December 2021 **the prices of sold production of industry** compared to December 2020 increased by 14.2%. The prices were higher than in the previous year in all sections of the industry. The prices the most increased in the section **mining and quarrying** - by 22.5%, of which in mining of metal ores - by 27.9% and in mining of coal and lignite - by 21.5%. The prices in the section **electricity, gas, steam and air conditioning supply** rose in annual term by 16.2%. The prices in **manufacturing** increased by 13.7%, with multidirectional prices movements in individual divisions. The prices the most increased in manufacture of coke and refined petroleum products (by 65.1%). The prices were also higher than in the year before, among other things, in manufacture: of basic metals (by 37.8%), of chemicals and chemical products (by 27.7%), of products of wood, cork, straw and wicker (by 19.9%), of paper and paper products (by 16.0%), of food products (by 13.3%), of rubber and plastic products (by 12.2%), of metal products (by 11.6%), of other non-metallic mineral products (by 8.0%), of furniture (by 7.6%), of electrical equipment (by 5.7%), of computer, electronic and optical products (by 4.1%), of beverages (by 3.6%), of motor vehicles, trailers and semi-trailers (by 3.2%), of textiles (by 3.1%), of other transport equipment (by 2.7%), of leather and related products (by 2.1%), of tobacco products as well as of machinery and equipment (by 1.9% each), of pharmaceutical products (by 1.5%). However, the prices decreased, among other things, in manufacture: of printing and reproduction of recorded media (by 1.7%) as well as of wearing apparel (by 3.4%). The prices in the section **water supply; sewerage, waste management and remediation activities** increased - by 4.0%.

Among divisions of manufacturing in December 2021 in comparison with the corresponding month of the previous year the most increased the prices in manufacture of coke and refined petroleum products

**Chart 1. Prices changes of sold production of industry in 2020-2021 in relation to the previous period**

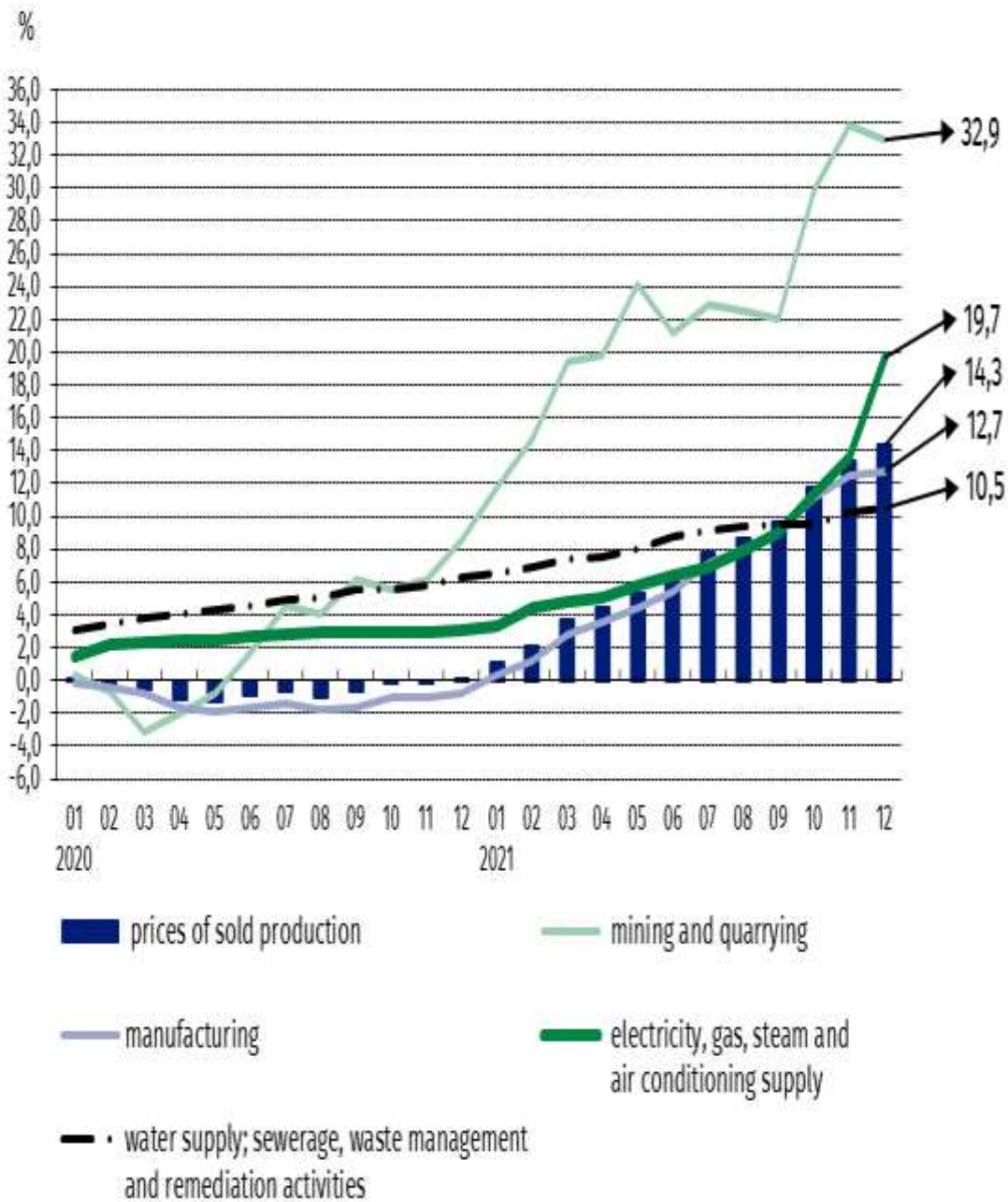


**Chart 2. Prices changes of sold production of industry in 2020-2021 in relation to the same period of the previous year**



Starting from December 2020 the growing trend in prices dynamics of sold production of industry is observed in annual terms

**Chart 3. Prices changes of sold production of industry by sections NACE in 2020-2021 in relation to December 2019**



In case of quoting Statistics Poland data, please provide information: "Source of data: Statistics Poland", and in case of publishing calculations made on data published by Statistics Poland, please include the following disclaimer: "Own study based on figures from Statistics Poland".

Prepared by:

**The Trade and Services Department**

**Director Ewa Adach-Stankiewicz**

Office: tel. (+48 22) 608 31 24

Issued by:

**The Spokesperson for the President  
of Statistics Poland**

**Karolina Banaszek**

Mobile: (+48) 695 255 011

#### **Press Office**

Office: tel. (+48 22) 608 34 91, 608 38 04

e-mail: [obslugaprasowa@stat.gov.pl](mailto:obslugaprasowa@stat.gov.pl)



[www.stat.gov.pl/en/](http://www.stat.gov.pl/en/)



[@StatPoland](https://twitter.com/StatPoland)



[@GlownyUrzadStatystyczny](https://www.facebook.com/GlownyUrzadStatystyczny)

#### **Related information**

[Statistical Bulletin](#)

[News Releases](#)

#### **Data available in databases**

[Analytical Platform - Knowledge Databases](#)

[Macroeconomic Data Bank](#)

[Prices indices \(Topics: Prices, Trade\)](#)

#### **Terms used in official statistics**

[Price index of sold production of industry](#)