

Price indices of sold production of industry in October 2021

22.11.2021


11.8%

 producer prices in industry
increased compared to
October 2020

According to preliminary data, the prices of sold production of industry in October 2021 increased compared to September 2021 by 1.8 % and compared to that recorded in the corresponding month of the previous year - by 11.8%.

Table 1. Price indices of sold production of industry in October 2021

SPECIFICATION	09 2021		10 2021		01-10 2021	
	08 2021=100	corresponding period 2020=100	09 2021=100	12 2020=100	01-10 2020=100	
TOTAL	100.9*	110.3*	111.8	101.8	111.5	106.7
Mining and quarrying	99.6	115.0*	123.2	106.5	119.8	119.0
Manufacturing	100.9*	110.7*	111.9	101.6	111.7	106.5
Electricity, gas, steam and air conditioningsupply	101.0*	105.9*	108.5	102.4	108.2	104.0
Water supply; sewerage, waste management and remediation activities	100.1	103.9	103.8	100.1	103.2	103.7

* Data revised.

According to preliminary data, **the prices of sold production of industry** in October 2021 were higher by 1.8% compared to September 2021. The prices were higher in all sections of the industry. The prices the most increased in the section **mining and quarrying** - by 6.5%, of which in mining of metal ores - by 7.8% , in mining of coal and lignite - by 7.6% and in other mining and quarrying – by 0.8%. The prices in the section **electricity, gas, steam and air conditioning supply** increased by 2.4%. The prices in the section **manufacturing** also rose by 1.6%. The prices the most increased in manufacture of coke and refined petroleum products (by 13.1%). The prices growth was recorded also, among others, in manufacture: of chemicals and chemical products (by 2.9%), of tobacco products (by 1.3%), of food products as well as of products of wood, cork, straw and wicker (by 0.8% each), of metal products (by 0.7%), of beverages as well as of other non-metallic mineral products and of other transport equipment (by 0.6% each), of rubber and plastic products as well as of basic metals and of furniture (by 0.5% each), of computer, electronic and optical products as well as of machinery and equipment (by 0.4% each), of paper and paper products (by 0.3%), of wearing apparel as well as of printing and reproduction of recorded media and of electrical equipment (by 0.2% each), of textiles, of leather and related products as well as of motor vehicles, trailers and semi-trailers (by 0.1% each). However, the prices decreased in manufacture of pharmaceutical products (by 0.3%). The prices in the section **water supply; sewerage, waste management and remediation activities** increased by 0.1%.

Among divisions of manufacturing in October 2021 the most increased the prices in manufacture of coke and refined petroleum products in comparison with the previous month as well as in annual terms

In October 2021 **the prices of sold production of industry** compared to October 2020 increased by 11.8%. The prices were higher than in the previous year in all sections of the industry. The prices the most increased in the section **mining and quarrying** -by 23.2%, of which in mining of metal ores - by 36.7%, and in mining of coal and lignite - by 15.4%. The prices in **manufacturing** increased by 11.9%, with multidirectional prices movements in individual divisions. The prices the most increased in manufacture of coke and refined petroleum products (by 86.3%). The prices were also higher than in the year before, among other things, in manufacture: of basic metals (by 40.9%), of products of wood, cork, straw and wicker (by 18.9%), of chemicals and chemical products (by 17.4%), of paper and paper products (by 11.8%), of metal products (by 10.7%), of rubber and plastic products (by 9.6%), of food products (by 7.6%), of furniture (by 6.2%), of computer, electronic and optical products (by 5.4%), of other non-metallic mineral products (by 5.2%), of electrical equipment (by 3.6%), of textiles (by 2.9%), of beverages (by 2.7%), of other transport equipment (by 2.6%), of leather and related products (by 2.2%), of pharmaceutical products (by 1.0%), of motor vehicles, trailers and semi-trailers (by 0.3%). However, the prices decreased, among other things, in manufacture: of machinery and equipment (by 0.1%), of tobacco products (by 1.9%), of wearing apparel (by 2.2%) as well as of printing and reproduction of recorded media (by 2.5%). The prices in the section **electricity, gas, steam and air conditioning supply** increased in annual term by 8.5% and in the section **water supply; sewerage, waste management and remediation activities** - by 3.8%.

Chart 1. Prices changes of sold production of industry in 2020-2021 in relation to the previous period

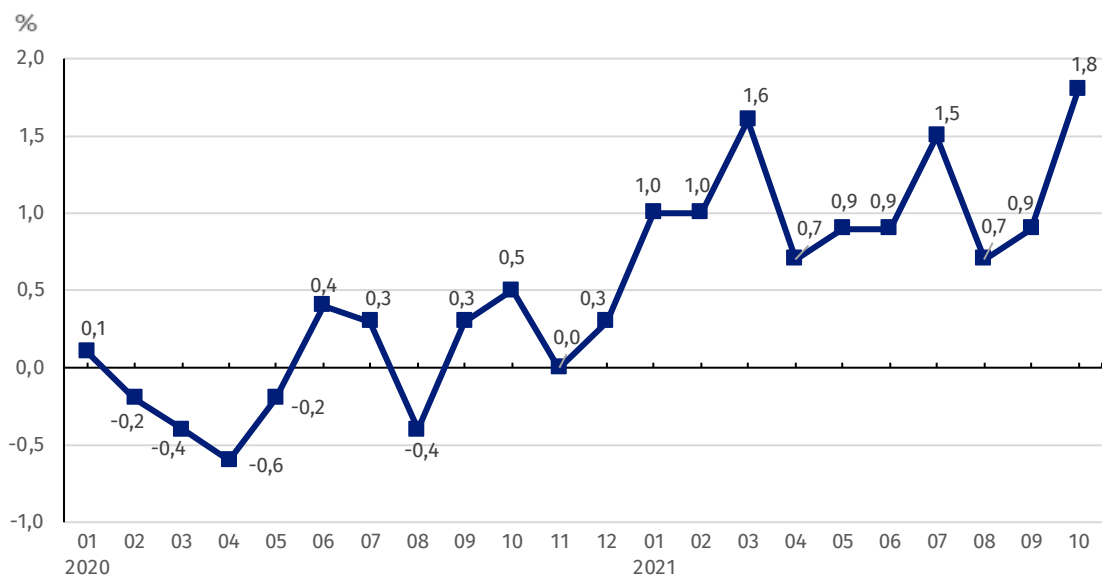
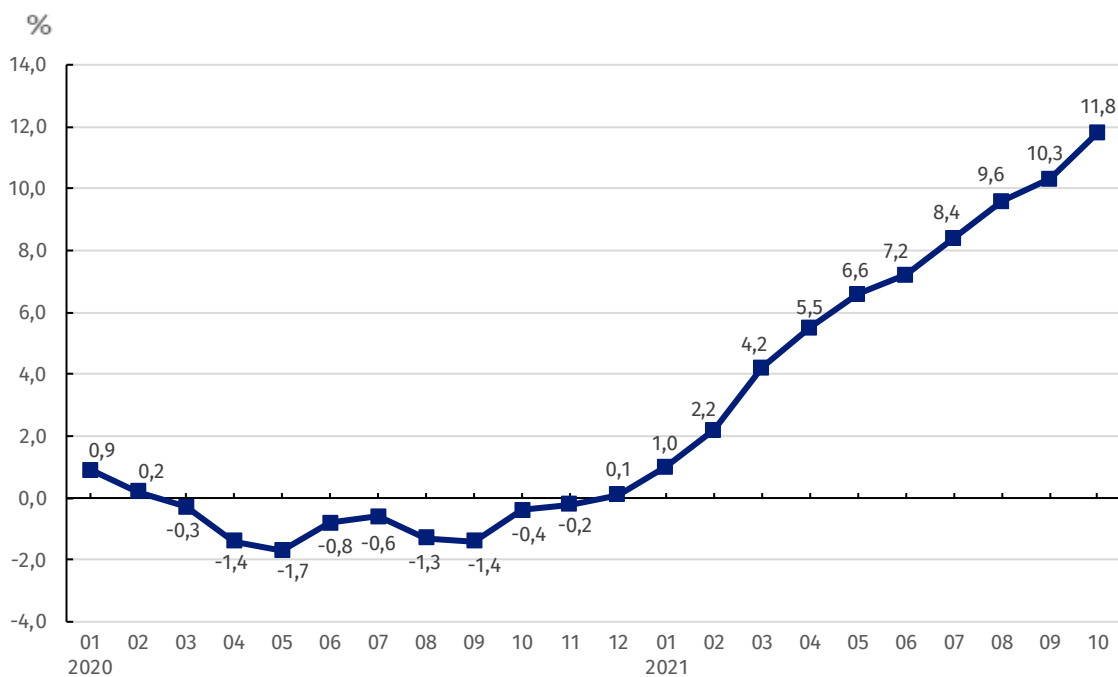
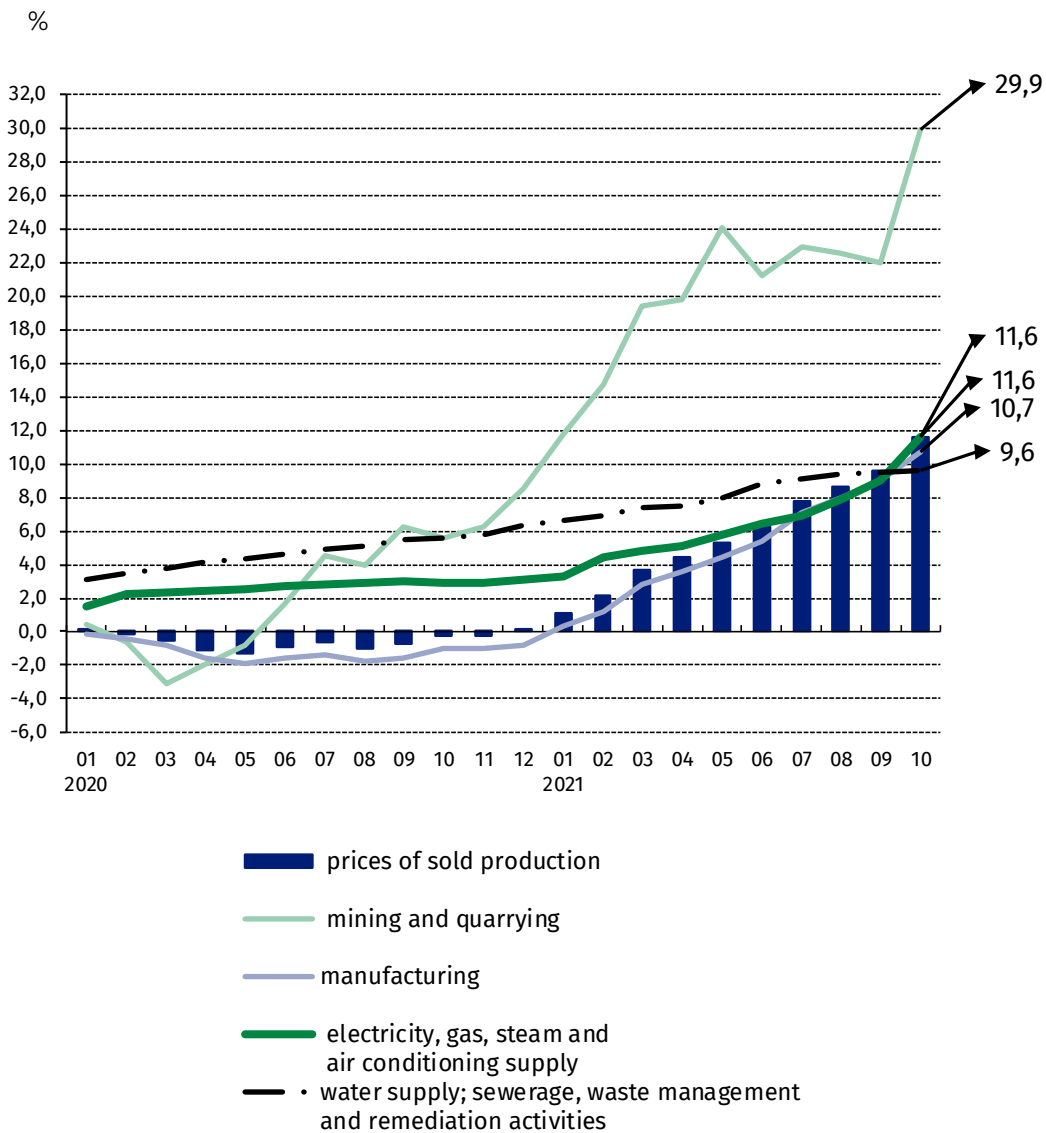


Chart 2. Prices changes of sold production of industry in 2020-2021 in relation to the same period of the previous year



In October this year, similar as in previous months 2021, the growing prices dynamics of sold production of industry was observed in annual terms

Chart 3. Prices changes of sold production of industry by sections NACE in 2020-2021 in relation to December 2019



In case of quoting Statistics Poland data, please provide information: "Source of data: Statistics Poland", and in case of publishing calculations made on data published by Statistics Poland, please include the following disclaimer: "Own study based on figures from Statistics Poland".

Prepared by:

The Trade and Services Department

Director Ewa Adach-Stankiewicz

Office: tel. (+48 22) 608 31 24

Issued by:

**The Spokesperson for the President
of Statistics Poland**

Karolina Banaszek

Mobile: (+48) 695 255 011

Press Office

Office: tel. (+48 22) 608 34 91, 608 38 04

e-mail: obslugaprasowa@stat.gov.pl



www.stat.gov.pl/en/



[@StatPoland](https://twitter.com/StatPoland)



[@GlownyUrzadStatystyczny](https://www.facebook.com/GlownyUrzadStatystyczny)

Related information

[Statistical Bulletin](#)

[News Releases](#)

Data available in databases

[Analytical Platform - Knowledge Databases](#)

[Macroeconomic Data Bank](#)

[Prices indices \(Topics: Prices, Trade\)](#)

Terms used in official statistics

[Price index of sold production of industry](#)