

Price indices of sold production of industry in September 2021

20.10.2021


10.2%

 producer prices in industry
increased compared to
September 2020

According to preliminary data, the prices of sold production of industry in September 2021 increased compared to August 2021 by 0.7 % and compared to that recorded in the corresponding month of the previous year - by 10.2%.

Table 1. Price indices of sold production of industry in September 2021

SPECIFICATION	08 2021		09 2021		01-09 2021	
	07 2021=100	corresponding period 2020=100	08 2021=100	12 2020=100	01-09 2020=100	
TOTAL	100.7*	109.6*	110.2	100.7	109.3	106.1
Mining and quarrying	99.7*	117.8*	114.9	99.6	112.5	118.5
Manufacturing	100.8*	109.9*	110.6	100.8	109.8	105.9
Electricity, gas, steam and air conditioningsupply	100.9*	104.9*	105.5	100.6	105.3	103.4
Water supply; sewerage, waste management and remediation activities	100.3	104.2	103.9	100.1	103.1	103.7

* Data revised.

According to preliminary data, **the prices of sold production of industry** in September 2021 were higher by 0.7% compared to August 2021. The prices the most increased in the section **manufacturing** - by 0.8%. Different price changes were recorded in individual divisions of manufacturing. The prices the most increased in manufacture of coke and refined petroleum products (by 4.3%). The prices growth was recorded also, among others, in manufacture: of basic metals (by 1.8%), of leather and related products as well as of printing and reproduction of recorded media (by 1.3% each), of products of wood, cork, straw and wicker as well as of chemicals and chemical products (by 1.0% each), of metal products (by 0.9%), of wearing apparel (by 0.8%), of food products as well as of other transport equipment (by 0.7% each), of paper and paper products as well as of rubber and plastic products (by 0.6% each), of textiles as well as of other non-metallic mineral products (by 0.5% each), of electrical equipment (by 0.4%), of furniture (by 0.1%). The prices of manufacture of computer, electronic and optical products remained at the similar level to that recorded in the previous month. However, the prices decreased, among other things, in manufacture: of beverages as well as of motor vehicles, trailers and semi-trailers (by 0.1% each), of tobacco products as well as of machinery and equipment (by 0.2% each) and of pharmaceutical products (by 0.3%). The prices in the sections **electricity, gas, steam and air conditioning supply** as well as in **water supply; sewerage, waste management and remediation activities** increased respectively by 0.6% and by 0.1%. However, the prices drop was recorded in the section **mining and quarrying** - by 0.4%, of which in mining of metal ores - by 1.4%, with the prices growth in mining of coal and lignite - by 0.1%.

Among divisions of manufacturing in September 2021 the most increased the prices in manufacture of coke and refined petroleum products in comparison with the previous month as well as in annual terms

In September 2021 **the prices of sold production of industry** compared to September 2020 increased by 10.2%. The prices were higher than in the previous year in all sections of the industry. The prices the most increased in the section **mining and quarrying** - by 14.9%, of which in mining of metal ores - by 27.5%, and in mining of coal and lignite - by 5.3%. The prices in **manufacturing** increased by 10.6%, with multidirectional prices movements in individual divisions. The prices the most increased in manufacture of coke and refined petroleum products (by 68.6%). The prices were also higher than in the year before, among other things, in manufacture: of basic metals (by 42.6%), of products of wood, cork, straw and wicker (by 18.0%), of chemicals and chemical products (by 14.9%), of paper and paper products (by 10.4%), of metal products (by 10.1%), of rubber and plastic products (by 9.6%), of food products (by 6.6%), of computer, electronic and optical products (by 5.3%), of furniture (by 5.0%), of other non-metallic mineral products (by 4.6%), of textiles as well as of electrical equipment (by 3.7% each), of beverages (by 3.0%), of other transport equipment (by 2.5%), of leather and related products (by 1.6%), of motor vehicles, trailers and semi-trailers (by 1.4%) as well as of pharmaceutical products (by 0.4%). The prices of manufacture of machinery and equipment remained at the similar level to that recorded in the previous year. However, the prices decreased, among other things, in manufacture: of tobacco products (by 1.9%), of wearing apparel as well as of printing and reproduction of recorded media (by 2.5% each). The prices in the section **electricity, gas, steam and air conditioning supply** increased in annual term by 5.5% and in the section **water supply; sewerage, waste management and remediation activities** - by 3.9%.

Chart 1. Prices changes of sold production of industry in 2020-2021 in relation to the previous period

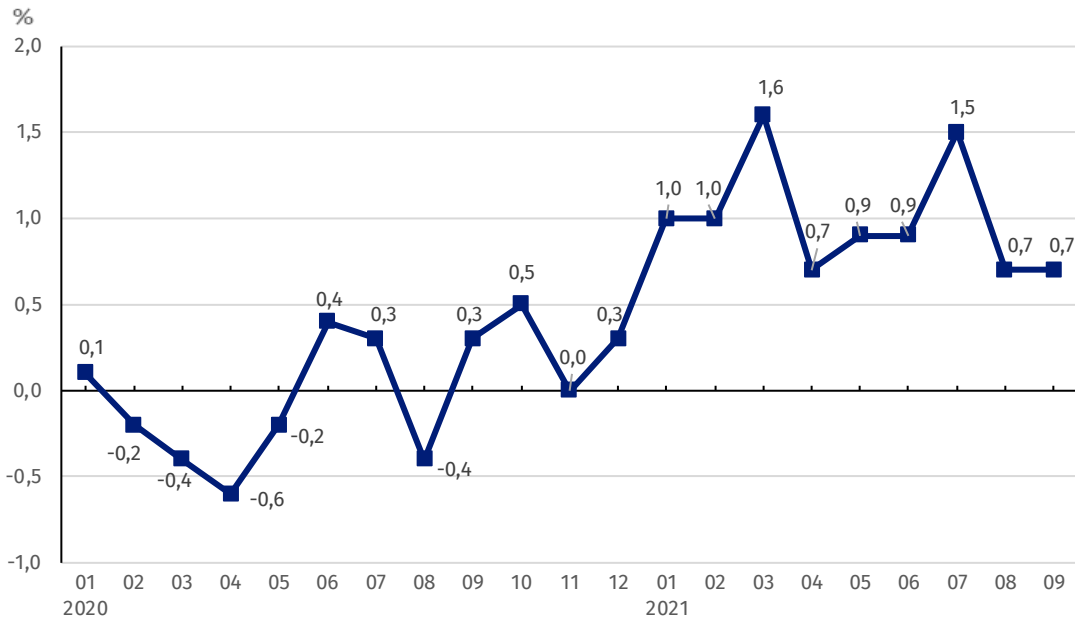
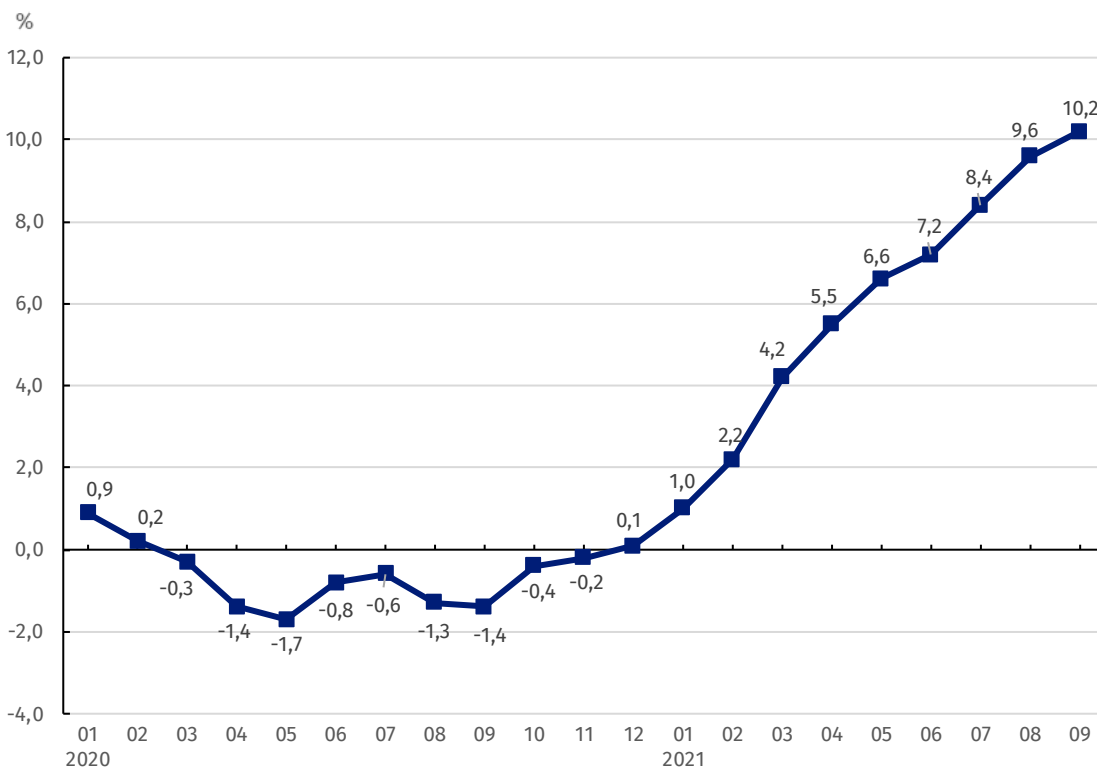
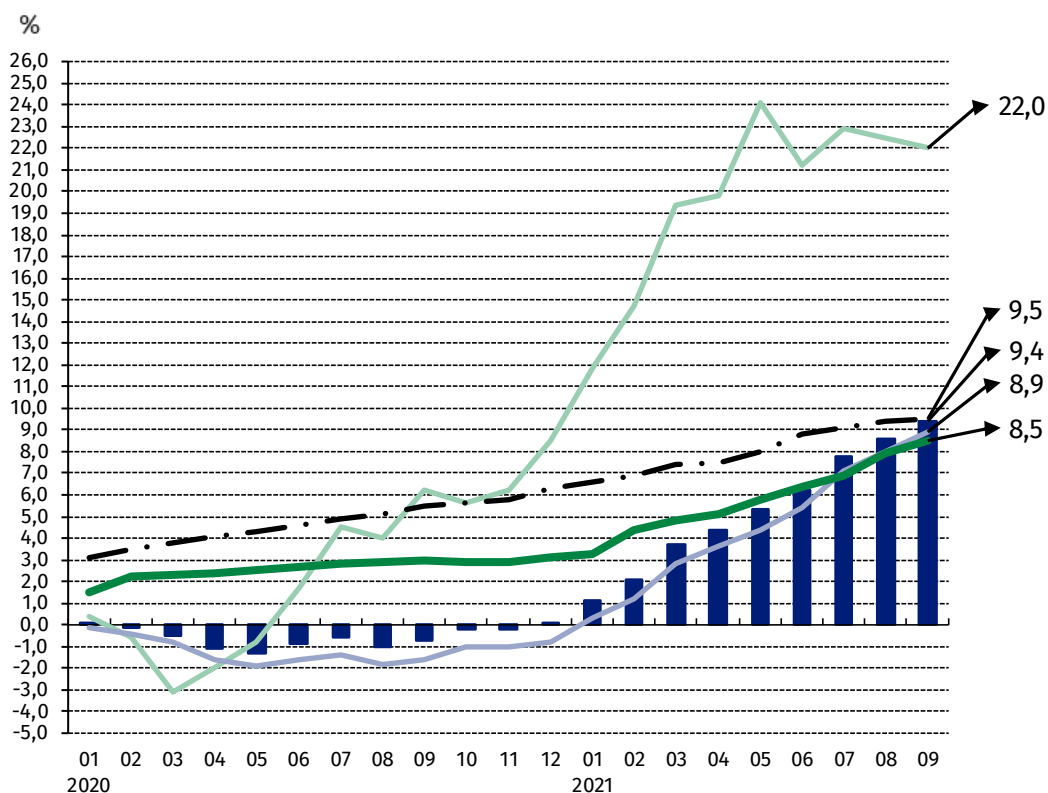


Chart 2. Prices changes of sold production of industry in 2020-2021 in relation to the same period of the previous year



In September this year, similar as in previous months 2021, the growing prices dynamics of sold production of industry was observed in annual terms

Chart 3. Prices changes of sold production of industry by sections NACE in 2020-2021 in relation to December 2019



- prices of sold production
- mining and quarrying
- manufacturing
- electricity, gas, steam and air conditioning supply
- water supply; sewerage, waste management and remediation activities

In case of quoting Statistics Poland data, please provide information: "Source of data: Statistics Poland", and in case of publishing calculations made on data published by Statistics Poland, please include the following disclaimer: "Own study based on figures from Statistics Poland".

Prepared by:

The Trade and Services Department

Director Ewa Adach-Stankiewicz

Office: tel. (+48 22) 608 31 24

Issued by:

**The Spokesperson for the President
of Statistics Poland**

Karolina Banaszek

Mobile: (+48) 695 255 011

Press Office

Office: tel. (+48 22) 608 34 91, 608 38 04

e-mail: obslugaprasowa@stat.gov.pl



www.stat.gov.pl/en/



[@StatPoland](https://twitter.com/StatPoland)



[@GlownyUrzadStatystyczny](https://www.facebook.com/GlownyUrzadStatystyczny)

Related information

[Statistical Bulletin](#)

[News Releases](#)

Data available in databases

[Analytical Platform - Knowledge Databases](#)

[Macroeconomic Data Bank](#)

[Prices indices \(Topics: Prices, Trade\)](#)

Terms used in official statistics

[Price index of sold production of industry](#)