

Price indices of sold production of industry in December 2020

22.01.2021

0.0%

producer prices in industry did not change compared to December 2019

According to preliminary data, in December 2020 the prices of sold production of industry remained at a level similar to that recorded in the corresponding month of the previous year and compared to November 2020 increased by 0.2%.

Table 1. Price indices of sold production of industry in December 2020

SPECIFICATION	XI 2020		XII 2020		I-XII 2020
	X 2020=100	corresponding period 2019=100	XI 2020=100	XI 2020=100	I-XII 2019=100
TOTAL	100.0	99.8	100.0	100.2	99.4
Mining and quarrying	100.6*	106.5*	108.4	102.1	102.4
Manufacturing	100.0	99.1	99.1	100.1	98.8
Electricity, gas, steam and air conditioning supply	100.0*	102.5	103.1	100.2	102.6
Water supply; sewerage, waste management and remediation activities	100.2	106.3	106.1	100.3	106.0

* Data revised.

According to preliminary data, **the prices of sold production of industry** in December 2020 increased by 0.2% compared to last month. The highest growth of prices was recorded in the section **mining and quarrying** - by 2.1%, of which in mining of metal ores- by 3.9% and in mining of coal and lignite - by 0.5%. The prices increased also in the section **water supply; sewerage, waste management and remediation activities** - by 0.3% and in the section **electricity, gas, steam and air conditioning supply** - by 0.2%. The prices in the section **manufacturing** increased by 0.1% , with multidirectional price changes in individual divisions. The prices the most increased in manufacture of coke and refined petroleum products (by 7.7%). The prices growth was recorded also, among others, in manufacture: of basic metals (by 0.7%), of wearing apparel (by 0.4%), of chemicals and chemical products (by 0.3%) and of tobacco products (by 0.1%). The prices in manufacture of electrical equipment remained at a level similar to that recorded in the previous month. However, the prices decreased, among other things, in manufacture: of products of wood, cork, straw and wicker as well as of machinery and equipment (by 0.1% each), of beverages as well as of metal products and of furniture (by 0.2% each), of paper and paper products, of printing and reproduction of recorded media and of other non-metallic mineral products (by 0.3% each), of textiles as well as of rubber and plastic products (by 0.4% each), of food products and of pharmaceutical products as well as of motor vehicles, trailers and semi-trailers (by 0.5% each), of leather and related products as well as of other transport equipment (by 0.6% each). The deepest drop of prices was recorded in manufacture of computer, electronic and optical products (by 0.8%).

Among divisions of manufacturing in December 2020 in comparison with the previous month, the prices the most increased in manufacture of coke and refined petroleum products

In December 2020 **the prices of sold production of industry** compared to December 2019 remained at an unchanged level, with multidirectional prices movements in individual sections of industry. The prices in **manufacturing** dropped by 0.9%. Among divisions of manufacturing the producers the most decreased prices in manufacture of coke and refined petroleum products (by 15.1%). The prices were also lower in annual term, among other things, in manufacture: of printing and reproduction of recorded media (by 2.0%), of food products (by 1.7%), of beverages (by 1.3%), of furniture (by 0.9%), of rubber and plastic products (by 0.8%), of textiles and of wearing apparel (by 0.7% each), of paper and paper products (by 0.6%) as well as of chemicals and chemical products (by 0.4%). However, higher prices than last year were, among other things, in manufacture: of other non-metallic mineral products as well as of computer, electronic and optical products (by 0.2% each), of electrical equipment (by 0.9%), of metal products (by 1.2%), of machinery and equipment (by 1.3%), of leather and related products (by 1.8%), of products of wood, cork, straw and wicker (by 2.0%), of other transport equipment (by 3.0%), of motor vehicles, trailers and semi-trailers as well as of pharmaceutical products and of tobacco products (by 3.1% each). The highest growth of prices in annual term was recorded in manufacture of basic metals (by 3.7%). The prices in the section **mining and quarrying** increased by 8.4%, of which in mining of metal ores- by 23.1%, with the prices drop in mining of coal and lignite - by 1.9%. The prices in the section **water supply; sewerage, waste management and remediation activities** increased- by 6.1% as well as in the section **electricity, gas, steam and air conditioning supply** - by 3.1%.

Among divisions of manufacturing in December 2020, compared to the same month of the previous year, the most increased prices in manufacture of basic metals

Chart 1. Prices changes of sold production of industry in 2019-2020 in relation to the previous period (in %)

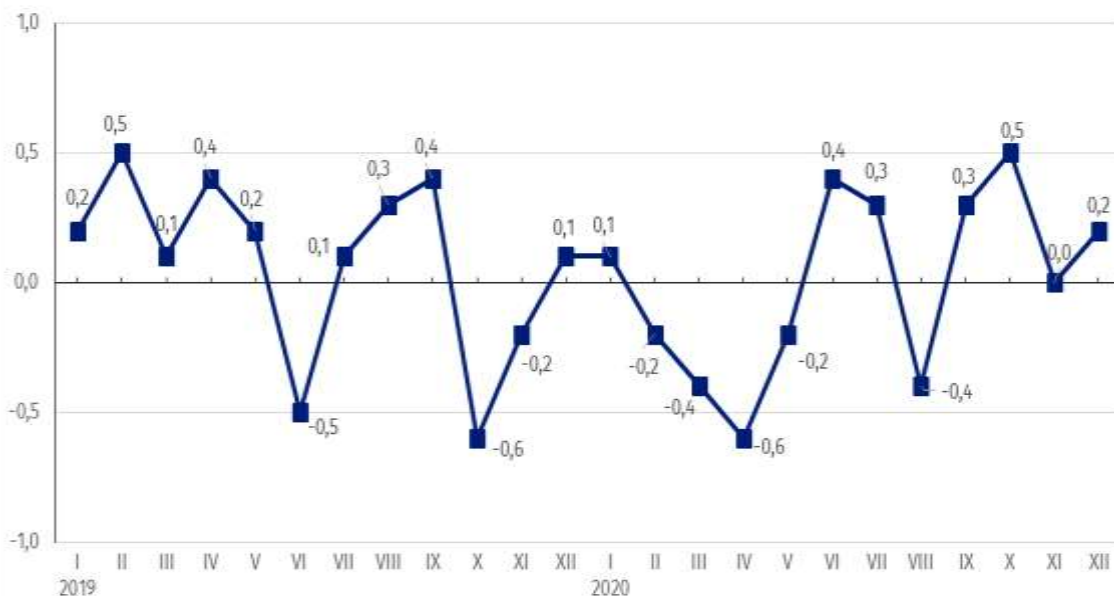


Chart 2. Prices changes of sold production of industry in 2019-2020 in relation to the same period of the previous year (in %)

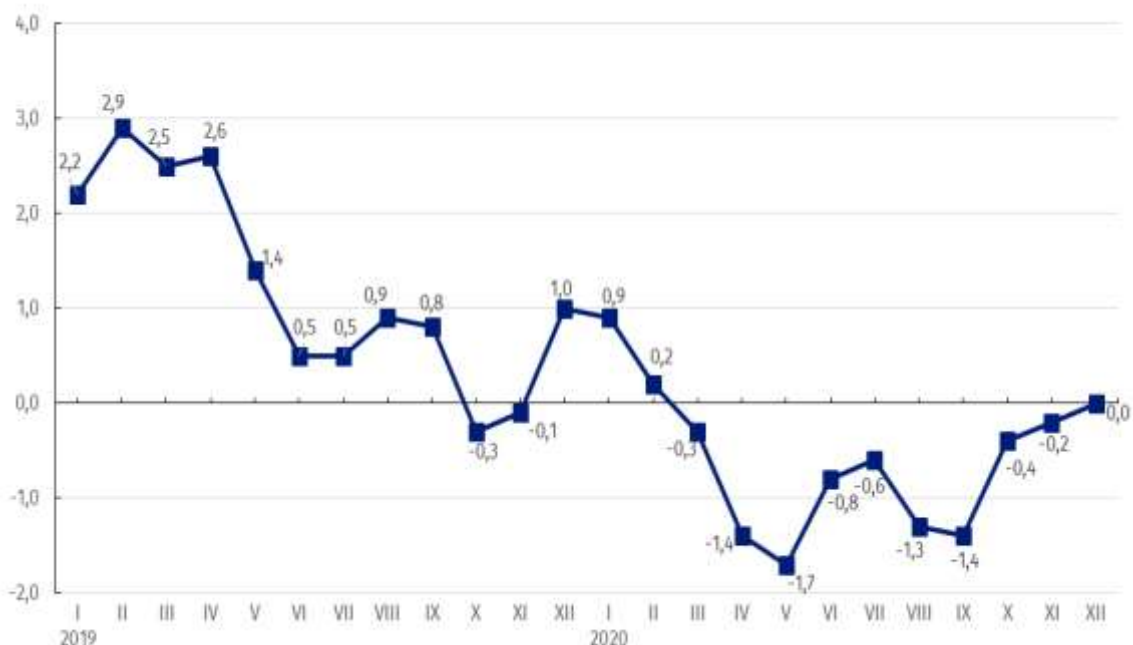
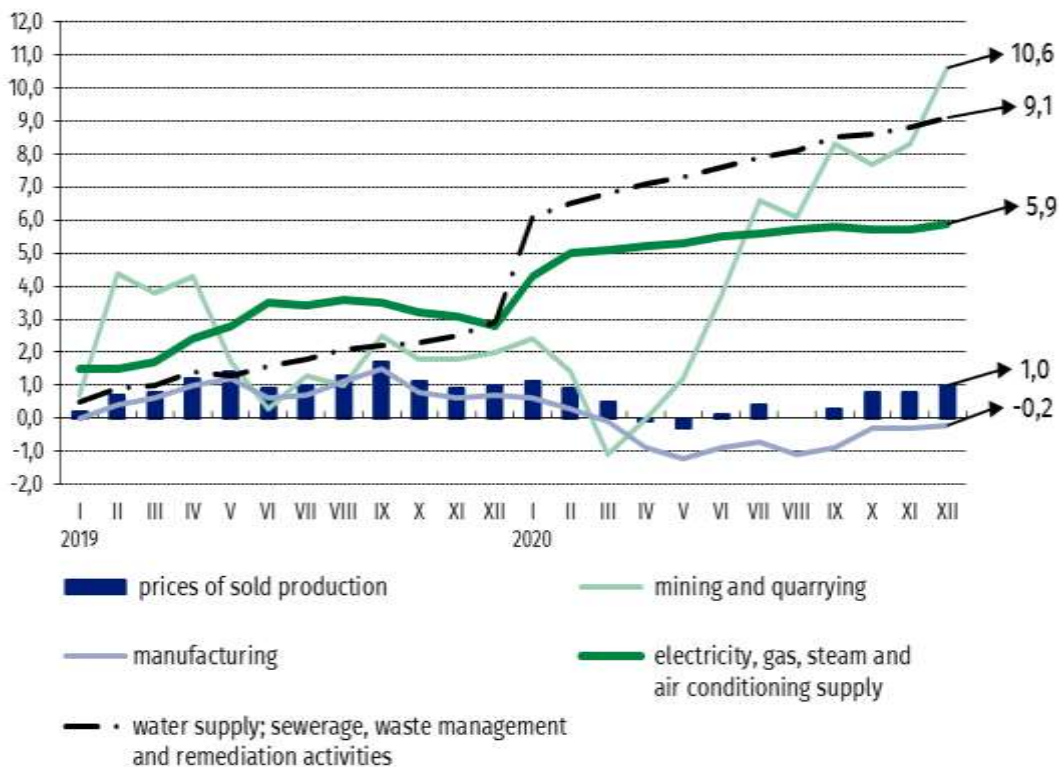


Chart 3. Prices changes of sold production of industry by sections NACE in 2019-2020 in relation to December 2018 (in %)



In case of quoting Statistics Poland data, please provide information: "Source of data: Statistics Poland", and in case of publishing calculations made on data published by Statistics Poland, please include the following disclaimer: "Own study based on figures from Statistics Poland".

Prepared by:

**The Trade and Services Department
Director Ewa Adach-Stankiewicz**

Office: tel. (+48 22) 608 31 24

Issued by:

**The Spokesperson for the President
of Statistics Poland**

Karolina Banaszek

Mobile: (+48) 695 255 011

Press Office

Office: tel. (+48 22) 608 34 91, 608 38 04

e-mail: obslugaprasowa@stat.gov.pl



www.stat.gov.pl/en/



[@StatPoland](https://twitter.com/StatPoland)



[@GlownyUrzadStatystyczny](https://www.facebook.com/GlownyUrzadStatystyczny)

Related information

[Statistical Bulletin](#)

[News Releases](#)

Data available in databases

[Analytical Platform - Knowledge Databases](#)

[Macroeconomic Data Bank](#)

[Prices indices \(Topics: Prices, Trade\)](#)

Terms used in official statistics

[Price index of sold production of industry](#)