

Price indices of sold production of industry in November 2020

18.12.2020


0.2%

the drop of producer prices in industry in comparison with November 2019

According to preliminary data, in November 2020 the prices of sold production of industry decreased in comparison with the corresponding month of the previous year by 0.2%, and compared to October 2020, they remained at a level similar to that recorded a month ago.

Table 1. Price indices of sold production of industry in November 2020

SPECIFICATION	X 2020		XI 2020		I-XI 2020
	IX 2020=100	corresponding period 2019=100	X 2020=100	XII 2019=100	I-XI 2019
TOTAL	100.5*	99.6	99.8	100.0	99.8
Mining and quarrying	99.4	105.8	106.4	100.5	106.1
Manufacturing	100.6*	98.9*	99.1	100.0	99.0
Electricity, gas, steam and air conditioning supply	99.9	102.4	102.5	99.9	102.8
Water supply; sewerage, waste management and remediation activities	100.1*	106.3*	106.3	100.2	105.8

* Data revised.

According to preliminary data, **the prices of sold production of industry** in November 2020 compared to last month remained unchanged. The prices in the section **mining and quarrying** increased by 0.5%, of which in mining of metal ores- by 2.1%, with the prices drop in mining of coal and lignite - by 0.9%. The prices increased also in the section **water supply; sewerage, waste management and remediation activities** - by 0.2%. In the section **manufacturing**, prices remained at a level similar to that recorded in the previous month, with multidirectional price changes in individual divisions. The prices the most increased in manufacture of coke and refined petroleum products (by 1.4%). The prices growth was recorded also, among others, in manufacture: of computer, electronic and optical products (by 0.8%), of pharmaceutical products as well as of basic metals (by 0.6% each), of chemicals and chemical products (by 0.5%), of products of wood, cork, straw and wicker (by 0.2%), of rubber and plastic products (by 0.1%). The prices in manufacture of metal products did not change. However, the prices decreased, among other things, in manufacture: of beverages as well as of electrical equipment (by 0.1% each), of wearing apparel as well as of other non-metallic mineral products and of machinery and equipment (by 0.2% each), of food products and of printing and reproduction of recorded media as well as of furniture and of other transport equipment (by 0.3% each), of leather and related products as well as of paper and paper products (by 0.4% each), of motor vehicles, trailers and semi-trailers (by 0.5%), of textiles (by 0.6%), of tobacco products (by 0.8%). The prices in the section **electricity, gas, steam and air conditioning supply** decreased (by 0.1%).

Among divisions of manufacturing in November 2020 in comparison with the previous month, the prices the most increased in manufacture of coke and refined petroleum products- by 1.4%

In November 2020 **the prices of sold production of industry** were lower by 0.2% than a year earlier. The deepest drop of prices was recorded in **manufacturing** - by 0.9%. Among divisions of manufacturing the producers the most decreased prices in manufacture of coke and refined petroleum products (by 19.7%). The prices were also lower in annual term, among other things, in manufacture: of chemicals and chemical products (by 1.7%), of printing and reproduction of recorded media (by 1.5%), of paper and paper products as well as of furniture (by 1.2% each), of beverages and of wearing apparel as well as of rubber and plastic products (by 0.7% each), of food products (by 0.3%). However, higher prices than last year were, among other things, in manufacture: of computer, electronic and optical products (by 0.2%), of textiles (by 0.6%), of other non-metallic mineral products as well as of basic metals (by 0.8% each), of metal products (by 1.1%), of electrical equipment (by 1.2%), of machinery and equipment (by 1.3%), of products of wood, cork, straw and wicker (by 1.5%), of leather and related products as well as of pharmaceutical products (by 3.0% each), of other transport equipment (by 3.1%), of tobacco products (by 3.3%) as well as of motor vehicles, trailers and semi-trailers (by 3.9%). The prices in the section **electricity, gas, steam and air conditioning supply** rose by 2.5%. The prices in the section **water supply; sewerage, waste management and remediation activities** increased by 6.3%. The highest growth of prices in annual term was recorded in **mining and quarrying** - by 6.4%, of which in mining of metal ores- by 21.7%, with the prices drop in mining of coal and lignite - by 4.6%.

In November 2020, compared to the same month of the previous year, the deepest decrease in prices was recorded in manufacture of coke and refined petroleum products- by 19.7 %

Chart 1. Prices changes of sold production of industry in 2019-2020 in relation to the previous period (in %)

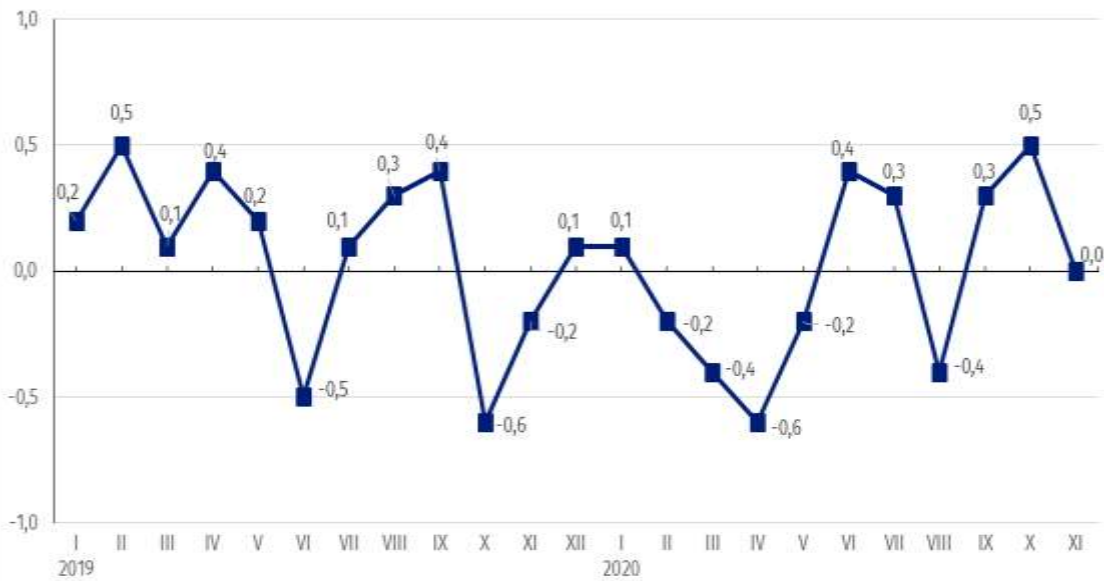


Chart 2. Prices changes of sold production of industry in 2019-2020 in relation to the same period of the previous year (in %)

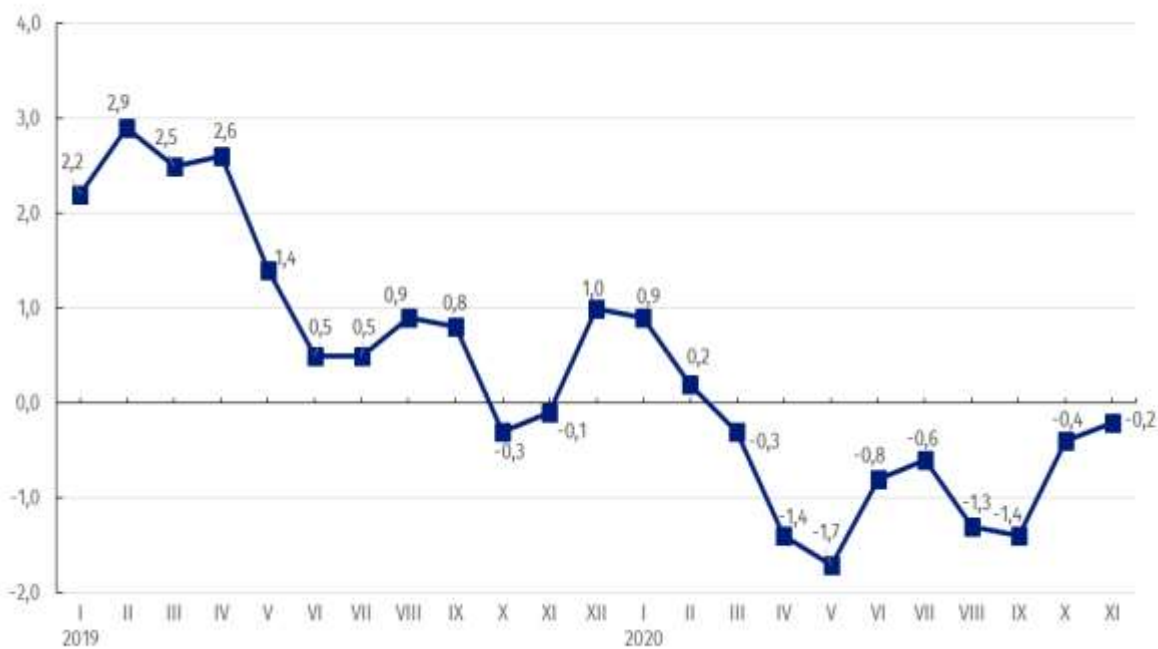
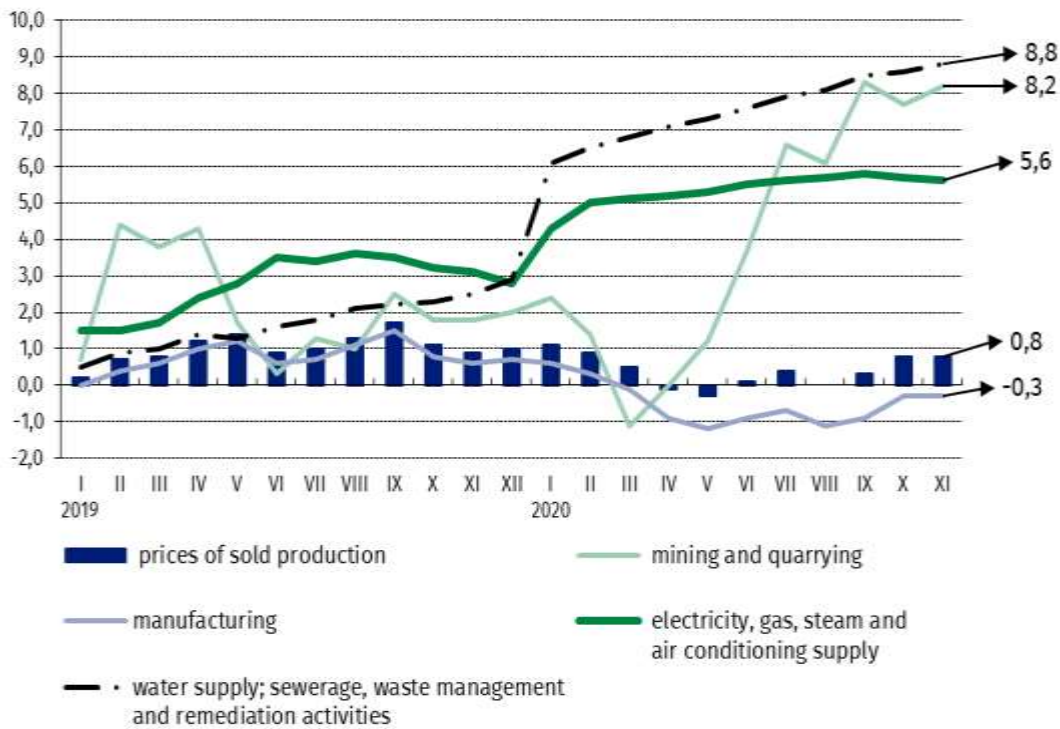


Chart 3. Prices changes of sold production of industry by sections NACE in 2019-2020 in relation to December 2018 (in %)



In case of quoting Statistics Poland data, please provide information: "Source of data: Statistics Poland", and in case of publishing calculations made on data published by Statistics Poland, please include the following disclaimer: "Own study based on figures from Statistics Poland".

Prepared by:

**The Trade and Services Department
Director Ewa Adach-Stankiewicz**

Office: tel. (+48 22) 608 31 24

Issued by:

**The Spokesperson for the President
of Statistics Poland**

Karolina Banaszek

Mobile: (+48) 695 255 011

Press Office

Office: tel. (+48 22) 608 34 91, 608 38 04

e-mail: obslugaprasowa@stat.gov.pl



www.stat.gov.pl/en/



[@StatPoland](https://twitter.com/StatPoland)



[@GlownyUrzadStatystyczny](https://www.facebook.com/GlownyUrzadStatystyczny)

Related information

[Statistical Bulletin](#)

[News Releases](#)

Data available in databases

[Analytical Platform - Knowledge Databases](#)

[Macroeconomic Data Bank](#)

[Prices indices \(Topics: Prices, Trade\)](#)

Terms used in official statistics

[Price index of sold production of industry](#)