

# Price indices of residential premises in the fourth quarter of 2023

04.04.2024

 **13.0%**

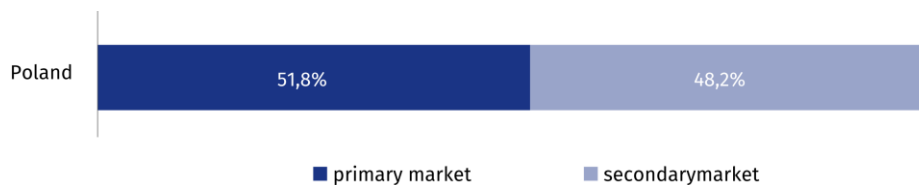
Increase in prices of residential premises compared to the 4th quarter of 2022

In the fourth quarter of 2023 prices of residential premises in Poland, compared to the third quarter of 2023, increased by 4.8%. On the primary market the increase amounted 6.3% and on the secondary market – 3.3%. Compared to the corresponding quarter of 2022, prices of residential premises increased by 13.0% (of which on the primary market – by 14.3% and on the secondary market – by 11.6%).

Table 1. Price indices of residential premises in the fourth quarter of 2023

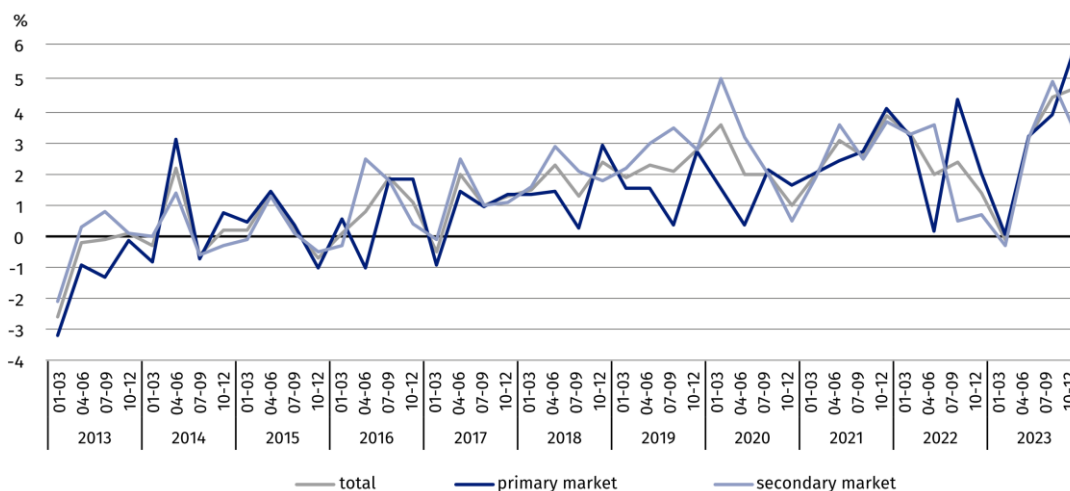
Specification	Q4 2023		
	Q3 2023=100	Q4 2022=100	2015=100
Total	104.8	113.0	191.7
Primary market	106.3	114.3	180.6
Secondary market	103.3	111.6	200.5

Chart 1. Weighting system used in the compilations of price indices of residential premises in 2023

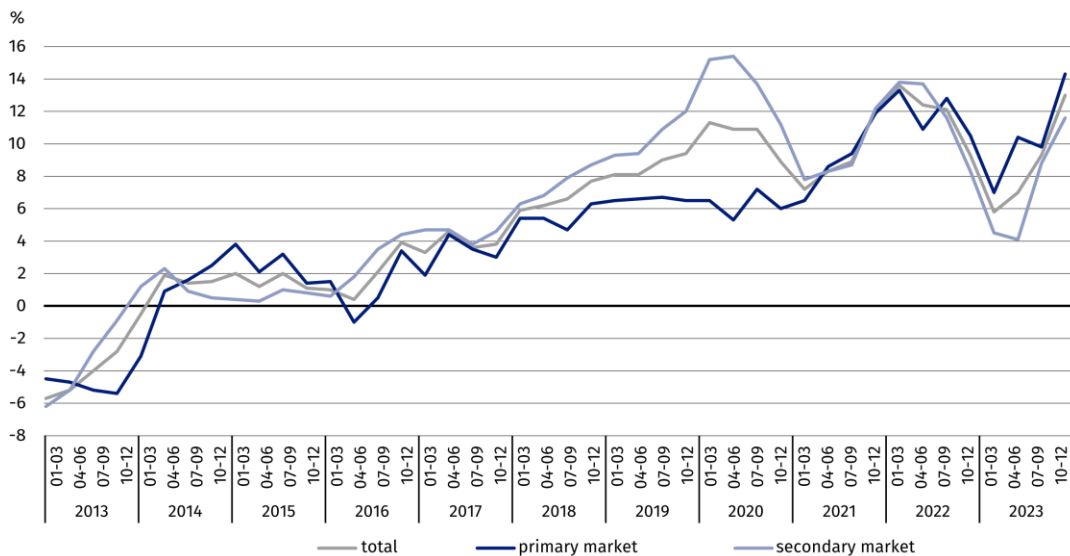


For compiling price indices of residential premises in 2023, the primary market is assigned a weight of 51.8% and the secondary market – 48.2%

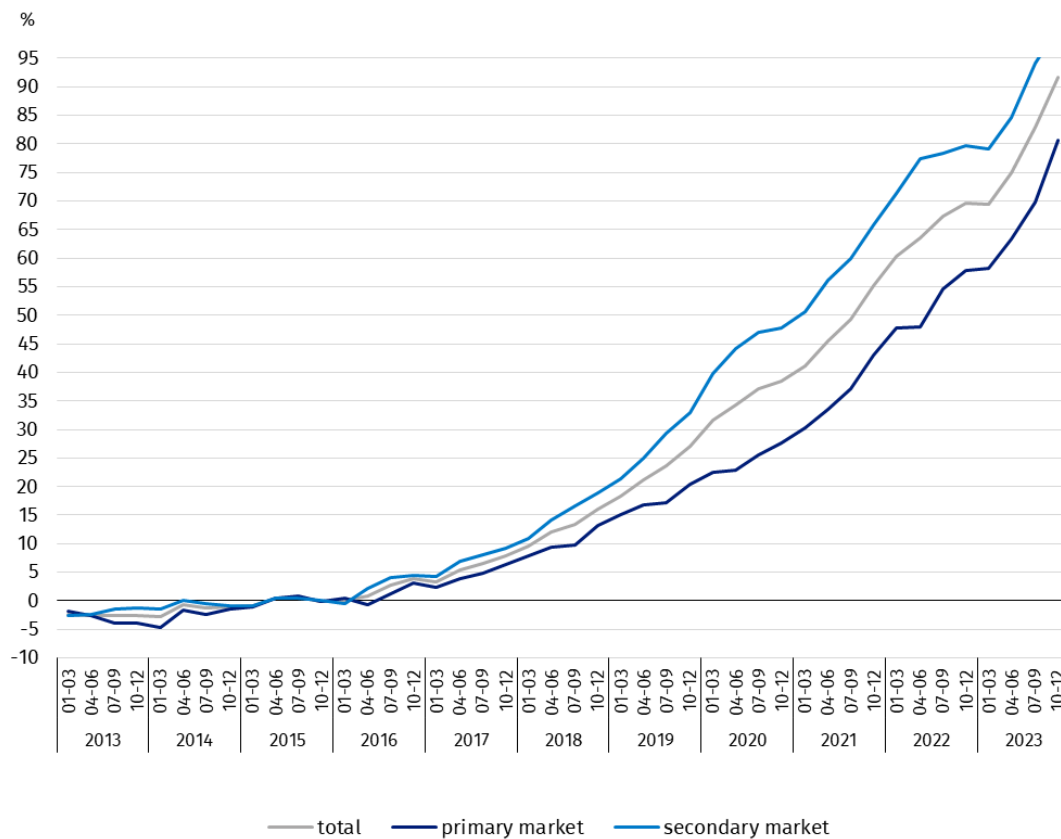
Chart 2. Quarterly changes in prices of residential premises compared to the previous quarter



**Chart 3. Quarterly changes in prices of residential premises compared to the corresponding quarter of the previous year**



**Chart 4. Quarterly changes in prices of residential premises compared to 2015**



In the fourth quarter of 2023 prices of residential premises were by 91.7% higher compared to the average price for 2015 (of which on the primary market – by 80.6% and on the secondary market – by 100.5%)

**Table 2. Price indices of residential premises by voivodships in the fourth quarter of 2023**

Specification	Q4 2023	
	Q3 2023=100	Q4 2022=100
Poland	104.8	113.0
Dolnośląskie	105.3	118.3
Kujawsko-Pomorskie	105.9	114.7
Lubelskie	102.3	115.0
Lubuskie	105.3	115.0
łódzkie	103.9	112.3
Małopolskie	107.9	118.6
Mazowieckie	104.9	110.6
Opolskie	106.1	116.7
Podkarpackie	106.7	115.5
Podlaskie	107.0	111.1
Pomorskie	102.4	110.8
Śląskie	105.4	112.7
Świętokrzyskie	104.5	109.4
Warmińsko-Mazurskie	105.2	117.0
Wielkopolskie	105.3	112.1
Zachodniopomorskie	99.6	101.2

In the fourth quarter of 2023, the highest increase in prices of residential premises, compared to the previous quarter, was recorded in the Małopolskie Voivodship (by 7.9%), while a price decrease was observed in the Zachodniopomorskie Voivodship (by 0.4%)

In case of quoting Statistics Poland data, please provide information: "Source of data: Statistics Poland", and in case of publishing calculations made on data published by Statistics Poland, please include the following disclaimer: "Own study based on figures from Statistics Poland".

Prepared by:  
**Statistical Office in Szczecin**  
**Deputy director Katarzyna Dmitrowicz-Życka**  
Phone: (+48 91) 459 77 00

Issued by:  
**The Spokesperson for the President  
of Statistics Poland**  
**Karolina Banaszek**  
Phone: (+48) 695 255 011

#### **Press Office**

Phone: (+48 22) 608 38 04

**e-mail: [obslugaprasowa@stat.gov.pl](mailto:obslugaprasowa@stat.gov.pl)**



[www.stat.gov.pl/en/](http://www.stat.gov.pl/en/)



[@StatPoland](https://twitter.com/StatPoland)



[@GlownyUrzadStatystyczny](https://www.facebook.com/GlownyUrzadStatystyczny)



[gus\\_stat](https://www.instagram.com/gus_stat)



[glownyurządstatystyczny](https://www.youtube.com/glownyurządstatystyczny)



[glownyurządstatystyczny](https://www.linkedin.com/company/glownyurządstatystyczny)

#### **Related information**

[Price indices of residential premises by voivodships](#)

[Price of one square meter of usable floor space of a residential building](#)

[Real estate sales in 2022](#)

#### **Data available in databases**

[Knowledge Databases \(DBW\) Prices](#)

[Local Data Bank – Real Estate Market](#)

#### **Terms used in official statistics**

[Real estate turnover](#)

[Real Estate Price Register](#)

[Premises](#)

[Price indices of residential premises](#)