

Price indices of residential premises in the second quarter of 2023

03.10.2023

 **7.0%**

Increase in prices of residential premises compared to the 2nd quarter of 2022

Prices of residential premises in the second quarter of 2023, compared to the first quarter of 2023, increased by 3.2% with the price increase on the primary market (by 3.3%) and secondary market (by 3.2%). Compared to the corresponding quarter of 2022, prices of residential premises increased by 7.0% (of which on the primary market - by 10.4% and on the secondary market - by 4.1%).

Table 1. Price indices of residential premises in the first quarter of 2023

Specification	Q2 2023		
	Q1 2023=100	Q2 2022=100	2015=100
Total	103.2	107.0	175.0
Primary market	103.3	110.4	163.4
Secondary market	103.2	104.1	184.7

Chart 1. Weighting system used in the compilations of price indices of residential premises in 2023



For compiling price indices of residential premises in 2023, the primary market is assigned a weight of 51.8% and the secondary market – 48.2%

Chart 2. Quarterly changes in prices of residential premises compared to the previous quarter

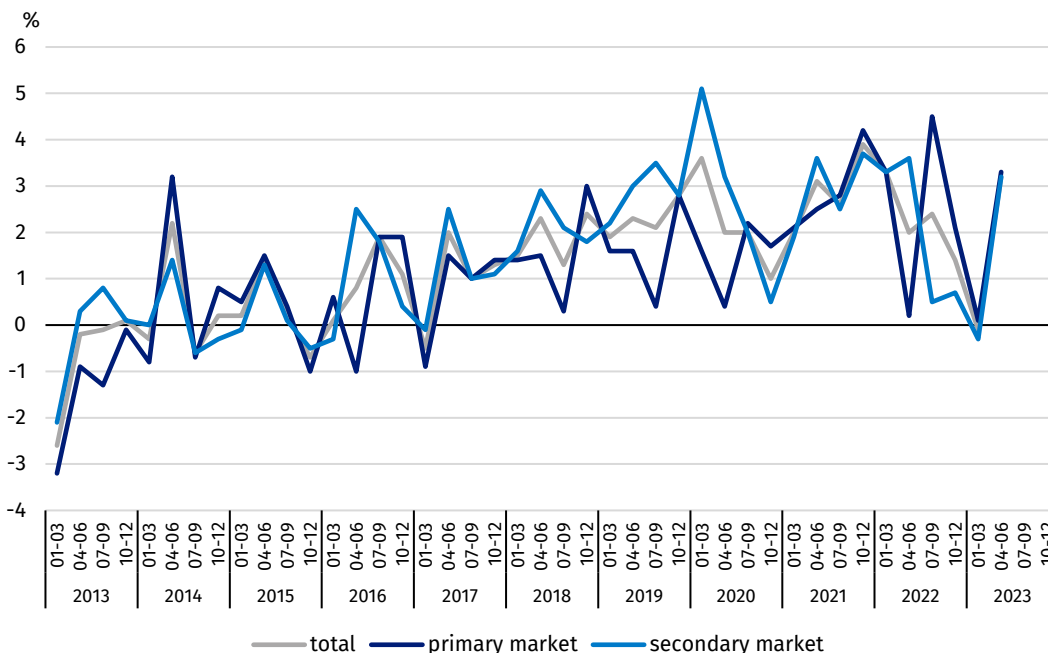


Chart 3. Quarterly changes in prices of residential premises compared to the corresponding quarter of the previous year

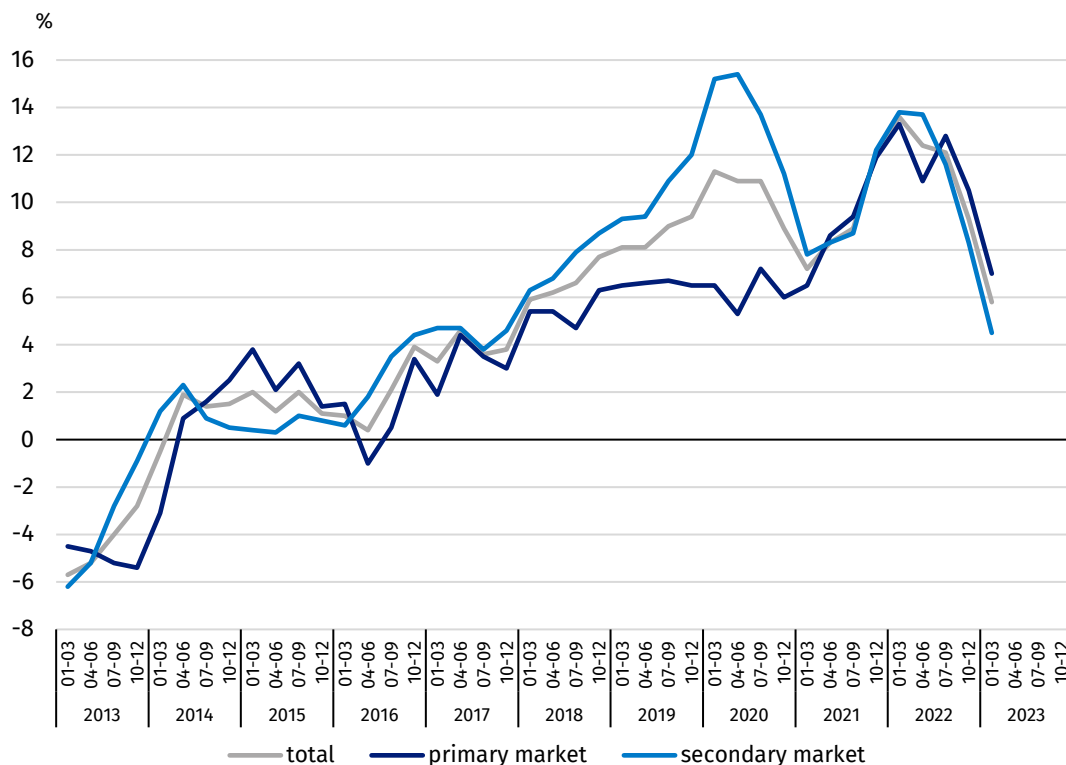
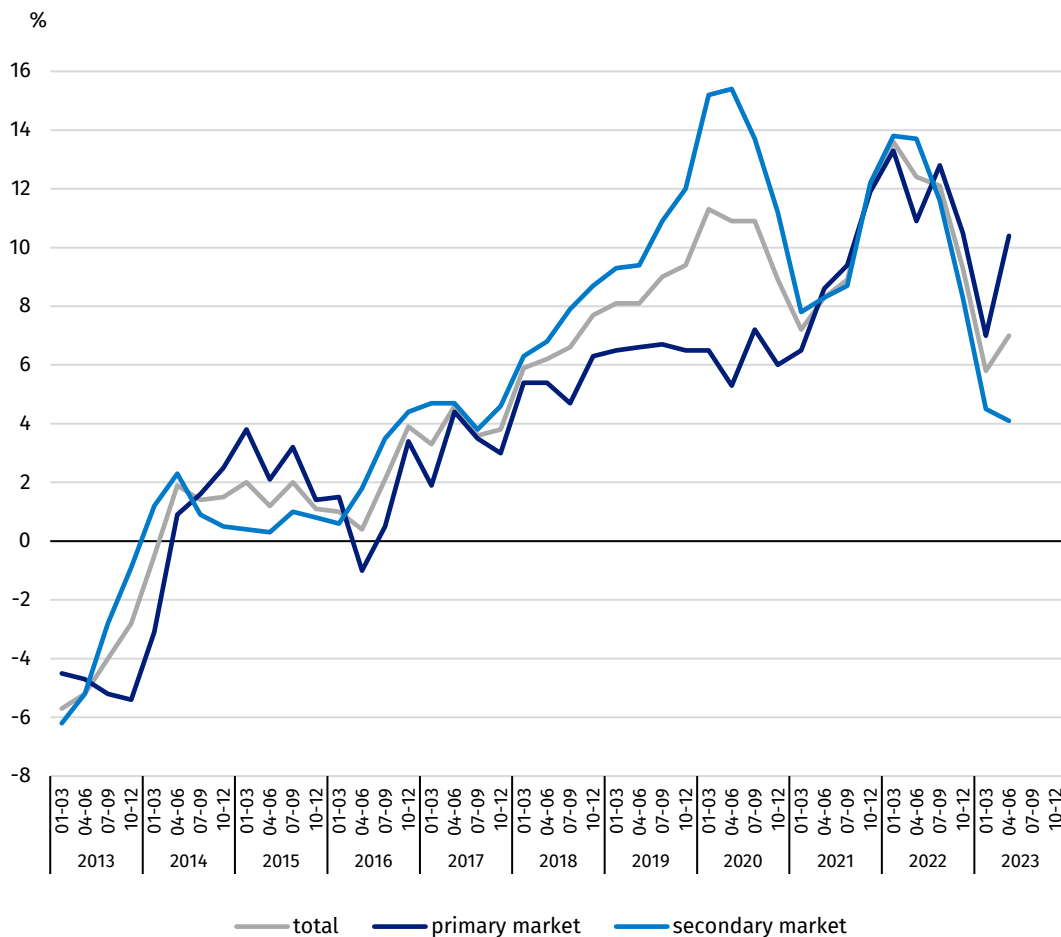


Chart 4. Quarterly changes in prices of residential premises compared to 2015



Prices of residential premises in the second quarter of 2023 were by 75.0% higher compared to the average price for 2015 (of which on the primary market – by 63.4% and on the secondary market – by 84.7%)

Table 2. Price indices of residential premises by voivodships in the second quarter of 2023

Specification	Q2 2023	
	Q1 2023=100	Q2 2022=100
Poland	103.2	107.0
Dolnośląskie	107.1	112.1
Kujawsko-Pomorskie	101.5	105.1
Lubelskie	104.6	108.5
Lubuskie	100.3	105.1
łódzkie	101.8	106.5
Małopolskie	101.1	109.4
Mazowieckie	104.4	108.1
Opolskie	104.0	109.2
Podkarpackie	103.1	110.5
Podlaskie	98.0	103.1
Pomorskie	103.4	104.8
Śląskie	103.0	103.8
Świętokrzyskie	102.5	105.6
Warmińsko-Mazurskie	106.3	105.4
Wielkopolskie	101.4	106.6
Zachodniopomorskie	100.2	100.4

In the 2nd quarter of 2023, compared to the previous quarter, the highest increase in prices of residential premises was recorded in the Dolnośląskie Voivodship (by 7.1%). The highest price decrease was observed in the Podlaskie Voivodship (by 2.0%)

In case of quoting Statistics Poland data, please provide information: "Source of data: Statistics Poland", and in case of publishing calculations made on data published by Statistics Poland, please include the following disclaimer: "Own study based on figures from Statistics Poland".

Prepared by:
Trade and Services Department
Director Ewa Adach - Stankiewicz
Phone: (+48 22) 608 31 24

Issued by:
**The Spokesperson for the President
of Statistics Poland**
Karolina Banaszek
Phone: (+48) 695 255 011

Press Office

Phone: (+48 22) 608 38 04

e-mail: obslugaprasowa@stat.gov.pl



www.stat.gov.pl/en/



[@StatPoland](https://twitter.com/StatPoland)



[@GlownyUrzadStatystyczny](https://www.facebook.com/GlownyUrzadStatystyczny)



[gus_stat](https://www.instagram.com/gus_stat)



[glownyurządstatystycznygus](https://www.youtube.com/glownyurządstatystycznygus)



[glownyurządstatystyczny](https://www.linkedin.com/company/glownyurządstatystyczny)

Related information

[Price indices of residential premises by voivodships](#)

[Price of one square meter of usable floor space of a residential building](#)

[Real estate sales in 2021](#)

Data available in databases

[Knowledge Databases \(DBW\) Prices](#)

[Local Data Bank – Real Estate Market](#)

Terms used in official statistics

[Real estate turnover](#)

[Real estate Price Register](#)

[Premises](#)

[Price indices of residential premises](#)