

Price indices of residential premises in the first quarter of 2021

05.07.2022

 **13.6%**

Increase in prices of residential premises compared to the 1st quarter of 2021

Prices of residential premises in the first quarter of 2022, compared to the fourth quarter of 2021, increased by 3.3% with the same price increase both on the primary market and on the secondary market. Compared to the corresponding quarter of 2021, prices of residential premises increased by 13.6% (of which on the primary market - by 13.3% and on the secondary market - by 13.8%).

Table 1. Price indices of residential premises in the first quarter of 2022

Specification	Q1 2022		
	Q4 2021=100	Q1 2021=100	2015=100
Total	103.3	113.6	160.3
Primary market	103.3	113.3	147.7
Secondary market	103.3	113.8	171.4

Chart 1. Weighting system used in the compilations of price indices of residential premises in 2022



When compiling price indices of residential premises in 2022, the secondary market is assigned a weight of 52.8% and the primary market – 47,2%

Chart 2. Quarterly changes in prices of residential premises compared to the previous quarter

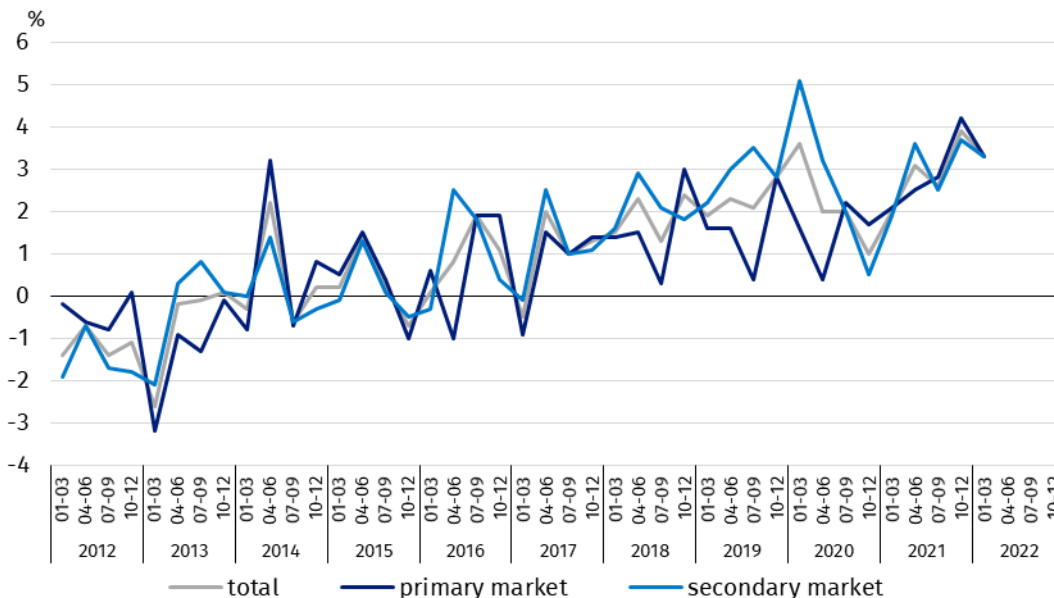


Chart 3. Quarterly changes in prices of residential premises compared to the corresponding quarter of the previous year

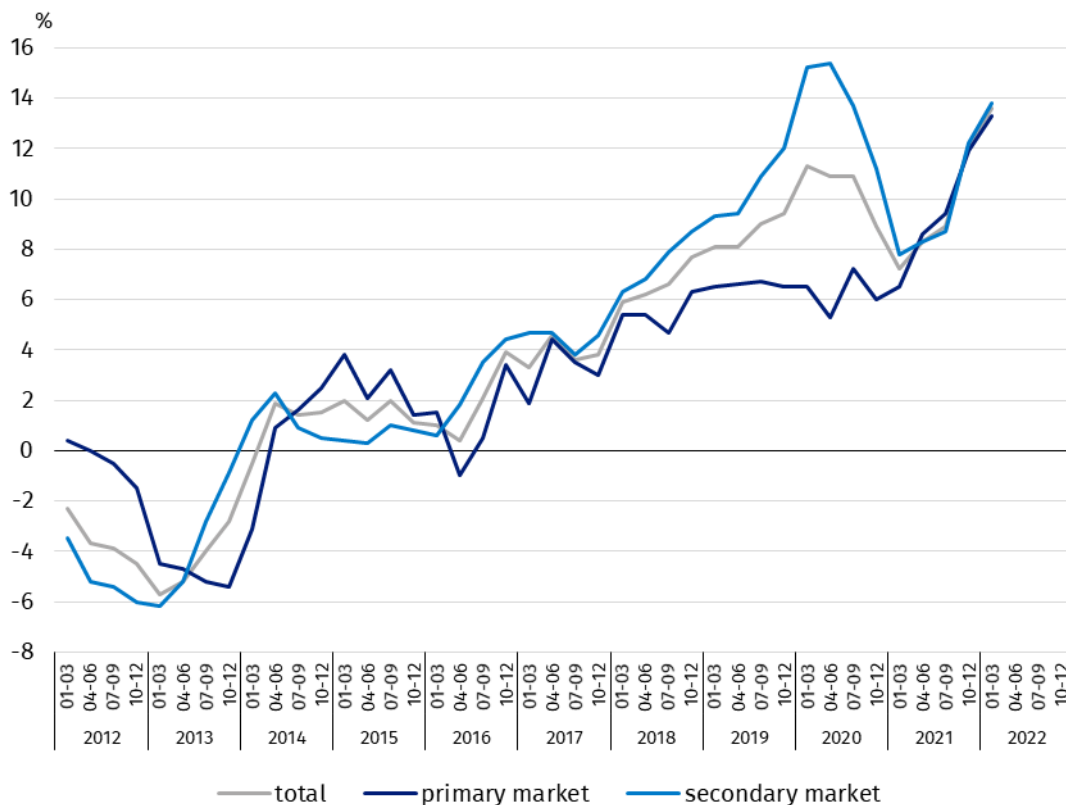
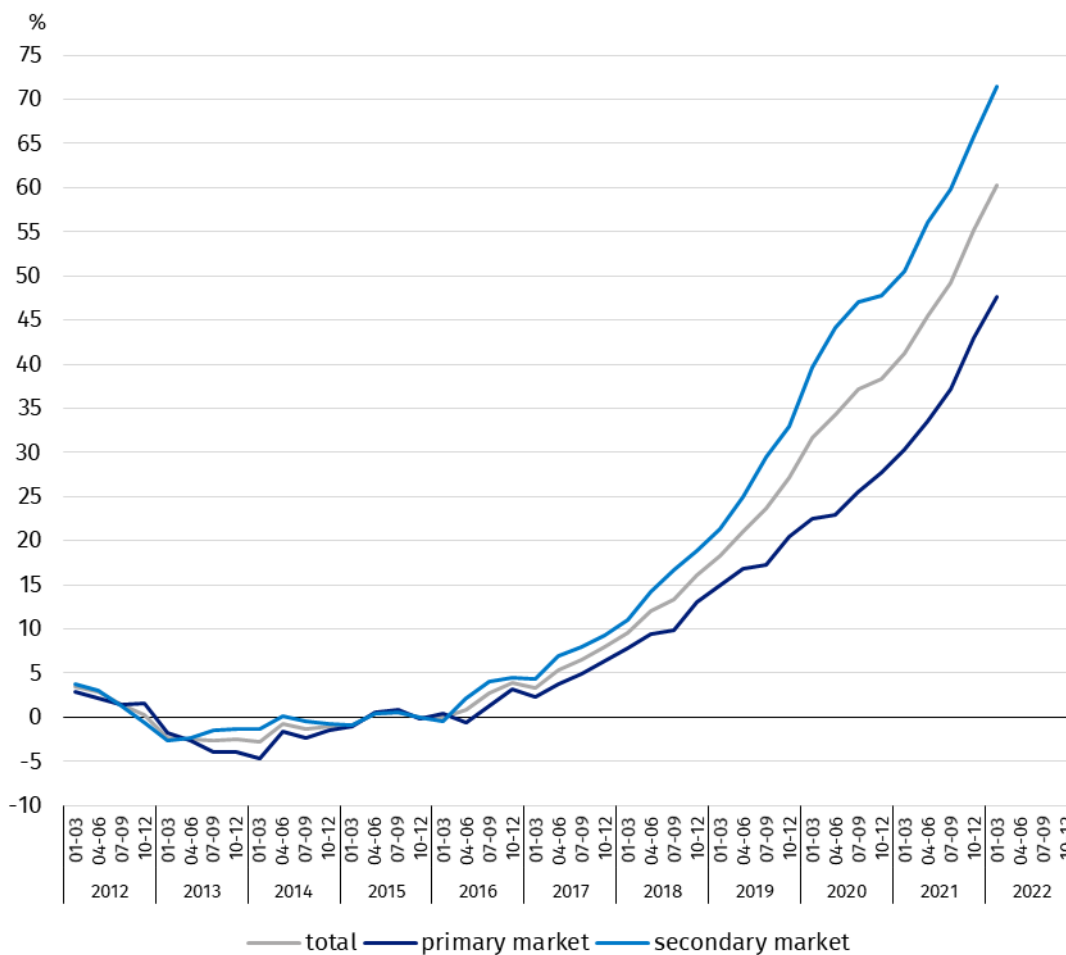


Chart 4. Quarterly changes in prices of residential premises compared to 2015



Prices of residential premises in the second quarter of 2021 were by 60.3% higher compared to the average price for 2015 (of which on the primary market – by 47.7% and on the secondary market – by 71.4%)

Table 2. Price indices of residential premises by voivodships in the first quarter of 2022

Specification	Q1 2022	
	Q4 2021=100	Q1 2021=100
Poland	103.3	113.6
Dolnośląskie	105.4	115.6
Kujawsko-Pomorskie	101.8	107.9
Lubelskie	103.6	112.5
Lubuskie	101.6	109.7
łódzkie	101.1	111.2
Małopolskie	102.4	114.5
Mazowieckie	103.2	114.2
Opolskie	104.7	111.7
Podkarpackie	101.8	107.3
Podlaskie	103.5	111.0
Pomorskie	104.0	113.8
Śląskie	102.6	114.6
Świętokrzyskie	102.8	112.7
Warmińsko-Mazurskie	101.6	111.6
Wielkopolskie	102.8	111.9
Zachodniopomorskie	105.1	117.8

In the 1st quarter of 2022, compared to the 1st quarter of 2021, the highest increase in prices of residential premises was recorded in the Zachodniopomorskie Voivodship (by 17.8%), but the lowest growth was in the Podkarpackie Voivodship (by 7.3%)

In case of quoting Statistics Poland data, please provide information: "Source of data: Statistics Poland". and in case of publishing calculations made on data published by Statistics Poland, please include the following disclaimer: "Own study based on figures from Statistics Poland".

Prepared by:
Trade and Services Department
Director Ewa Adach - Stankiewicz
Phone: (+48 22) 608 31 24

Issued by:
**The Spokesperson for the President
of Statistics Poland**
Karolina Banaszek
Phone: (+48) 695 255 011

Press Office

Phone: (+48 22) 608 38 04

e-mail: obslugaprasowa@stat.gov.pl

-  www.stat.gov.pl/en/
-  [@StatPoland](https://twitter.com/StatPoland)
-  [@GlownyUrzadStatystyczny](https://www.facebook.com/GlownyUrzadStatystyczny)
-  [gus_stat](https://www.instagram.com/gus_stat)
-  [glownyurządstatystycznygus](https://www.youtube.com/glownyurządstatystycznygus)
-  [glownyurządstatystyczny](https://www.linkedin.com/company/glownyurządstatystyczny)

Related information

[Price indices of residential premises by voivodships](#)

[Price of one square meter of usable floor space of a residential building](#)

[Real estate sales in 2020](#)

Data available in databases

[Knowledge Databases \(DBW\) Prices](#)

[Local Data Bank – Real Estate Market](#)

Terms used in official statistics

[Real estate turnover](#)

[Real estate Price Register](#)

[Premises](#)

[Price indices of residential premises](#)