

# Price indices of construction and assembly production in April 2023

22.05.2023


**11.3%**

the growth of producer prices in construction in comparison with April 2022

According to preliminary data, in April 2023 the prices of construction and assembly production in comparison with the corresponding month of the previous year increased by 11.3%, and in comparison with March 2023 by 0.7%.

In April 2023 in comparison with March 2023 the growth of prices was recorded in civil engineering by 0.8%, in construction of buildings - by 0.6% as well as in specialised construction activities - by 0.5%.

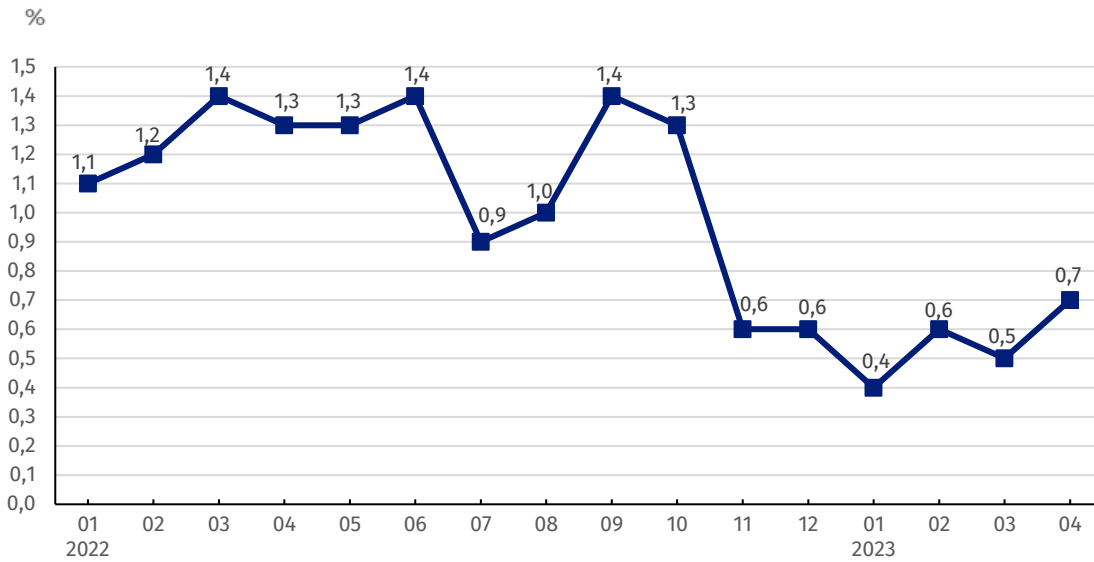
In comparison with April 2022 the increase of prices was noticed in civil engineering by 12.2%, in construction of buildings- by 11.7% as well as in specialised construction activities - by 9.7%.

**Table 1. Price indices of construction and assembly production in March and April 2023**

SPECIFICATION	03 2023		04 2023		01-04 2023	
	02 2023=100	corresponding period 2022=100	03 2023=100	12 2022=100	01-04 2022=100	
<b>TOTAL</b>	<b>100.5</b>	<b>112.0</b>	<b>111.3</b>	<b>100.7</b>	<b>102.2</b>	<b>112.5</b>
Construction of buildings	100.4	112.7	111.7	100.6	102.0	113.2
Civil engineering	100.7	112.6*	112.2	100.8	102.9	113.0
Specialised construction activities	100.5*	110.3*	109.7	100.5	101.6	110.7

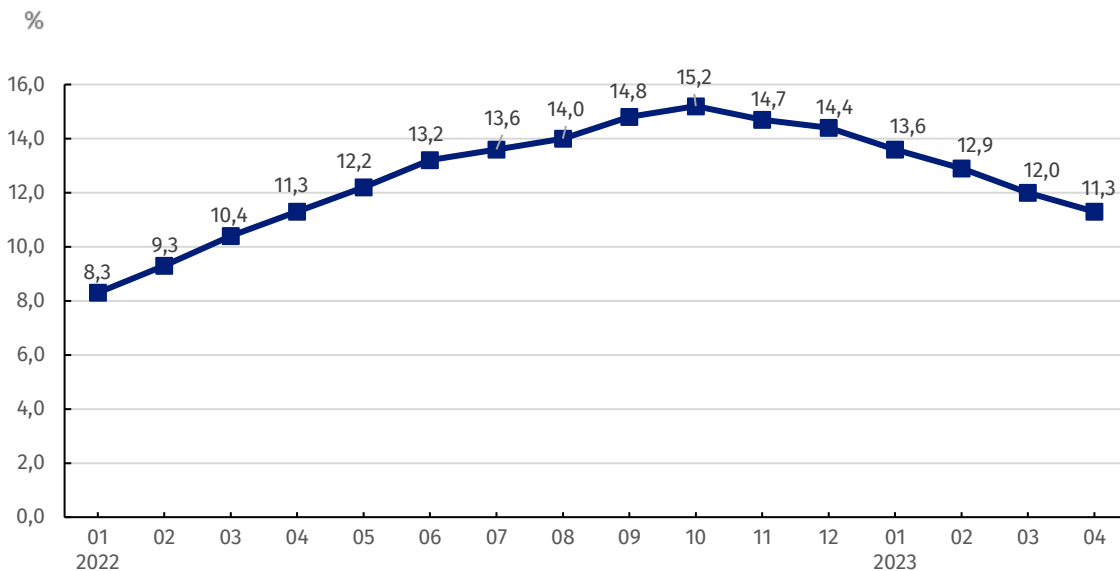
\* Data revised.

**Chart 1. Prices changes of construction and assembly production in 2022-2023 in relation to the previous period**



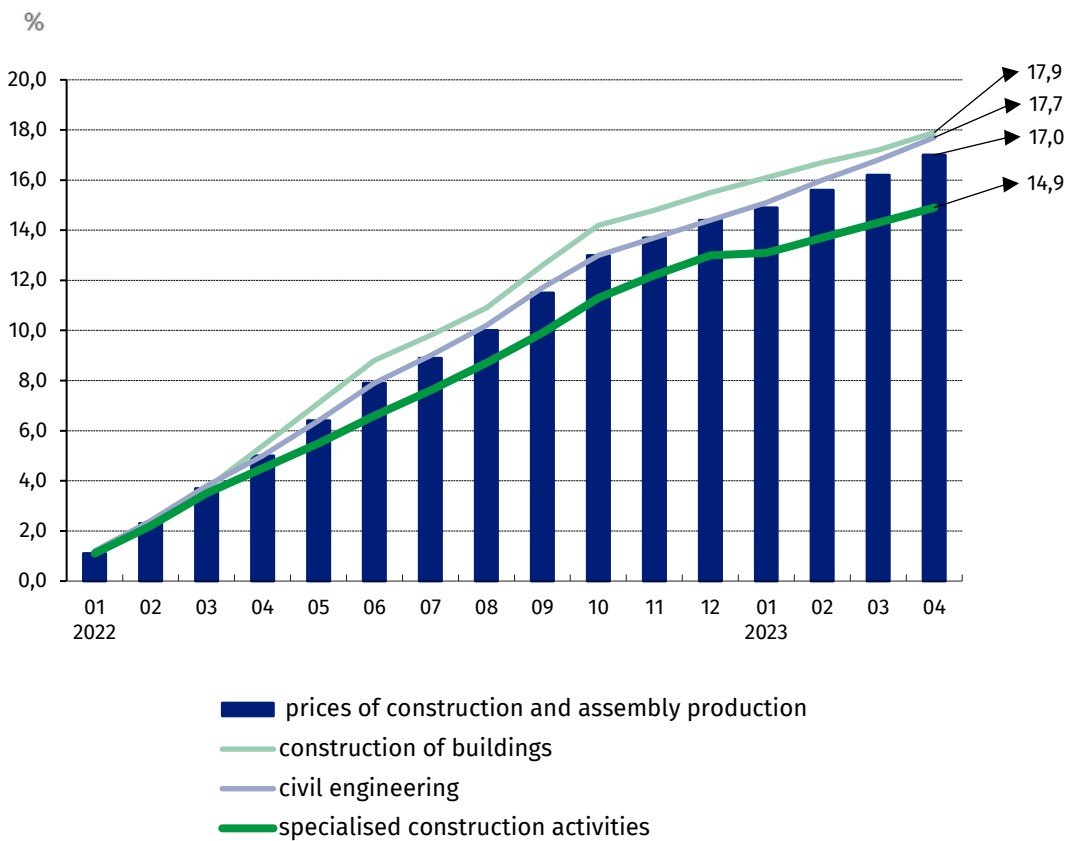
In April 2023 the prices of construction and assembly production increased in relation to previous month by 0.7%

**Chart 2. Prices changes of construction and assembly production in 2022-2023 in relation to the same period of the previous year**



In April 2023 the prices of construction and assembly production in annual terms increased by 11.3%

**Chart 3. Prices changes of production and assembly construction by divisions NACE in 2022-2023 in relation to December 2021**



In relation to December 2021 the prices of construction of buildings as well as civil engineering rose the most

In case of quoting Statistics Poland data, please provide information: "Source of data: Statistics Poland", and in case of publishing calculations made on data published by Statistics Poland, please include the following disclaimer: "Own study based on figures from Statistics Poland".

Prepared by:  
**The Trade and Services Department**  
**Director Ewa Adach-Stankiewicz**  
Phone: (+48 22) 608 31 24

Issued by:  
**The Spokesperson for the President  
of Statistics Poland**  
**Karolina Banaszek**  
Phone: (+48) 695 255 011

**Press Office**

Phone: (+48 22) 608 38 04

**e-mail: [obslugaprasowa@stat.gov.pl](mailto:obslugaprasowa@stat.gov.pl)**

-  [www.stat.gov.pl/en/](http://www.stat.gov.pl/en/)
-  [@StatPoland](https://twitter.com/StatPoland)
-  [@GlownyUrzadStatystyczny](https://www.facebook.com/GlownyUrzadStatystyczny)
-  [gus\\_stat](https://www.instagram.com/gus_stat)
-  [glownyurządstatystycznygus](https://www.youtube.com/glownyurządstatystycznygus)
-  [glownyurządstatystyczny](https://www.linkedin.com/company/glownyurządstatystyczny)

**Related information**

[Statistical Bulletin](#)

[News Releases](#)

**Data available in databases**

[Analytical Platform - Knowledge Databases](#)

[Macroeconomic Data Bank](#)

[Prices indices \(Topics: Prices, Trade\)](#)

**Terms used in official statistics**

[Price index of construction and assembly production](#)