

Price indices of construction and assembly production in August 2022

20.09.2022


13.8%

the growth of producer prices in construction in comparison with August 2021

According to preliminary data, in August 2022 the prices of construction and assembly production in comparison with the corresponding month of the previous year increased by 13.8%, and in comparison with July 2022 - by 0.8%.

In August 2022 in comparison with July 2022 the growth of prices was recorded in construction of buildings and in civil engineering by 0.9% each as well as in specialised construction activities - by 0.7%.

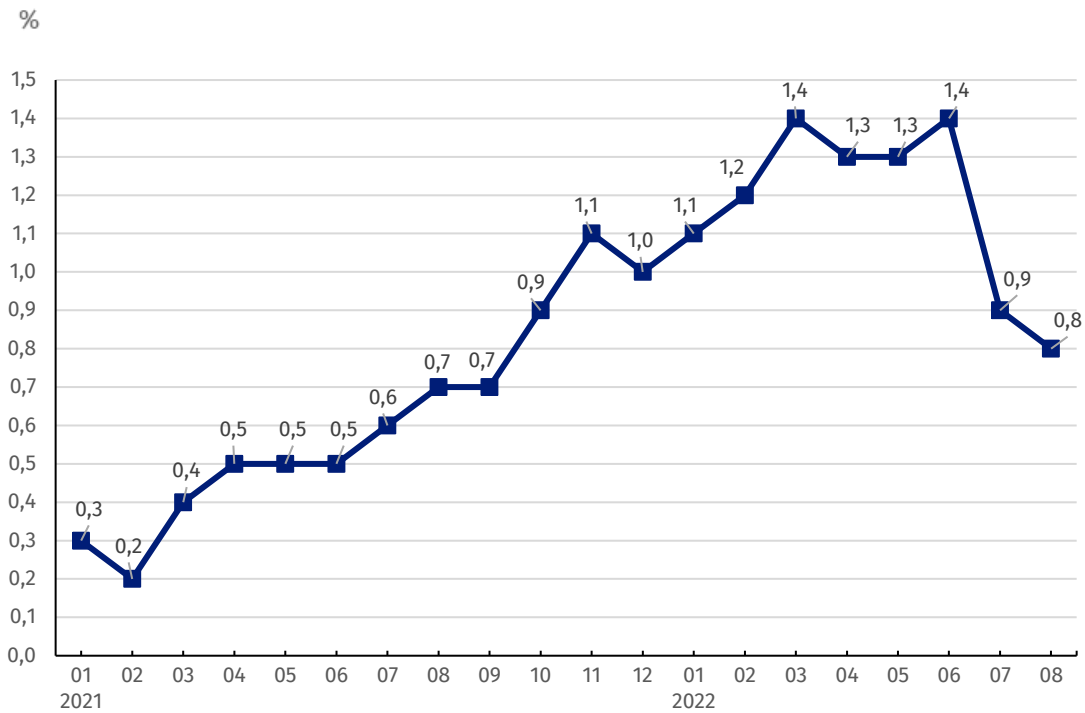
In comparison with August 2021 the increase of prices was noticed in construction of buildings by 14.9%, civil engineering - by 14.0% as well as in specialised construction activities - by 12.1%.

Table 1. Price indices of construction and assembly production in July and August 2022

SPECIFICATION	07 2022		08 2022		01-08 2022	
	06 2022=100	corresponding period 2021=100	07 2022=100	12 2021=100	01-08 2021=100	
TOTAL	100.9*	113.6*	113.8	100.8	109.8	111.5
Construction of buildings	100.9*	114.7*	114.9	100.9	110.8	112.3
Civil engineering	101.0*	113.8*	114.0	100.9	110.0	111.7
Specialised construction activities	100.9*	111.9*	112.1	100.7	108.4	110.3

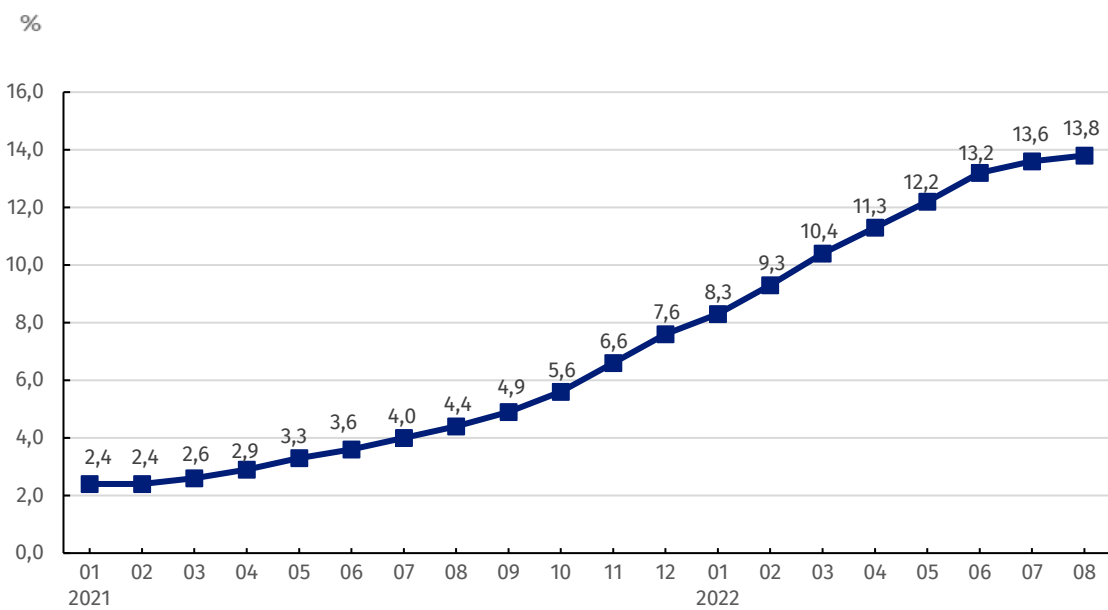
* Data revised.

Chart 1. Prices changes of construction and assembly production in 2021-2022 in relation to the previous period



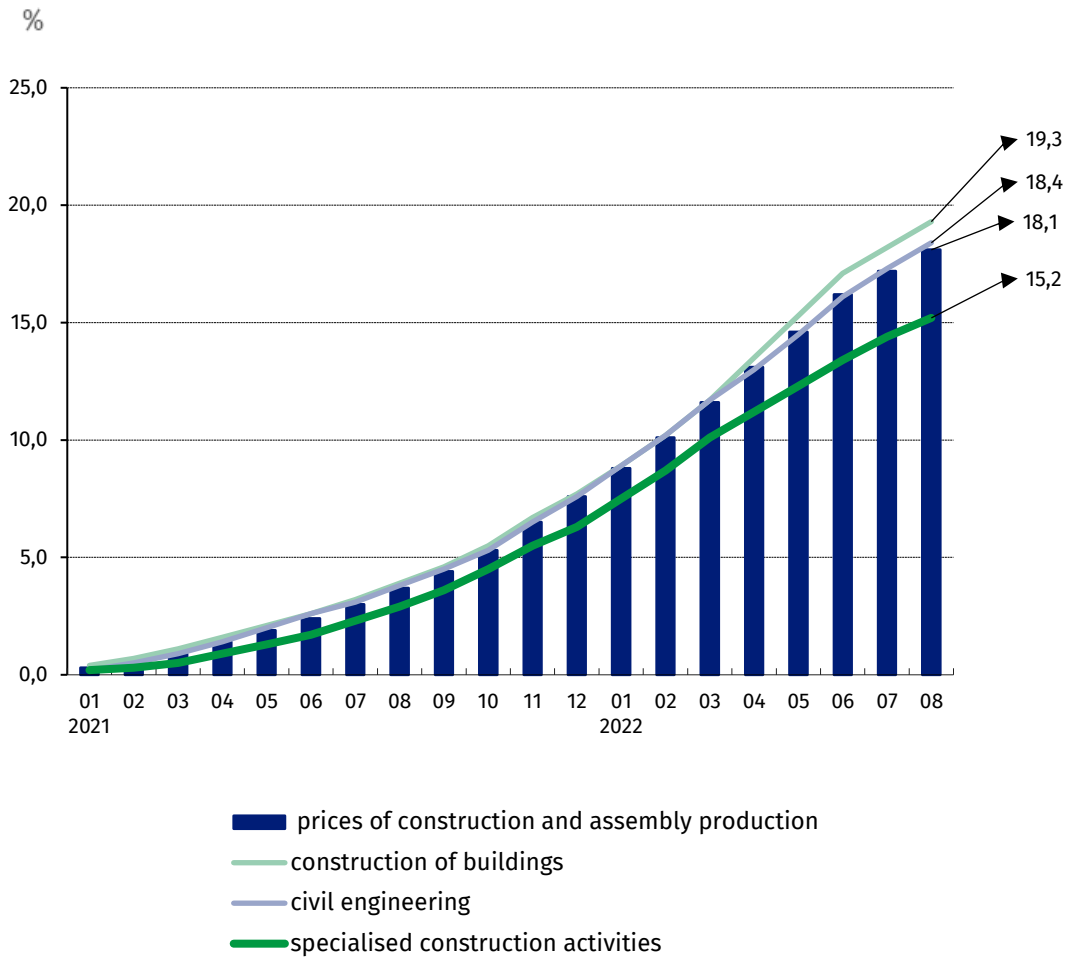
In August 2022, similar as in July 2022, the prices growth of construction and assembly production was slower than in the previous months

Chart 2. Prices changes of construction and assembly production in 2021-2022 in relation to the same period of the previous year



From March 2021 a growing trend is observed in the prices dynamics of construction and assembly production in annual terms

Chart 3. Prices changes of production and assembly construction by divisions NACE in 2021-2022 in relation to December 2020



In relation to December 2020 the prices of construction of buildings rose the most

In case of quoting Statistics Poland data, please provide information: "Source of data: Statistics Poland", and in case of publishing calculations made on data published by Statistics Poland, please include the following disclaimer: "Own study based on figures from Statistics Poland".

Prepared by:
The Trade and Services Department
Director Ewa Adach-Stankiewicz
Phone: (+48 22) 608 31 24

Issued by:
**The Spokesperson for the President
of Statistics Poland**
Karolina Banaszek
Phone: (+48) 695 255 011

Press Office

Phone: (+48 22) 608 38 04

e-mail: obslugaprasowa@stat.gov.pl

-  www.stat.gov.pl/en/
-  [@StatPoland](https://twitter.com/StatPoland)
-  [@GlownyUrzadStatystyczny](https://www.facebook.com/GlownyUrzadStatystyczny)
-  [gus_stat](https://www.instagram.com/gus_stat)
-  [glownyurządstatystycznygus](https://www.youtube.com/glownyurządstatystycznygus)
-  [glownyurządstatystyczny](https://www.linkedin.com/company/glownyurządstatystyczny)

Related information

[Statistical Bulletin](#)

[News Releases](#)

Data available in databases

[Analytical Platform - Knowledge Databases](#)

[Macroeconomic Data Bank](#)

[Prices indices \(Topics: Prices, Trade\)](#)

Terms used in official statistics

[Price index of construction and assembly production](#)