

# Price indices of construction and assembly production in November 2021

20.12.2021


**6.7%**

the growth of producer prices in construction in comparison with November 2020

According to preliminary data, in November 2021 the prices of construction and assembly production in comparison with the corresponding month of the previous year increased by 6.7%, and in comparison with October 2021 - by 1.2%.

In November 2021 in comparison with October 2021 the growth of prices was recorded in specialised construction activities by 1.7%, construction of buildings - by 1.4% as well as in civil engineering - by 0.7%.

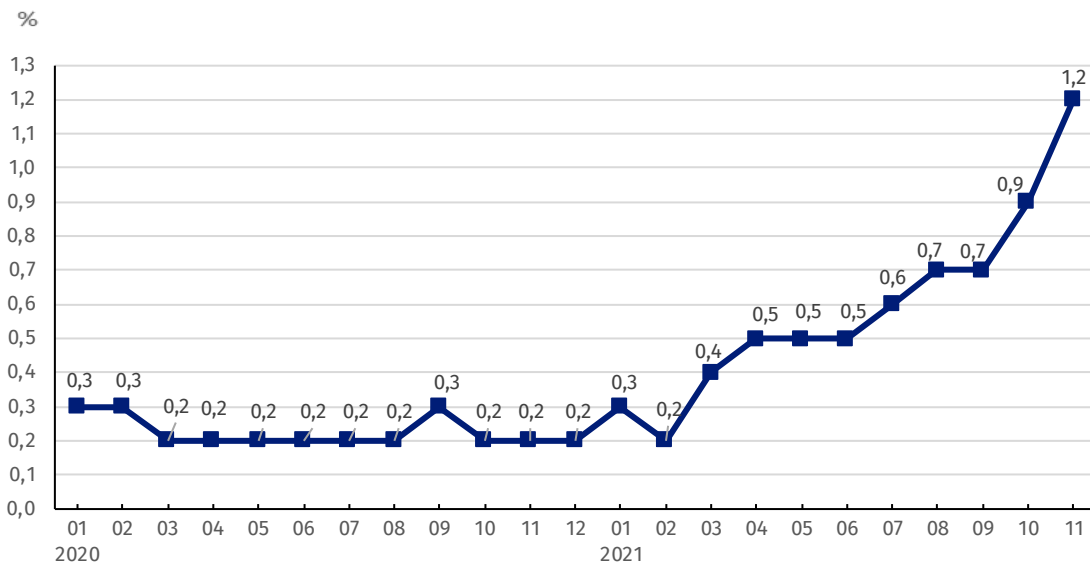
In comparison with November 2020 the increase of prices was noticed in construction of buildings by 7.5%, in specialised construction activities - by 6.5% as well as in civil engineering - by 6.2%.

**Table 1. Price indices of construction and assembly production in November 2021**

SPECIFICATION	10 2021		11 2021		01-11 2021	
	092021=100	corresponding period 2020=100	10 2021=100	12 2020=100	01-11 2020=100	
<b>TOTAL</b>	<b>100.9*</b>	<b>105.6*</b>	<b>106.7</b>	<b>101.2</b>	<b>106.6</b>	<b>103.9</b>
Construction of buildings	100.9*	106.3*	107.5	101.4	107.0	104.4
Civil engineering	100.8	105.6	106.2	100.7	106.0	103.9
Specialised construction activities	100.9*	104.9*	106.5	101.7	106.3	103.3

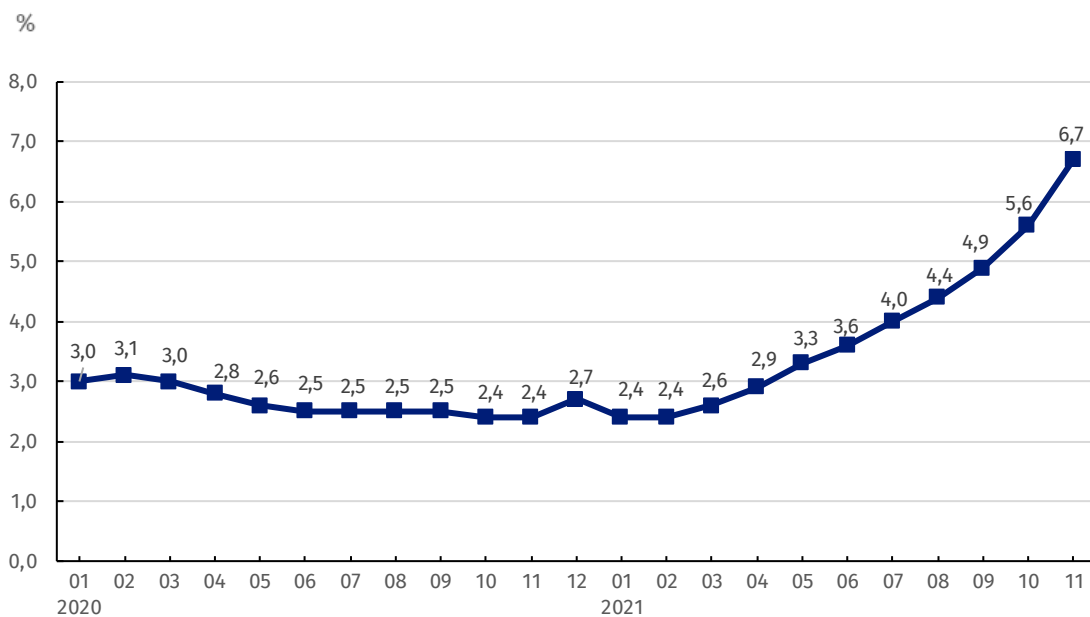
\* Data revised.

**Chart 1. Prices changes of construction and assembly production in 2020-2021 in relation to the previous period**



In November 2021 the prices of construction and assembly production compared to the previous month increased by 1.2%

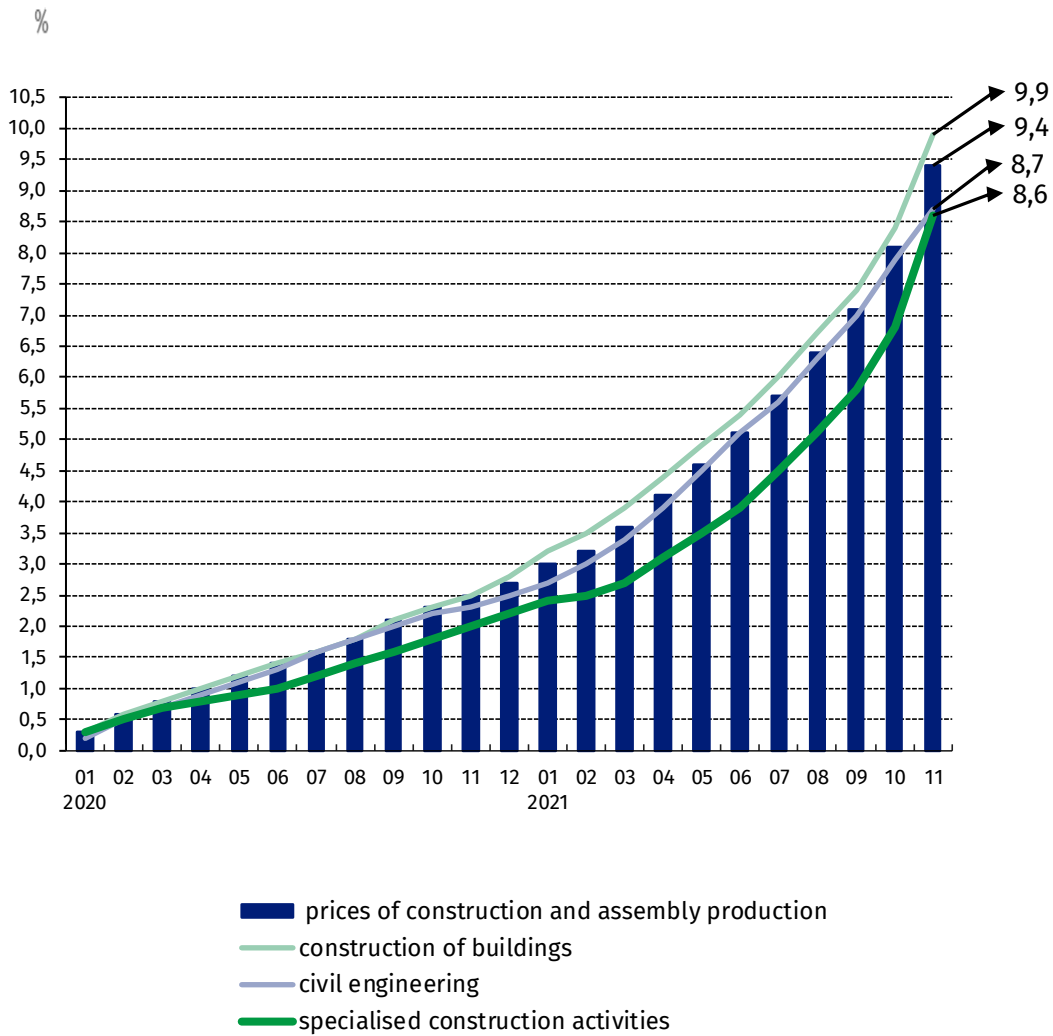
**Chart 2. Prices changes of construction and assembly production in 2020-2021 in relation to the same period of the previous year**



From March this year a growing trend is observed in the prices dynamics of construction and assembly production in annual terms

**Chart 3. Prices changes of production and assembly construction by divisions NACE in 2020-2021 in relation to December 2019**

Starting from January 2020 the highest prices growth is recorded in construction of buildings



In case of quoting Statistics Poland data, please provide information: "Source of data: Statistics Poland", and in case of publishing calculations made on data published by Statistics Poland, please include the following disclaimer: "Own study based on figures from Statistics Poland".

Prepared by:  
**The Trade and Services Department**  
**Director Ewa Adach-Stankiewicz**  
Office: tel. (+48 22) 608 31 24

Issued by:  
**The Spokesperson for the President**  
**of Statistics Poland**  
**Karolina Banaszek**  
Mobile: (+48) 695 255 011

#### **Press Office**

Office: tel. (+48 22) 608 34 91, 608 38 04

**e-mail: [obslugaprasowa@stat.gov.pl](mailto:obslugaprasowa@stat.gov.pl)**



[www.stat.gov.pl/en/](http://www.stat.gov.pl/en/)



[@StatPoland](https://twitter.com/StatPoland)



[@GlownyUrzadStatystyczny](https://www.facebook.com/GlownyUrzadStatystyczny)

#### **Related information**

[Statistical Bulletin](#)

[News Releases](#)

#### **Data available in databases**

[Analytical Platform - Knowledge Databases](#)

[Macroeconomic Data Bank](#)

[Prices indices \(Topics: Prices, Trade\)](#)

#### **Terms used in official statistics**

[Price index of construction and assembly production](#)