

# Price indices of construction and assembly production in July 2020

20.08.2020


**2.5%**

the growth of producer prices in construction in comparison with July 2019

According to preliminary data in July 2020 the prices of construction and assembly production in comparison with the corresponding month of the previous year were higher by 2.5% and in comparison with June 2020 - by 0.2%.

In comparison with the previous month the growth of prices was recorded in civil engineering (by 0.3%), construction of buildings (by 0.2%), as well as in specialised construction activities (by 0.1%).

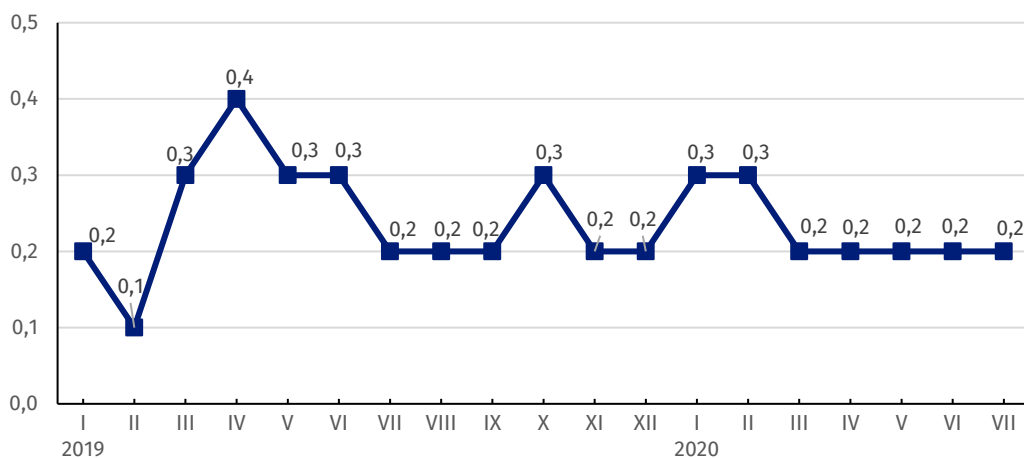
In comparison with July 2019 the increase of prices was noticed in construction of buildings (by 2.8%), civil engineering (by 2.5%), as well as in specialised construction activities (by 2.3%).

**Table 1. Price indices of construction and assembly production in July 2020**

SPECIFICATION	VI 2020		VII 2020		I-VII 2020	
	V 2020=100	corresponding period 2019=100	VI 2020=100	XII 2019=100	I-VII 2019	
<b>TOTAL</b>	<b>100.2*</b>	<b>102.5*</b>	<b>102.5</b>	<b>100.2</b>	<b>101.6</b>	<b>102.8</b>
Construction of buildings	100.2	102.9*	102.8	100.2	101.6	103.2
Civil engineering	100.2*	102.3*	102.5	100.3	101.6	102.6
Specialised construction activities	100.1*	102.3*	102.3	100.1	101.1	102.5

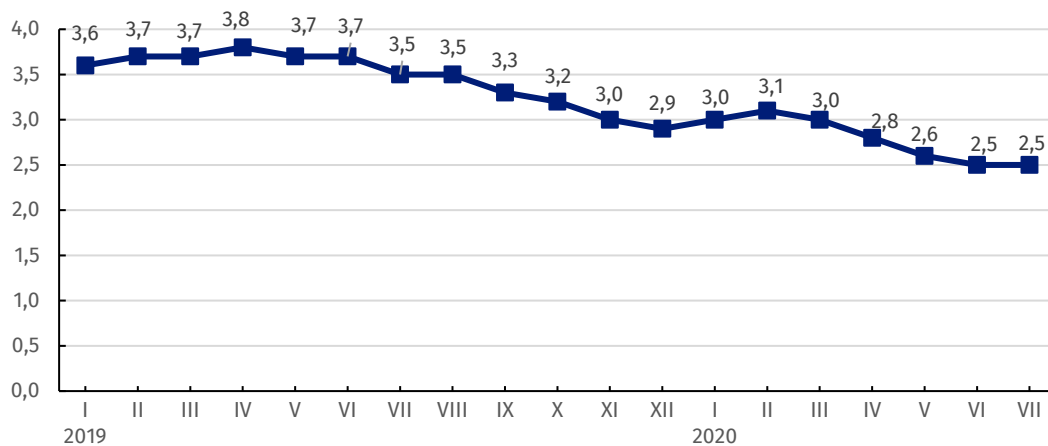
\* Data revised.

**Chart 1. Prices changes of construction and assembly production in 2019-2020 in relation to the previous period ( in % )**



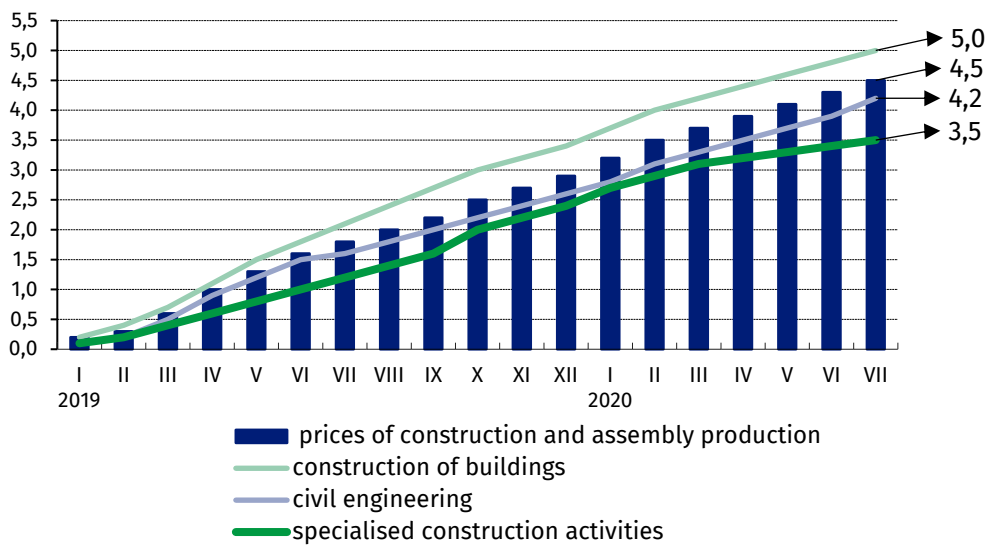
In July 2020, the growth of prices of construction and assembly production in comparison with the previous period remained at the level observed in the last four months and amounted to 0.2%

**Chart 2. Prices changes of construction and assembly production in 2019-2020 in relation to the same period of the previous year ( in % )**



In July 2020, same in June this year, the prices of construction and assembly production increased in annual term by 2.5%

**Chart 3. Prices changes of production and assembly construction by divisions NACE in 2019-2020 in relation to December 2018 (in %)**



In July this year in relation to December 2018 the highest prices growth was recorded in division of construction of buildings

In case of quoting Statistics Poland data, please provide information: "Source of data: Statistics Poland", and in case of publishing calculations made on data published by Statistics Poland, please include the following disclaimer: "Own study based on figures from Statistics Poland".

Prepared by:

**The Trade and Services Department**

**Director Ewa Adach-Stankiewicz**

Office: tel. (+48 22) 608 31 24

Issued by:

**The Spokesperson for the President  
of Statistics Poland**

**Karolina Banaszek**

Mobile: (+48) 695 255 011

#### **Press Office**

Office: tel. (+48 22) 608 34 91, 608 38 04

**e-mail: [obslugaprasowa@stat.gov.pl](mailto:obslugaprasowa@stat.gov.pl)**



[www.stat.gov.pl/en/](http://www.stat.gov.pl/en/)



[@StatPoland](https://twitter.com/StatPoland)



[@GlownyUrzadStatystyczny](https://www.facebook.com/GlownyUrzadStatystyczny)

#### **Related information**

[Statistical Bulletin](#)

[News Releases](#)

#### **Data available in databases**

[Analytical Platform - Knowledge Databases](#)

[Macroeconomic Data Bank](#)

[Prices indices \(Topics: Prices, Trade\)](#)

#### **Terms used in official statistics**

[Price index of construction and assembly production](#)