

Dissemination of LFS results in Latvia

8th Workshop on LFS methodology
Gdansk, 23-24 May 2013

Structure

1. LFS results available for data users
2. Recalculations according to the Population and Housing Census results
3. Recalculated and non-recalculated LFS data of 2011 – main differences

LFS results available for data users

1. Estimates of population parameters:

- Paper publications
- Database
- Data requests





2. Anonymized individual data:

- For research purposes
- For public use

LFS results available for data users (2)

Key paper publications in 2012:

- LABOUR FORCE SURVEY: KEY INDICATORS
- STATISTICAL YEARBOOK OF LATVIA
- MONTHLY BULLETIN OF LATVIAN STATISTICS
- ELDERLY POPULATION IN LATVIA



LFS results available for data users (3)

CSB homepage

1. Databases:

- Quarterly
- Annual
- Anonymized individual data for public use

2. Methodology:

- Definitions
- Classifications
- Data collection
- Statistical processing



LFS results available for data users (4)

	Anonymized individual data for research purposes	Anonymized individual data for public use
On request	✓	
Contract	✓	
For charge	✓	
Strictly observing confidentiality principles	✓	✓
Weights have been changed within 5 %		✓
Possible to follow person from wave to wave	✓	
Variables	All possible variables according to confidentiality principles	Fewer variables and less detailed
Period	From 2002	From 2007

Recalculations according to Population and Housing Census results

1. Number of Latvia population has reduced
2. Currently LFS results have been recalculated just on 2011
3. Recalculations on LFS data on 2001-2010 will be performed in two stages



Recalculations according to Population and Housing Census results (2)

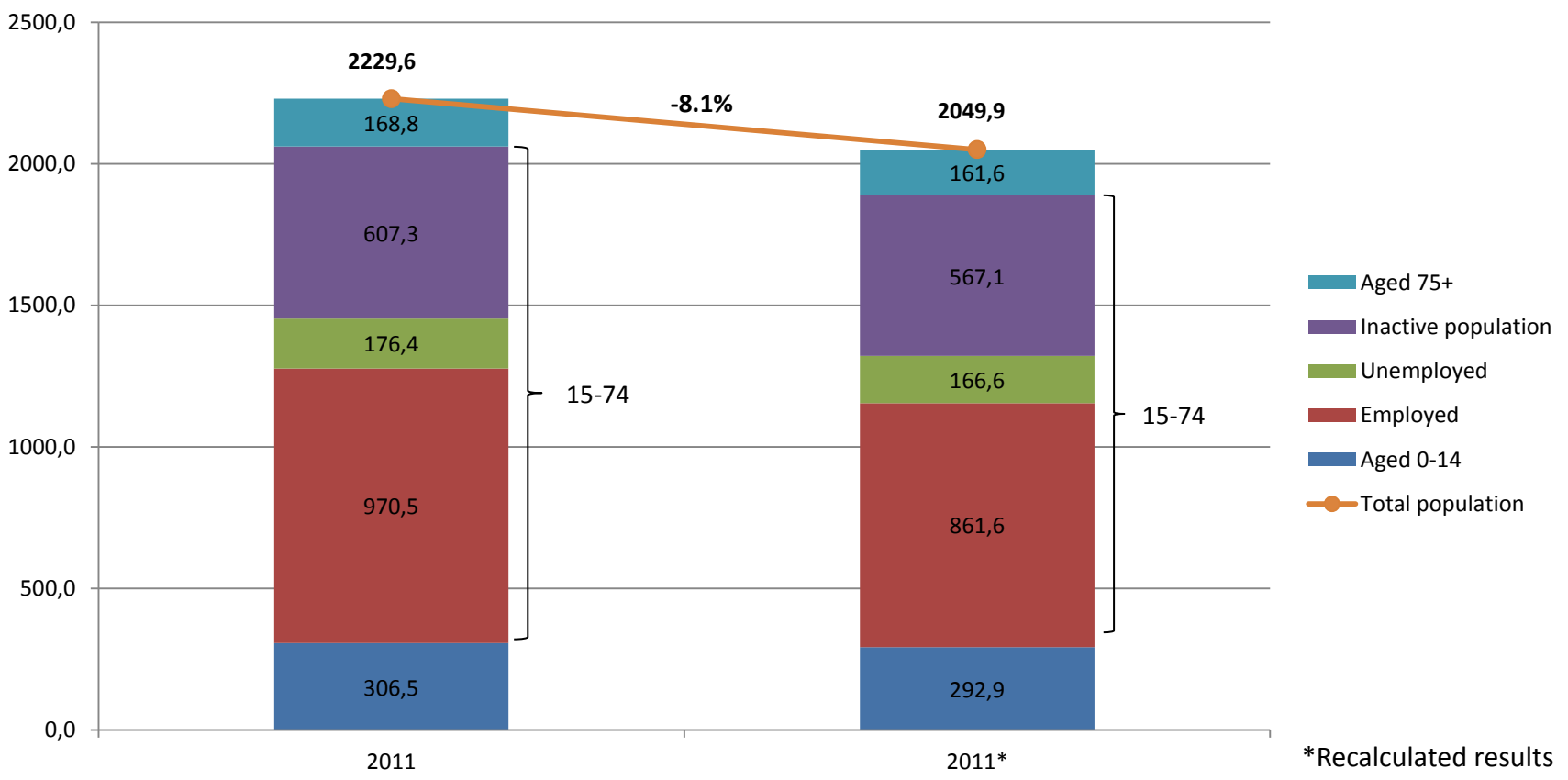
LFS result recalculations on 2011

1. Published in April 2012
2. Currently CSB database contains both recalculated and non-recalculated LFS results
3. Extrapolation of LFS data for the first time is based only on the number of persons living in private households






Recalculated and non-recalculated LFS data of 2011 – main differences

Population by labour status in Latvia, thousands



Recalculated and non-recalculated LFS data of 2011 – main differences (2)

	2011*	2011	Difference
	%	%	Percentage point
Activity rate	64.5	65.4	 -0.9
Employment rate	54.0	55.3	 -1.3
Unemployment rate	16.2	15.4	 0.8

*Recalculated results

Conclusions

1. There are two types of LFS results available in Latvia:
 - Estimates of population parameters
 - Anonymized individual data
2. Recently there is a sharp increase in the demand for LFS anonymized individual data for research purposes
3. Considering changes in the population number – it is necessary to recalculate LFS results for 2001-2011

Thank you for your attention!