

Real estate sales in 2019

27.07.2020



Increase in the number of notarial deeds related to real estate sales

562.4 thous. notarial deeds relating to real estate sales were concluded in 2019, by 7.1% more than in the previous year. Compared to 2018 the highest increase in the number of notarial deeds concerned sales of land properties (by 16.3%), sales of properties built-up with residential buildings (by 14.7%) and sales of agricultural land (by 5.6%). The largest decrease was recorded in the case of notarial deeds on the transfer of properties by the State Treasury or local self-government bodies

for perpetual usufruct with the sale of building (by 49.9%) as well as the sales of perpetual usufruct right (by 12.7%) and sales of properties to the State Treasury or local self-government bodies (by 11.4%).

Table 1. Notarial deeds related to real estate sales concluded in 2019

SPECIFICATION	2019	2018 = 100
TOTAL	562 350	107.1
Sales of premises	218 553	104.1
Sales of land properties	120 664	116.3
Sales of agricultural land	60 990	105.6
Sales of properties built-up with residential buildings	61 798	114.7
Sales of cooperative ownership right to premises	50 866	104.0
Sales of other properties	23 954	99.2
Sales of other built-up properties	16 207	102.2
Sales of perpetual usufruct right	5 739	87.3
Sales of properties to the State Treasury or local self-government bodies	3 393	88.6
Transfer of properties by the State Treasury or local self-government bodies for perpetual usufruct with the sale of building	186	50.1

The highest increase in the number of notarial deeds concerned the sales of land properties (by 16.3%)

Source: Ministry of Justice data

According to data from the Register of Real Estate Prices and Values (RCiWN), over 481 thous. real estate transactions were concluded in 2019. The value of transactions amounted to over PLN 126 bn.

Table 2. Real estate sales (according to the RCiWN, state as of April 25th, 2019)

SPECIFICATION	Number of transactions			Value of transactions		
	2018	2019 ¹	2018=100	2018	2019 ¹	2018=100
	in units			in mln PLN		
TOTAL	470 214	481 142	102,3	121 136	126 369	104,3
Premises	229 776	237 061	103,2	59 564	65 306	109,6
Built-up properties ²	79 947	81 861	102,4	35 212	35 211	100,0
Land properties	160 491	162 220	101,1	26 360	25 852	98,1

In 2019 the largest part of real estate transactions concerned premises (49.3%)

¹ Partially estimated data; in connection with the COVID-19, there were estimated about 40% not registered real estate purchase / sale transactions concluded in the fourth quarter of 2019 in 24 powiats (of which in 10 cities with powiat status), whose registration process took place in the period up to 25 April 2020

² Properties built-up with residential buildings, built-up agricultural land, other built-up properties and build-ings are included.

The largest share in the total number of real estate transactions were the premises (in the following voivodships: Pomorskie, Dolnośląskie, Mazowieckie and Zachodniopomorskie) as well as land properties (in the following voivodships: Podkarpackie, Lubelskie and Świętokrzyskie).

Chart 1. Shares in real estate transactions by type in voivodships in 2019

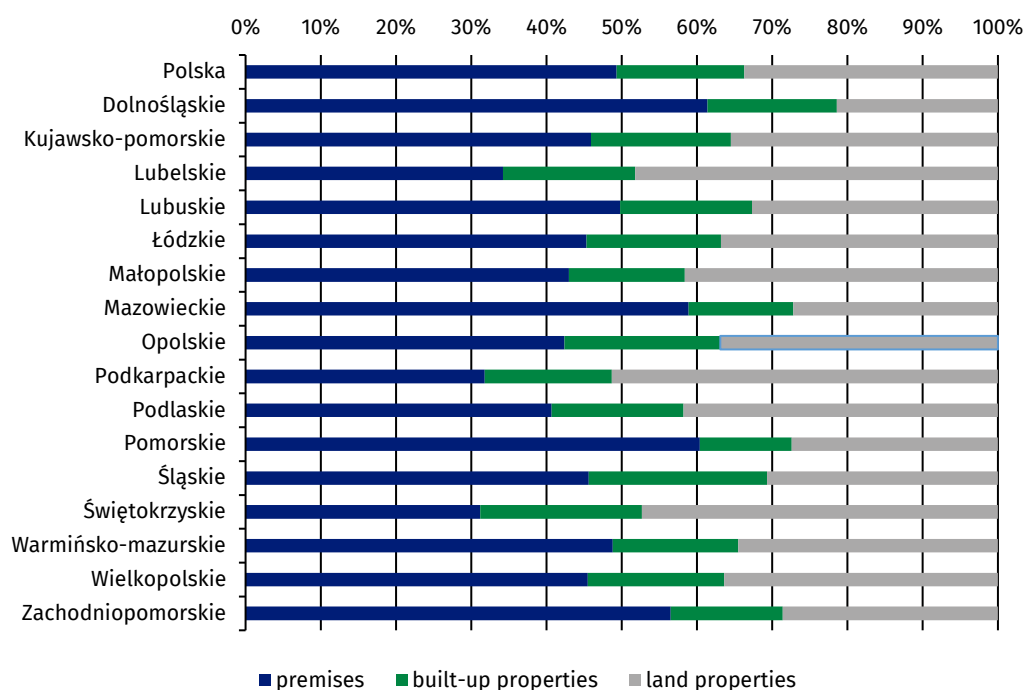


Table 3. Price indices of residential premises in 2019

SPECIFICATION	2019	
	previous year=100	2015=100
TOTAL	108,7	122,5
Primary market	106,7	117,4
Secondary market	110,4	127,2

Prices of residential premises in 2019 increased by 8.7% (on primary market – by 6.7% and on secondary market – by 10.4%) in the comparison with the previous year

Chart 2. Changes in prices of residential premises compared to the previous year

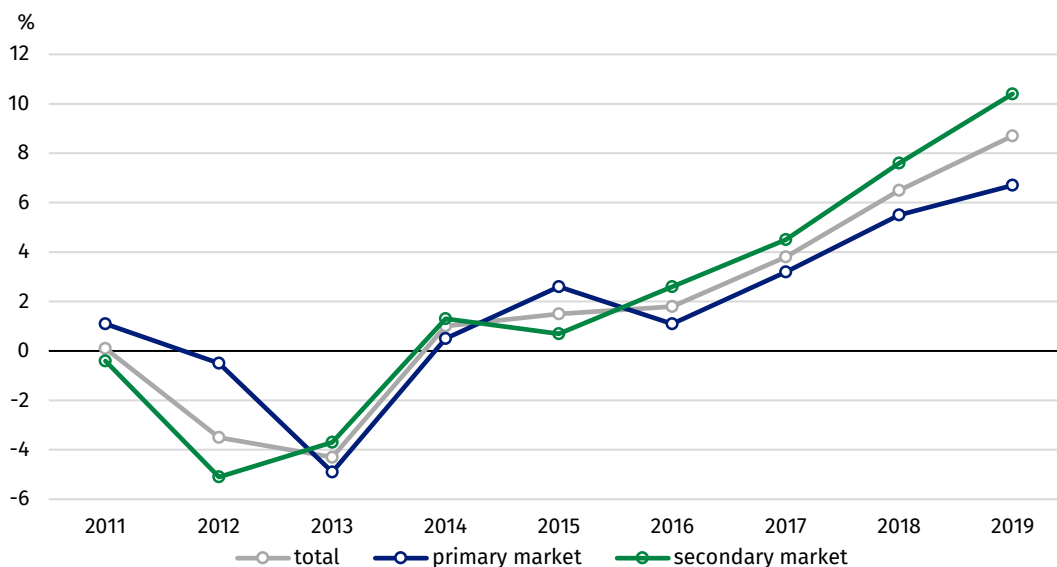
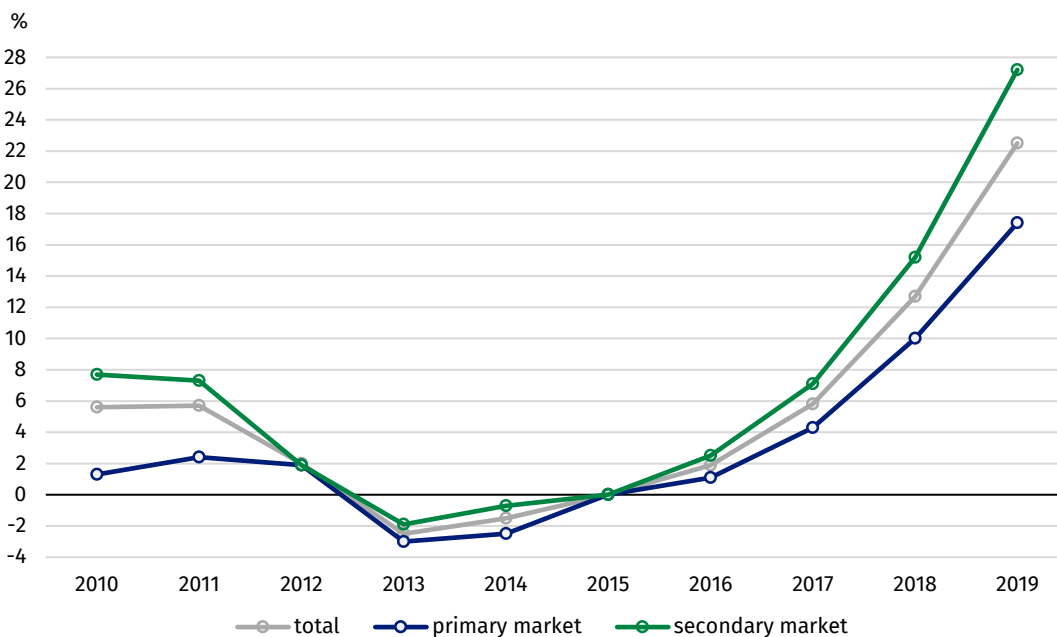


Chart 3. Changes in prices of residential premises compared to 2015



In case of quoting Statistics Poland data, please provide information: "Source of data: Statistics Poland", and in case of publishing calculations made on data published by Statistics Poland, please include the following disclaimer: "Own study based on figures from Statistics Poland".

Prepared by:

Trade and Services Department
Director Ewa Adach-Stankiewicz
Mobile: tel. (+48) 695 255 067

Issued by:

The Spokesperson for the President
of Statistics Poland
Karolina Banaszek
Mobile: (+48) 695 255 011

Press Office

Office: tel. (+48 22) 608 34 91. 608 38 04

e-mail: obslugaprasowa@stat.gov.pl



www.stat.gov.pl/en/



[@StatPoland](https://twitter.com/StatPoland)



[@GlownyUrzadStatystyczny](https://www.facebook.com/GlownyUrzadStatystyczny)

Related information

[Price indices of residential premises by voivodships](#)

[Price of one square meter of usable floor space of a residential building](#)

[Real Estate Sales in 2018](#)

Data available in databases

[Knowledge Databases \(DBW\) Prices](#)

[Local Data Bank – Real Estate Market](#)

Terms used in official statistics

[Real estate turnover](#)

[Register of Real Estate Prices and Values](#)

[Premises](#)

[Price indices of residential premises](#)