

Real estate sales in 2018

31.07.2019



Increase in the number of notarial deeds related to real estate sales

525.1 thous. notarial deeds relating to real estate sales were concluded in 2018, by 7.6% more than in the previous year. Compared to 2017 the highest increase in the number of notarial deeds concerned sales of properties built-up with residential buildings (by 12.5%), sales of premises (by 9.7%), sales of land properties (by 9.7%) and sales of other properties (by 6.8%). The largest decrease was recorded in the case of notarial deeds on the sales of properties to the State Treasury or local self-

government bodies (by 9.9%) and the transfer of properties by the State Treasury or local self-government bodies for perpetual usufruct with the sale of building (by 8.4%).

The highest increase in the number of notarial deeds concerned the sales of properties built-up with residential buildings (by 12.5%)

Table 1. Notarial deeds related to real estate sales concluded in 2018

SPECIFICATION	2018	2017 = 100
TOTAL	525 082	107.6
Sales of premises	209 997	109.7
Sales of land properties	103 737	109.7
Sales of agricultural land	57 780	100.5
Sales of properties built-up with residential buildings	53 871	112.5
Sales of cooperative ownership right to premises	48 918	103.6
Sales of other properties	24 153	106.8
Sales of other built-up properties	15 853	102.9
Sales of perpetual usufruct right	6 573	95.4
Sales of properties to the State Treasury or local self-government bodies	3 829	90.1
Transfer of properties by the State Treasury or local self-government bodies for perpetual usufruct with the sale of building	371	91.6

Source: Ministry of Justice data

According to data from the Register of Real Estate Prices and Values (RCiWN), over 470 thous. real estate transactions were concluded in 2018, i.e. 11.2% more than in the previous year. The value of transactions was by 18.5% higher and amounted to over PLN 121 bn.

Table 2. Real estate sales (according to the RCiWN, state as of April 25th, 2019)

SPECIFICATION	Number of transactions			Value of transactions		
	2017	2018	2017=100	2017	2018	2017=100
	in pcs			in PLN mln		
TOTAL	422950	470214	111.2	102234	121136	118.5
Premises	204396	229776	112.4	50124	59564	118.8
Built-up properties ¹	71314	79947	112.1	30010	35212	117.3
Land properties	147240	160491	109.0	22100	26360	119.3

¹ Properties built-up with residential buildings, built-up agricultural land, other built-up properties and buildings are included.

The largest share of premises in the total number of real estate transactions was recorded in the pomorskie, dolnoslaskie, mazowieckie and zachodniopomorskie voivodships. The largest share of land properties was recorded in the podkarpackie, lubelskie and swietokrzyskie voivodships.

In 2018 the largest part of real estate transactions concerned premises (48.9%)

Chart 1. Quantity structure of real estate transactions by type in voivodships in 2018

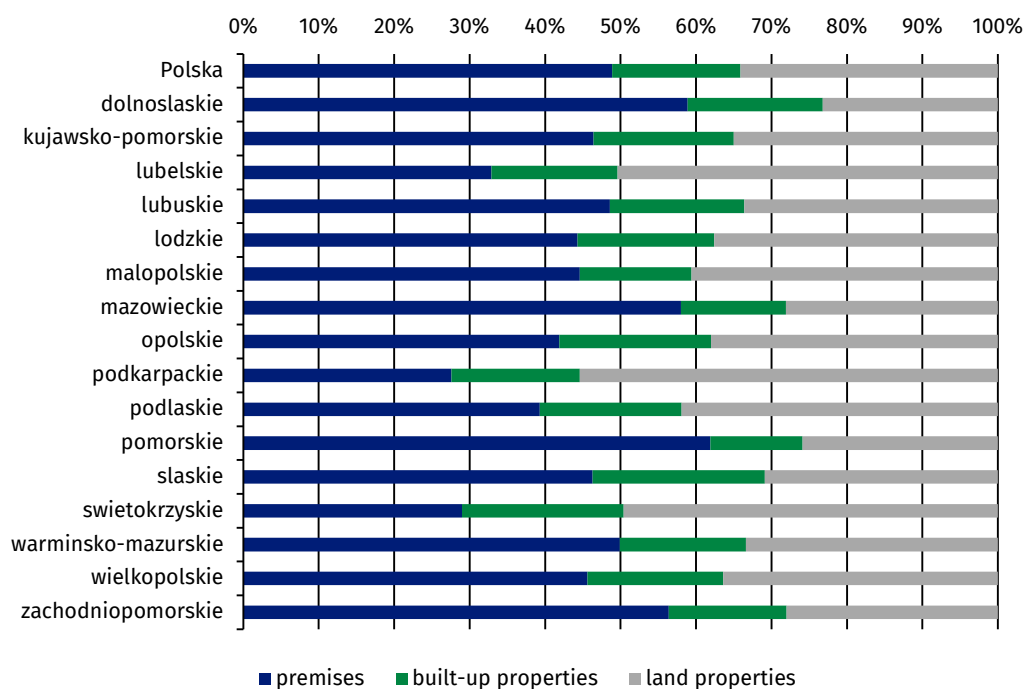


Table 3. Price indices of residential premises in 2018

SPECIFICATION	2018	
	previous year=100	2015=100
TOTAL	106.5	112.7
Primary market	105.5	110.0
Secondary market	107.6	115.2

Prices of residential premises in 2018 increased by 6.5% (on primary market – by 5.5% and on secondary market – by 7.6%) in comparison to the previous year

Chart 2. Prices of residential premises (change in % compared with the previous year)

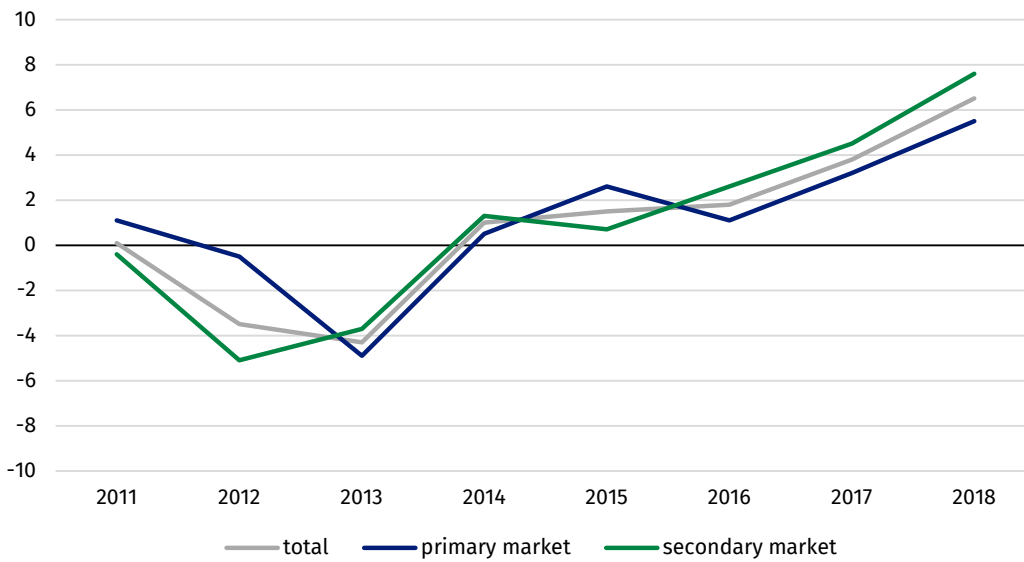
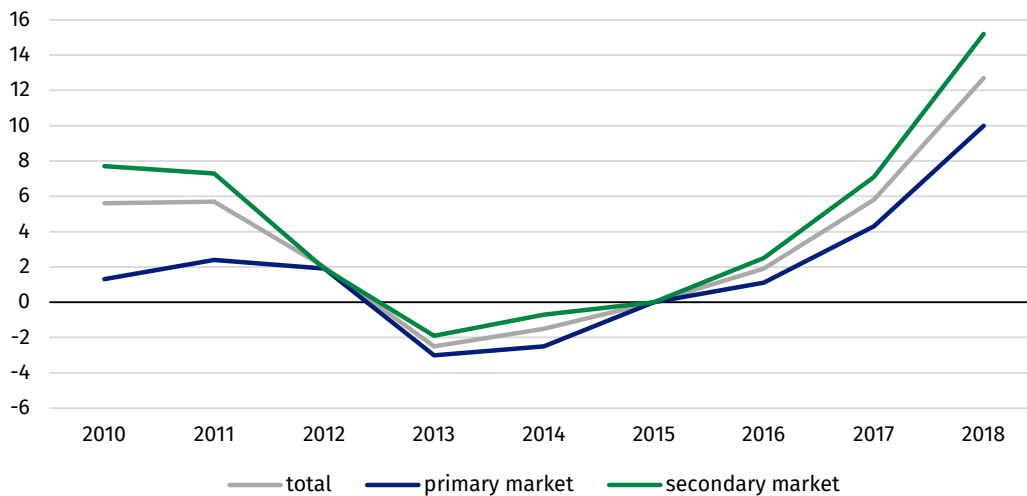


Chart 3. Prices of residential premises (change in % compared with 2015)



Prepared by:

**Trade and Services Department
Renata Rechnio**

Tel: +48 22 608 38 02

e-mail: R.Rechnio@stat.gov.pl

Issued by:

**The Spokesperson for the President of
Statistics Poland**

Karolina Banaszek

Tel: +48 22 608 34 75, +48 22 608 30 09

e-mail: rzecznik@stat.gov.pl

Press Office

Tel: +48 22 608 34 91, +48 22 608 38 04

e-mail: obslugaprasowa@stat.gov.pl



www.stat.gov.pl/en/



[@StatPoland](https://twitter.com/StatPoland)



[@GlownyUrzadStatystyczny](https://www.facebook.com/GlownyUrzadStatystyczny)

Related information

[Price indices of residential premises by voivodships](#)

[Price of one square meter of usable floor space of a residential building](#)

[Real Estate Sales in 2017](#)

Data available in databases

[Knowledge Databases \(DBW\) Prices](#)

Terms used in official statistics

[Real estate turnover](#)

[Register of Real Estate Prices and Values](#)

[Premises](#)