

Real estate sales in 2017



Increase in the number of notarial deeds related to real estate sales

488.1 thous. notarial deeds relating to real estate sales were concluded in 2017, by 1.2% more than in the previous year. Compared to 2016 the highest increase in the number of notarial deeds concerned sales of properties built-up with residential buildings (by 7.5%), sales of premises (by 7.4%), sales of land properties (by 4.9%) and sales of cooperative ownership right to premises (by 4.3%). The largest decrease was recorded in

the case of notarial deeds on the sales of agricultural land (by 17.6%) and the sales of other properties (by 16.8%).

The highest increase in the number of notarial deeds concerned the sales of properties built-up with residential buildings (by 7,5%).

Table 1. Notarial deeds related to real estate sales concluded in 2017

SPECIFICATION	2017	2016 = 100
TOTAL	488 106	101.2
Sales of premises	191 369	107.4
Sales of land properties	94 564	104.9
Sales of agricultural land	57 492	82.4
Sales of properties built-up with residential buildings	47 904	107.5
Sales of cooperative ownership right to premises	47 219	104.3
Sales of other properties	22 611	83.2
Sales of other built-up properties	15 407	100.9
Sales of perpetual usufruct right	6 887	103.8
Sales of properties to the State Treasury or local self-government bodies	4 248	91.9
Transfer of properties by the State Treasury or local self-government bodies for perpetual usufruct with the sale of building	405	98.8

Source: Ministry of Justice data

According to data from the Register of Real Estate Prices and Values (RCiWN), almost 423 thous. real estate transactions were concluded in 2017, i.e. by 4.3% more than in the previous year. The value of transactions was by 6.4% lower and amounted to over PLN 102 bn.

Table 2. Real estate sales (according to the RCiWN, state as of April 25th, 2018)

SPECIFICATION	Number of transactions			Value of transactions ¹		
	2016	2017	2016=100	2016	2017	2016=100
	in pcs.			in PLN mln		
TOTAL	405631	422950	104,3	109166	102234	93,6
Premises	192345	204396	106,3	45478	50124	110,2
Built-up properties ²	68273	71314	104,5	41032	30010	73,1
Land properties	145013	147240	101,5	22656	22100	97,5

¹ Due to data rounding, the sums of components might be slightly different from given values in "total".

² Properties built-up with residential buildings, built-up agricultural land, other built-up properties and buildings are included.

The largest share of premises in the total number of real estate transactions was recorded in dolnoslaskie, pomorskie, mazowieckie i zachodniopomorskie voivodships. The largest share of land properties was recorded in podkarpackie, swietokrzyskie and lubelskie voivodships.

In 2017 the largest part of real estate transactions concerned premises (48.3%).

Chart 1. Quantity structure of real estate transactions by type in voivodships in 2017

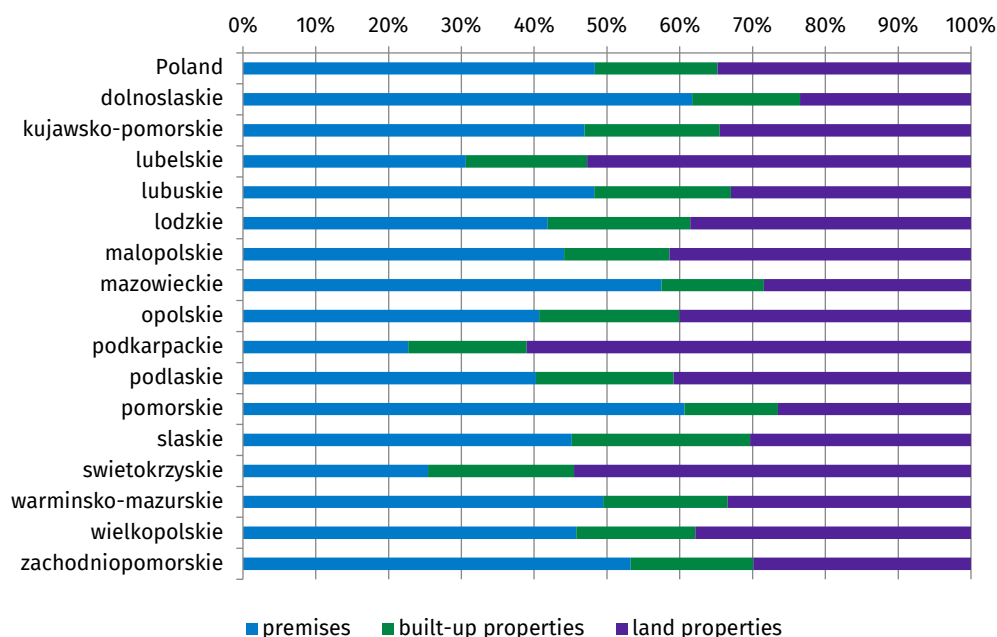


Table 3. Price indices of residential premises in 2017

SPECIFICATION	2017		
	previous year=100	2010=100	2015=100
TOTAL	103.8	100.1	105.8
Primary market	103.2	103.0	104.3
Secondary market	104.5	99.5	107.1

Prices of residential premises in 2017 increased by 3.8% (on primary market – by 3.2% and on secondary market – by 4.5%) in comparison to the previous year.

Chart 2. Prices of residential premises (change in % compared with the previous year)

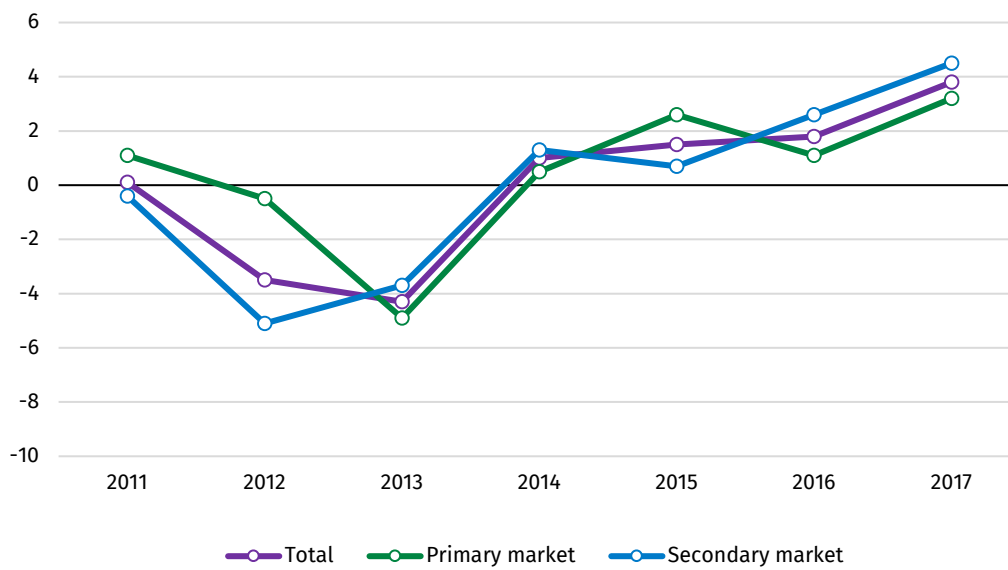
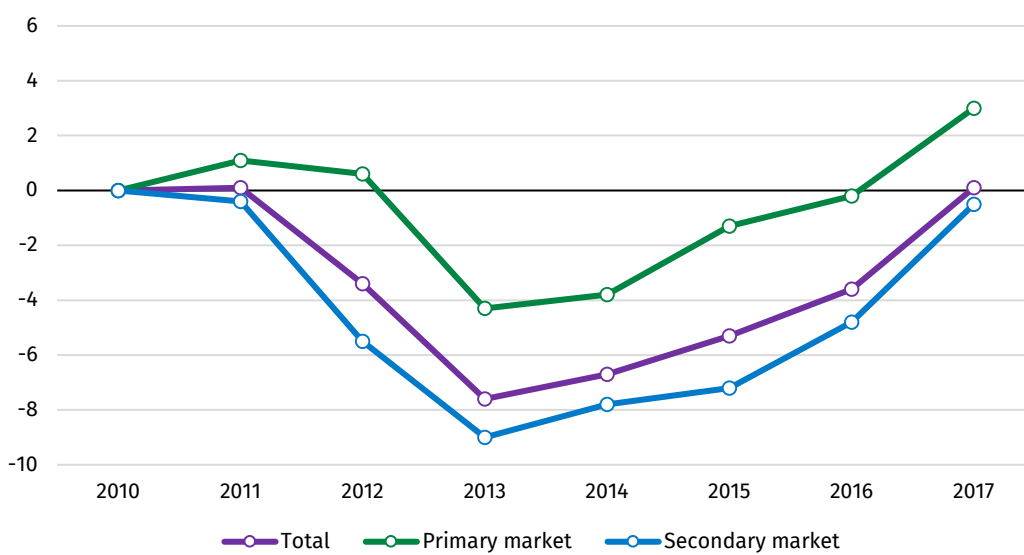


Chart 3. Prices of residential premises (change in % compared with 2010)



Prepared by:

**Trade and Services Department
Renata Rechnio**

Tel: +48 22 608 3802

e-mail: R.Rechnio@stat.gov.pl

Issued by:

**The Spokesperson for the President of
the Statistics Poland**

Karolina Dawidziuk

Tel: +48 22 608 34 75, +48 22 608 30 09

e-mail: rzecznik@stat.gov.pl

Press Office

tel.: +48 22 608 34 91, +48 22 608 38 04

fax: +48 22 608 38 86

e-mail: obslugaprasowa@stat.gov.pl



www.stat.gov.pl/en/



[@StatPoland](https://twitter.com/StatPoland)



[@GlownyUrzadStatystyczny](https://www.facebook.com/GlownyUrzadStatystyczny)

Related information

[Price indices of residential premises by voivodships in the first quarter of 2018](#)

[Price of one square meter of usable floor space of a residential building in the first quarter of 2018](#)

Data available in databases

Terms used in official statistics

[Real estate turnover](#)

[Register of Real Estate Prices and Values](#)

[Premises](#)