

# Nurseries and children's clubs in 2021

31.05.2022

 **10.4%**

Growth of the number of places in nurseries, children's clubs and nursery wards compared to 2020

In 2021 the number of institutional care facilities for children up to age of 3 increased by 9.6% compared to the previous year. There were 5.0 thousand nurseries, children's clubs and nursery wards, which had 191.6 thousand places. The indicator of the number of children up to age of 3 per 1 thousand population increased from 128 in 2020 to 155 in 2021.

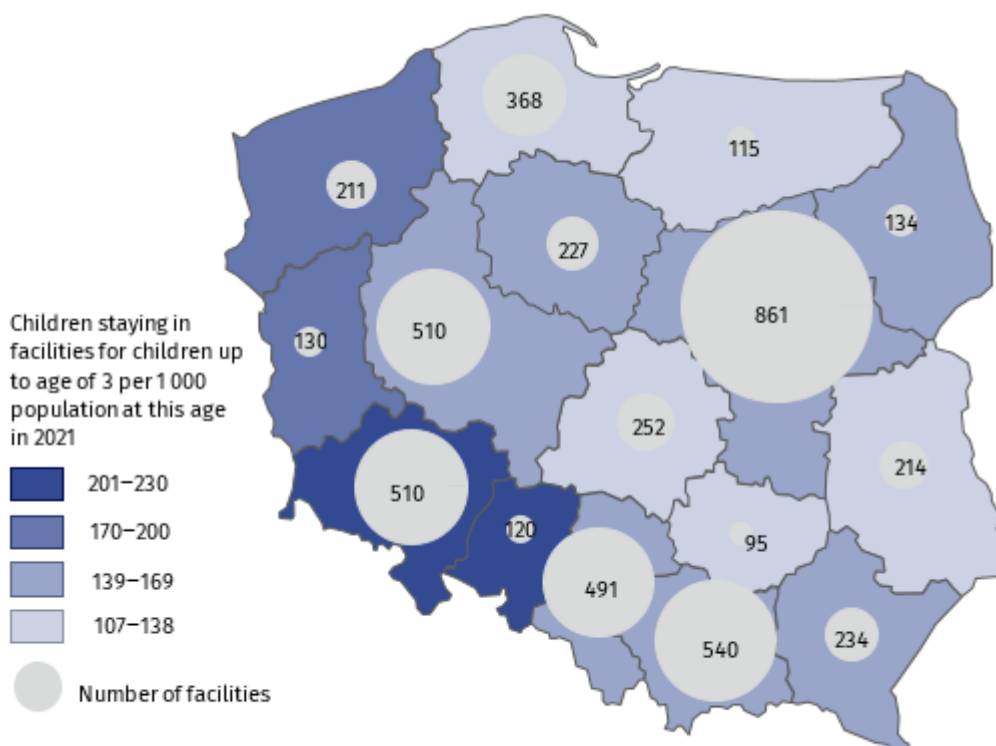
## Children

At the end of the analysed period, there were 163.4 thousand children in nurseries, children's clubs and nursery wards. Most of them stayed in nurseries (nearly 92%). The highest value of the indicator of the number of children up to age of 3 per 1 thousand population was (as in the previous year) in Dolnośląskie Voivodship (230), while the lowest value was recorded in the Warmińsko-Mazurskie Voivodship (107). The low value of that indicator was also recorded in the Świętokrzyskie Voivodship (118).

In 2021 the number of children in nurseries, children's clubs and nursery wards increased by 21.1 thousand (14.8%) compared to the previous year

### Map 1. Facilities for children up to age of 3 in 2021

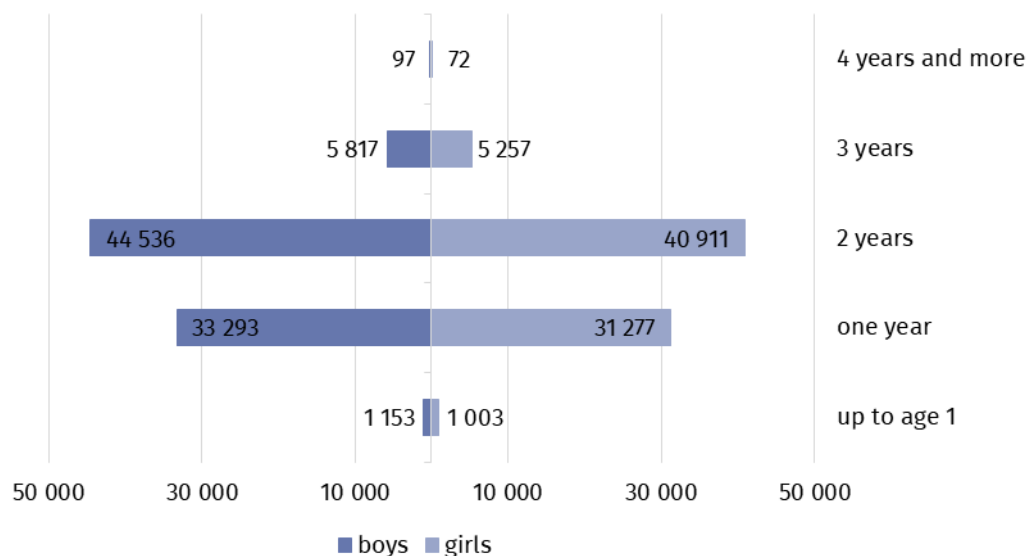
As of 31 December



Two-year olds constituted the biggest group in facilities – 52.3%. The share of one-year-old children and children under age of 1 accounted for 39.5% and 1.3% respectively. The girls accounted for 48.0% of the total number of children in facilities.

**Chart 1. Children in facilities for children up to age of 3<sup>a</sup> by sex and age in 2021**

As of 31 December



a Child care may be performed up to the end of the school year when child reaches age of 3 or when it is either impossible or impeded to provide child with pre-school education – up to age of 4.

Throughout 2021, 256.4 thousand children stayed in facilities, including 1.5 thousand disabled children. Local government covered, partly or entirely, the costs of accommodation in facilities for 65.5% of children.

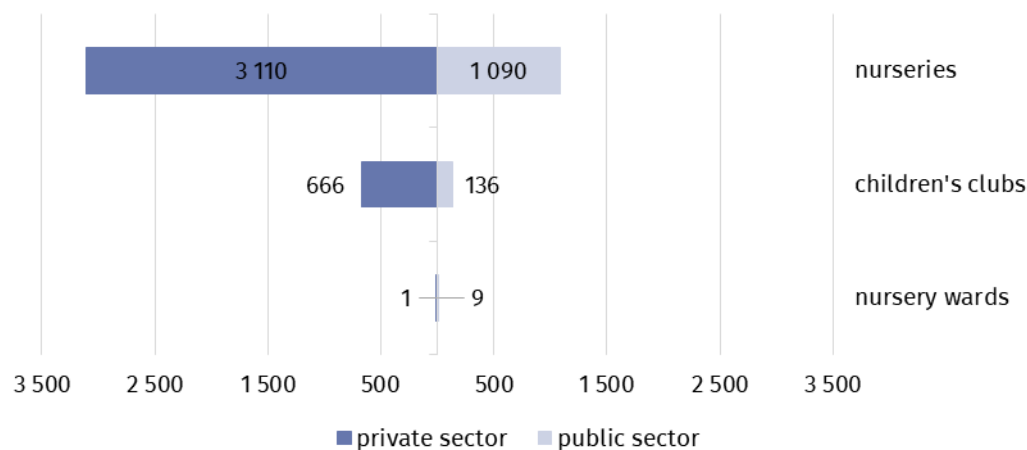
### Facilities

At the end of the analysed period, there were 5.0 thousand facilities for children up to age of 3 in Poland, including 4.2 thousand nurseries. Facilities in private sector (75.4%) accounted for three times more than facilities in public sector (24.6%). Most of nurseries and children's clubs in private sector were run by physical person (66.9%), then by limited liability companies (11.5%) and by civil law partnership company (9.2%). Local government run the biggest number of nurseries and children's clubs in the public sector (over 97%). Every nursery ward was affiliated with kindergartens, most of them with public kindergartens (90.0%).

Nearly 84% of all facilities for children up to age of 3 are nurseries

**Chart 2. Facilities for children up to age of 3 by type of property in 2021**

As of 31 December



65.9% of all facilities for small children were open 5 to 10 hours a day, 33.4% worked even over 10 hours a day. Only children's clubs were open up to 5 hours a day (0.7% of total).

58.4% of facilities for small children had amenities for the disabled children. Mostly there were slipways, driveways and platforms (37.2% of total), bathrooms adapted for disabled children (26.9%) and non-slip floors (26.4%).

### Places

The number of places in all facilities for children up to age of 3 increased from 173.5 thousand in 2020 to 191.6 thousand in 2021. There were 116.4 thousand places in nurseries, children’s clubs and nursery wards in private sector and 75.2 thousand places in public sector.

In private sector, there were 33 places per one nursery on average and in public sector average value was two times higher – 66 places. In the case of nursery wards there were 15 and 38 places respectively and in children’s clubs – 19 and 21.

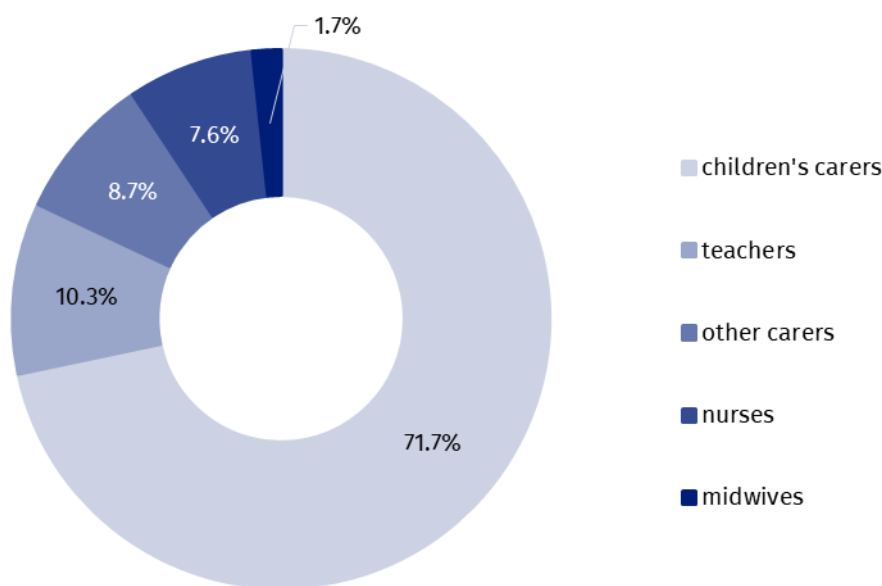
### Staff

31.8 thousand people worked in facilities for children at age up to 3. Children’s carers prevailed among the employees in facilities – almost 72%. Teachers accounted for more than 10% of the total number of employees. The vast majority of employees were women – 99.2%. Facilities for children up to age of 3 were the main workplace for over 90% of children’s carers and teachers. In the case of midwives and nurses, the share was evidently lower and accounted for 49% and 39% respectively.

Nearly 61% of all places in facilities for children up to age of 3 are places in private sector facilities

31.5 thousand women worked in nurseries, children’s clubs and nursery wards, which accounted for 99.2% of all employees

**Chart 3. Structure of employees in facilities for children up to age of 3 in 2021**  
As of 31 December



Nurseries, children’s clubs and nursery wards were supported by volunteers. Throughout the year, 485 volunteers worked in those facilities. Their number increased by nearly 14% compared to the previous year.

**Table 1. The institutional care facilities for children up to age of 3 by voivodships in 2021**

As of 31 December

Voivodships	Facilities	Places	Children
<b>POLAND</b>	<b>5012</b>	<b>191648</b>	<b>163416</b>
Dolnośląskie	510	20496	17697
Kujawsko-pomorskie	227	9009	7378
Lubelskie	214	8308	6885
Lubuskie	130	5352	4818
Łódzkie	252	9678	8325
Małopolskie	540	19286	15124
Mazowieckie	861	31771	27984
Opolskie	120	5587	4929
Podkarpackie	234	9290	8361
Podlaskie	134	5668	4953
Pomorskie	368	12355	10092
Śląskie	491	20493	16974
Świętokrzyskie	95	3707	3316
Warmińsko-mazurskie	115	4348	3765
Wielkopolskie	510	17874	15087
Zachodniopomorskie	211	8426	7728

In the case of quoting data from the Statistics Poland, please provide information: “Source of Statistics Poland data”, and in the case of publishing calculations made using data published by the Statistics Poland, please provide information: “Own study based on Statistics Poland data”.

Prepared by:  
**Statistical Office in Kraków**  
**Director Agnieszka Szlubowska**  
Phone: (+48 12) 420 40 50

Issued by:  
**The Spokesperson for the President  
of Statistics Poland**  
**Karolina Banaszek**  
Phone: (+48) 695 255 011

**Press Office**

Phone: (+48 22) 608 38 04

**e-mail: [obslugaprasowa@stat.gov.pl](mailto:obslugaprasowa@stat.gov.pl)**

-  [stat.gov.pl/en/](https://stat.gov.pl/en/)
-  [@StatPoland](https://twitter.com/StatPoland)
-  [@GlownyUrzadStatystyczny](https://www.facebook.com/GlownyUrzadStatystyczny)
-  [gus\\_stat](https://www.instagram.com/gus_stat)
-  [glownyurządstatystycznygus](https://www.youtube.com/glownyurządstatystycznygus)
-  [glownyurządstatystyczny](https://www.linkedin.com/company/glownyurządstatystyczny)

**Related information**

[Social assistance, child and family services in 2020](#)

**Availability in databases**

[Database Local Data Bank – health care, social welfare and benefits to the family](#)