

# Nurseries and children's clubs in 2019

28.05.2020

**↑ 16.2%**

Growth of the number of places in nurseries, children's clubs and nursery wards compared to 2018

In 2019 the number of institutional care facilities for children up to age of 3 increased by 15.4% compared to the previous year. There were 4.4 thousand nurseries, children's clubs and nursery wards, which had 159.9 thousand places. The indicator of the number of children per 1 thousand population aged up to 3 increased from 105 in 2018 to 124 in 2019.

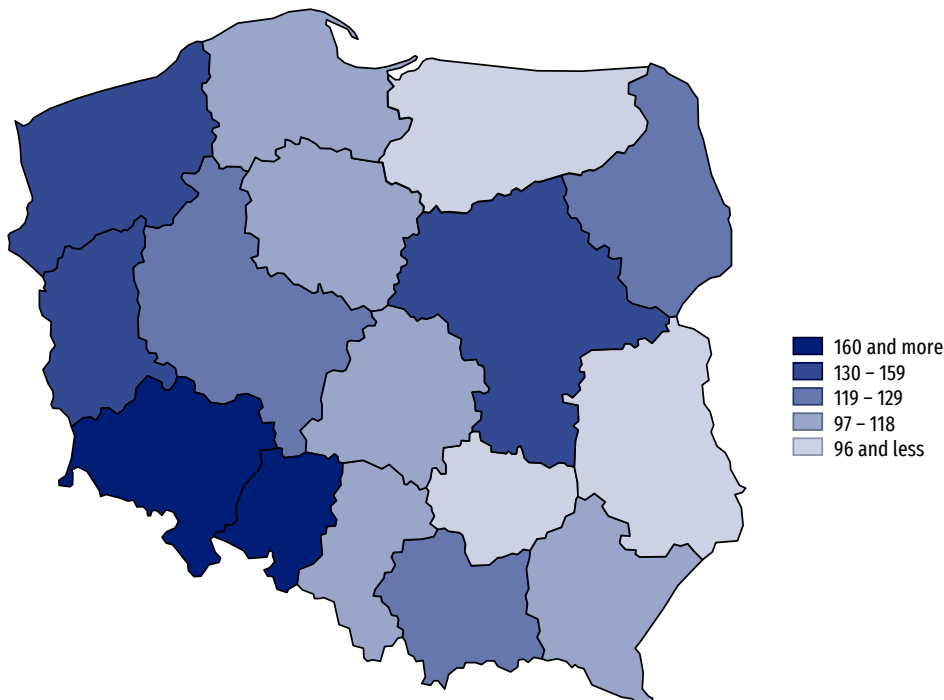
## Children

At the end of 2019 there were 143.6 thousand children in institutional care facilities for children up to age of 3, of which nearly 92% children were in nurseries. Considering the availability of care for small children at the voivodship level, it can be seen that the highest value of this indicator were in Dolnośląskie Voivodship (192). High value of this indicator recorded also in Opolskie Voivodship (172). The lowest values of this indicator were in Świętokrzyskie and Warmińsko-Mazurskie voivodships (respectively 85 and 86).

In 2019 the number of children staying in nurseries, children's clubs and nursery wards increased by 16.8% compared to 2018

**Map 1. Children staying in facilities for children up to age of 3 per 1000 population at this age in 2019**

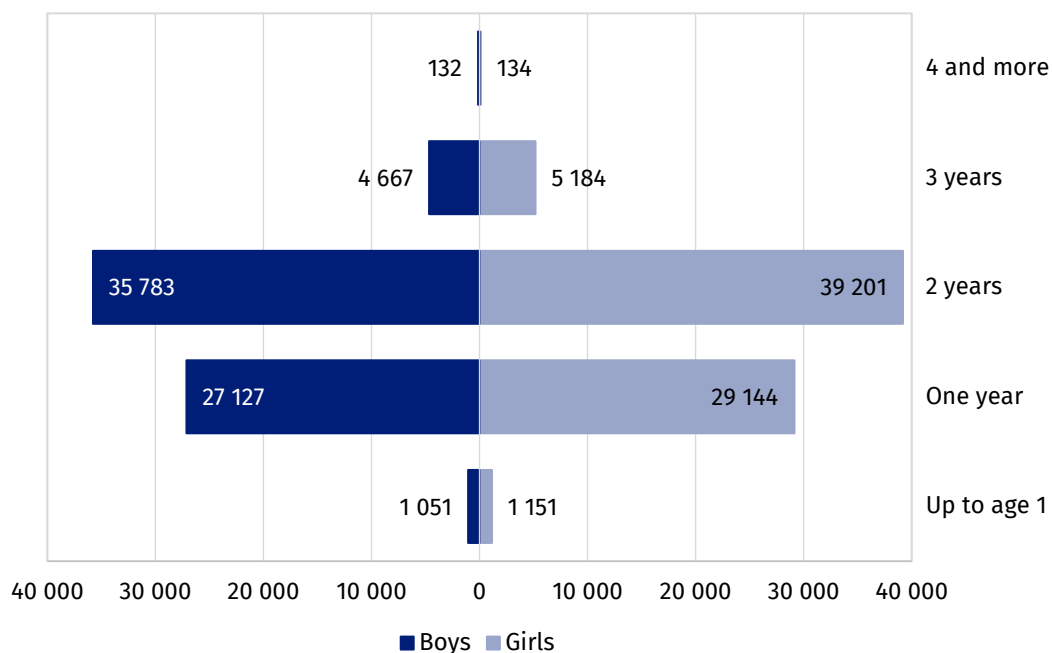
As of 31st December



Children at age of 2 constituted the major group (52.2%) and children at age of one year – about 40%. Percentage of children under age of 1 was 1.5%. Boys constituted over 52% of total number of children in facilities.

**Chart 1. Children in facilities for children up to age of 3 by sex and age in 2019**

As of 31st December



During the year there were 222.2 thousand children in facilities, of which 1.3 thousand disabled children. The costs of stay in facilities were partly or completely covered by local government 65.5% of children.

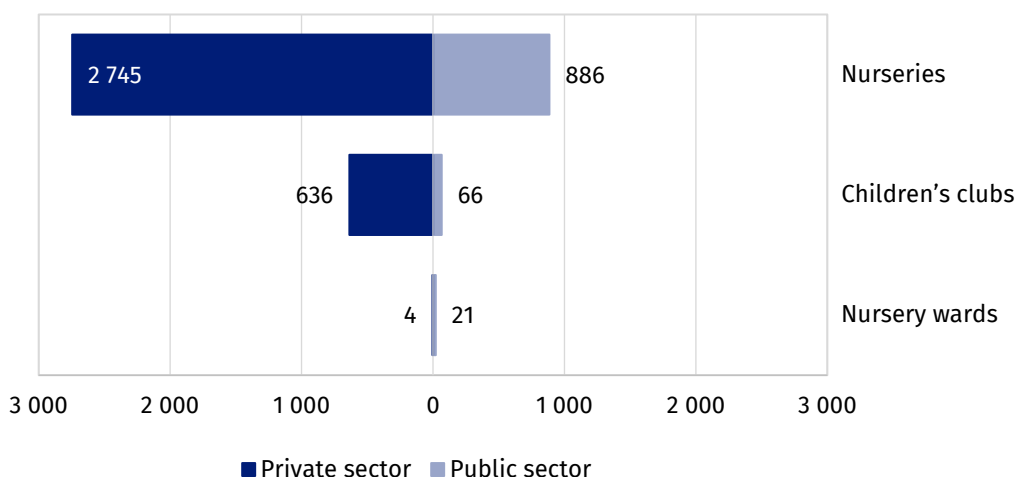
### Facilities

As of 31st December 2019 there were 4.4 thousand facilities for children up to age of 3 in Poland, of which the most of nurseries (83.3%). Among all facilities nearly 78% belonged to private sector. The most of nurseries and children's clubs in private sector belonged to natural persons conducting economic activity (68.1%). Every tenth facility was founded by limited liability company (10.2%) or civil law partnership company (9.5%). In public sector 97.4% nurseries and children's clubs were run by local government. All nursery wards were founded by kindergartens, of which mainly by public kindergartens (84.0%).

Over 83% of all facilities for children up to age of 3 were nurseries

**Chart 2. Facilities for children up to age of 3 by ownership sectors in 2019**

As of 31st December



The most of nurseries were open 5 to 10 hours a day (54.1%) and the others for over 10 hours a day. Children’s clubs were usually open 5 to 10 hours a day (88.5%), less often to 5 hours a day (8.7%) and sporadically over 10 hours a day (nearly 3%). Three out of four nursery wards provided care for 5–10 hours a day (76.0%) and the others for over 10 hours a day (24.0%).

51.6% of facilities for small children had facilities for the disabled. Mostly there were slipways, driveways and platforms (34.1% of the total number), non-slip floors (22.3%) and bathrooms adapted for disabled children (21.8%).

### Places

The number of places in all facilities for small children increased from 137.6 thousand in 2018 to 159.9 thousand in 2019. Nurseries, children’s clubs and nursery wards in private sector had 96.8 thousand places and there were 63.1 thousand places in public sector.

The indicator of the number of places per one facility was varied. In private sector, there were 31 places per one nursery on average and in public sector the average value of the indicator was more than two times higher (69 places). In the case of nursery wards, the average number of places was 19 in private sector facilities and 31 in public sector facilities. Children’s clubs were the smallest and had respectively 18 and 21 places on average.

### Staff

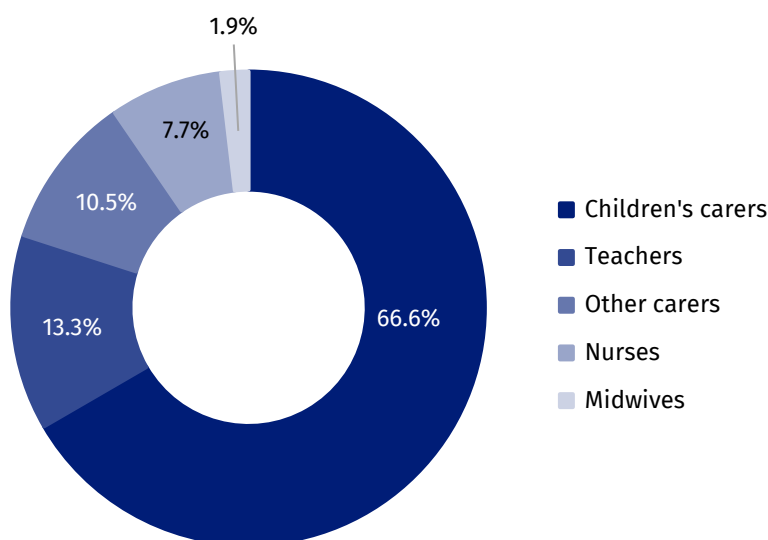
27.7 thousand people worked in facilities for small children. Among employed in facilities children’s carers dominated (nearly 67%). Teachers constituted over 13% of the total number of employees. The vast majority of employees were women (99,3%). Facilities for children up to age of 3 were the main workplace for over 90% of children’s carers and teachers. In the case of midwives and nurses, this percentage was definitely lower and was equal respectively about 57% and 48%.

Nearly 61% of all places in facilities for children up to age of 3 were in private sector facilities

Over 99% of all people employed in nurseries, children’s clubs and nursery wards were women

**Chart 3. Structure of employed persons in facilities for children up to age of 3 in 2019**

As of 31st December



Nurseries, children’s clubs and nursery wards were supported by volunteers. During the year, 556 volunteers worked in these facilities. This number increased by nearly 20% compared to the previous year.

**Table 1. The institutional care facilities for children up to age of 3 by voivodships in 2019**

As of 31st December

Voivodships	Facilities	Places	Children
<b>POLAND</b>	<b>4 358</b>	<b>159 896</b>	<b>143 574</b>
Dolnośląskie	458	17 255	15 886
Kujawsko-pomorskie	175	6 828	5 946
Lubelskie	164	5 907	5 491
Lubuskie	109	4 373	4 144
Łódzkie	218	8 370	7 810
Małopolskie	471	16 184	13 575
Mazowieckie	786	27 614	24 594
Opolskie	106	5 013	4 453
Podkarpackie	201	7 857	7 170
Podlaskie	112	4 610	4 268
Pomorskie	310	9 427	8 483
Śląskie	419	16 572	14 688
Świętokrzyskie	78	2 887	2 665
Warmińsko-mazurskie	110	3 774	3 500
Wielkopolskie	450	15 794	14 161
Zachodniopomorskie	191	7 431	6 740

Prepared by:

**Statistical Office in Kraków**  
**Director Agnieszka Szlubowska**  
Office: tel. (+48 12) 420 40 50

Issued by:

**The Spokesperson for the President**  
**of Statistics Poland**  
**Karolina Banaszek**  
Mobile: (+48) 695 255 011

**Press Office**

Office: tel. (+48 22) 608 34 91; 608 38 04

**e-mail: [obslugaprasowa@stat.gov.pl](mailto:obslugaprasowa@stat.gov.pl)**



[www.stat.gov.pl/en/](http://www.stat.gov.pl/en/)



[@StatPoland](https://twitter.com/StatPoland)



[@GlownyUrzadStatystyczny](https://www.facebook.com/GlownyUrzadStatystyczny)

**Related information**

[Social assistance, child and family services in 2018](#)

**Availability in databases**

[Database Local Data Bank – health care, social welfare and benefits to the family](#)