

# Care services for children under age of 3 in 2023

18.09.2024

**226.4 thousand**

The number of places in nurseries, children's clubs and at day carers'

At the end of 2023, there were 4.6 thousand nurseries, 0.9 thousand children's clubs and 2.1 thousand day carers providing in total 226.4 thousand places. In nurseries 162.3 thousand children stayed, 14.2 thousand in children's clubs and 10.2 thousand at day carers'.

## Nurseries

As of 31 December 2023, in Poland there were 4 580 nurseries. Most of them (2 204) were run by physical persons, the least of them (4) by public institutions. The other facilities were run by local government (1 179), legal persons (796) and non-legal organisation units (397).

The amenities for children with disabilities were located in 41.3% facilities. The architectural amenities for children with motor disabilities were recorded most frequently (32.1% of total number of facilities). Professional personnel was reported in 20.0% nurseries, 11.2% facilities used professional instruments to identify development and educational needs. Other facilities (58.7%) did not dispose of any amenities.

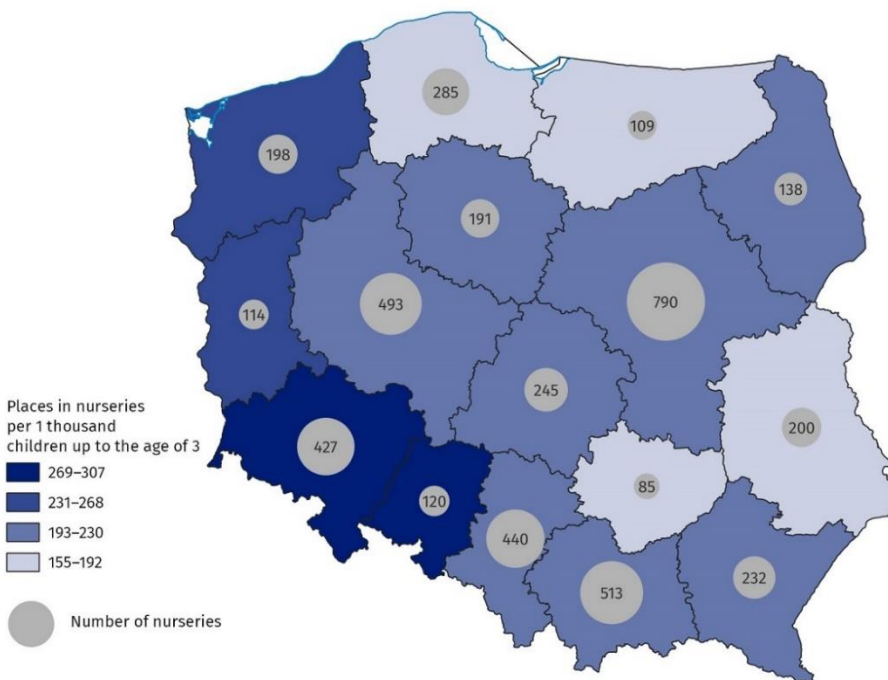
Most facilities were open more from 7 hours to 10 hours a day (61.1%), 38.1% provided the care for more 10 hours a day and the others were the nurseries open up to 7 hours a day.

The number of places in all nurseries amounted to 195.7 thousand. Most places were located in Mazowieckie voivodeship (33.7 thousand) and the lowest number was recorded in Świętokrzyskie voivodeship (3.8 thousand). Considering the number of places in nurseries per 1 thousand children up to age of 3, the biggest value referred to Dolnośląskie voivodeship (307) and the lowest one to Warmińsko-mazurskie voivodeship (155).

4 580 nurseries provided  
195.7 thousand places

**Map 1. Places in nurseries per 1 thousand children up to age of 3 in 2023**

As of 31 December

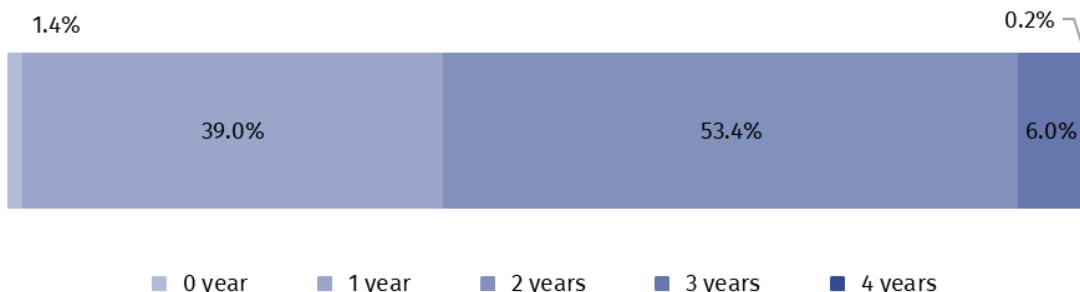


Source: The data provided by the Ministry of Family, Labour and Social Policy.

At the end of the analysed period 162.3 thousand children benefitted from the care in nurseries. The biggest share of children staying in care centres was two-year olds – 53.4% and the smallest one was children at age of 4 – 0.2%. Girls accounted for 48.6% all children staying in the centres.

**Chart 1. Children in nurseries by age in 2023**

As of 31 December



Source: The data provided by the Ministry of Family, Labour and Social Policy.

**Children’s clubs**

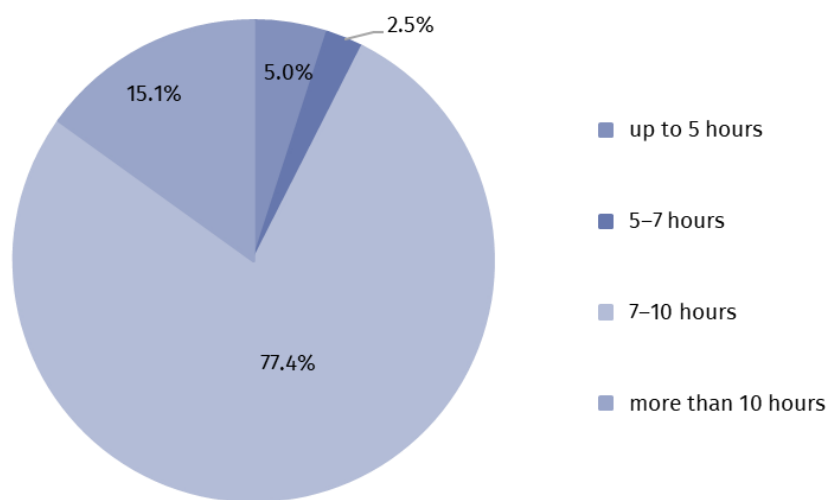
At the end of 2023, there were 882 children’s clubs. Out of all units 527 clubs were run by physical persons, 164 by local government, 131 by legal persons, 57 by non-legal organisational units, and 3 by public organisations.

882 children’s clubs provided 17.7 thousand places

23.5% of clubs were equipped with architectural amenities for motor disabled children, professional personnel has been reported by 12.8% clubs, the special instruments to identify development and educational needs in 7.1%. Over 69% facilities were not equipped with any amenities.

**Chart 2. Children’s clubs by daily working hours in 2023**

As of 31 December



Note. The sections are right side closed.

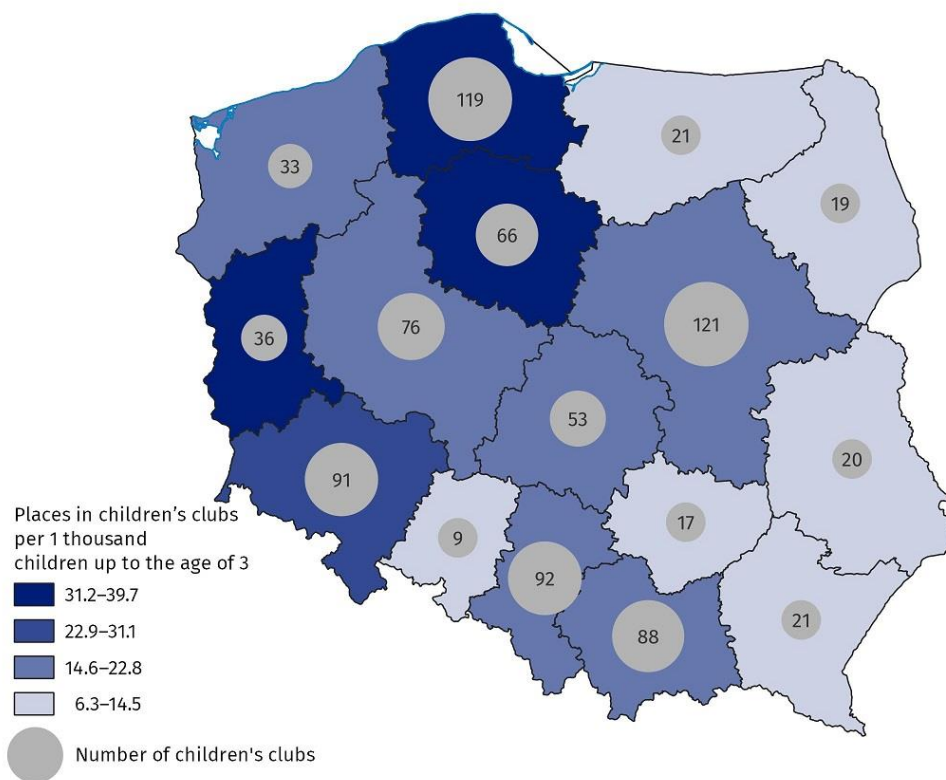
Source: The data provided by the Ministry of Family, Labour and Social Policy.

Most children’s clubs (683) provided care services from 7 to 10 hours a day.

The number of places in children’s clubs amounted to 17.7 thousand. The biggest number of places in children’s clubs was recorded in Pomorskie voivodeship (2.5 thousand) and the lowest one in Opolskie voivodeship (0.1 thousand). The biggest number of places per 1 thousand children at age up to 3 was recorded in Pomorskie voivodeship (39.7) and the lowest one in Opolskie voivodeship (6.3).

## Map 2. Places in children's clubs per 1 thousand children up to age of 3 in 2023

As of 31 December



Source: The data provided by the Ministry of Family, Labour and Social Policy.

At the end of the year 14.2 thousand children attended the clubs. Two-year olds were the biggest group staying in the centres – 56.7%. The share of one-year old children accounted for 36.1%, at age of 3 – 6.9%, and at the age up to 4 – 0.2%. The group of children at age of less than one was the least one – 0.1%. Girls accounted for 48.1% of all children staying in the centres.

### Day carers

As of 31 December 2023 in Poland the care was provided by 2 116 day carers. The physical persons were the supervisors of the biggest share of them (1 217) and local government for the smallest one (100).

2 116 day carers provided  
13.0 thousand places

### Chart 3. Day carers by type of supervising body in 2023

As of 31 December



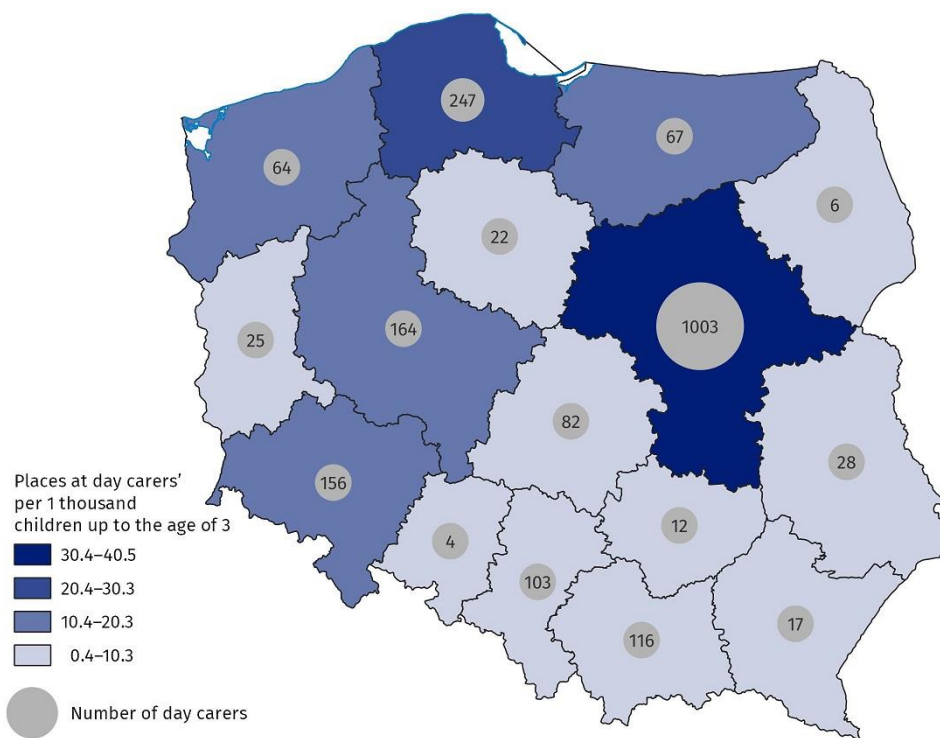
Source: The data provided by the Ministry of Family, Labour and Social Policy.

The biggest share, 80.8% day carers operated from 7 to 10 hours a day, 7.7% provided care for more than 10 hours, 5.8% worked for 5 hours a day and the same share from 5 to 7 hours a day.

The total number of places amounted to 13.0 thousand. Day carers in Mazowieckie voivodeship (6.0 thousand) disposed of the biggest number of places, while the smallest number of places was recorded in Podlaskie voivodeship (11). Considering the number of places per 1 thousand children at age up to 3, the biggest value referred to Mazowieckie voivodeship (40.5) and the lowest one to Opolskie voivodeships (0.4).

**Map 3. Places at day carers' per 1 thousand children up to age of 3 in 2023**

As of 31 December



Source: The data provided by the Ministry of Family, Labour and Social Policy.

At the end of 2023 the services of day carers were provided for 10.2 thousand children. The two-year olds was the largest group under day carers' services – 54.7%. The share of one-year olds and children at age of 3 accounted for 33.8% and 10.8% respectively. The children at age of less than 1 constituted the smallest group – 0.2%. Other children were four years old. Girls accounted for 49.7% of all children under care of day carers.

**Nannies**







According to the Social Insurance Institution data, at the end of 2023 there were 3 793 registered nannies, employed on the basis of activation contract. Women accounted for 98% of all nannies. The persons from 50 to 59 years old amounted to the biggest represented group (1 268). Most of nannies were in Mazowieckie voivodeship (974) and the least number of them was in Opolskie voivodeship (27).

3 793 nannies were registered in Social Insurance Institution

In the case of quoting data from the Statistics Poland, please provide information: "Statistics Poland data source", and in the case of publishing calculations made on data published by the Statistics Poland, please provide information: "Own study based on Statistics Poland data".

Prepared by:  
**Statistical Office in Kraków**  
**Director Agnieszka Szlubowska**  
Phone: (+48 12) 420 40 50

Issued by:  
**Press Office**  
Mobile: (+48) 695 255 032  
Phone: (+48 22) 608 38 04, (+48 22) 449 41 45,  
(+48 22) 608 30 09  
**e-mail: [obslugaprasowa@stat.gov.pl](mailto:obslugaprasowa@stat.gov.pl)**

-  [stat.gov.pl/en/](https://stat.gov.pl/en/)
-  [@StatPoland](https://twitter.com/StatPoland)
-  [@GlownyUrzadStatystyczny](https://www.facebook.com/GlownyUrzadStatystyczny)
-  [gus\\_stat](https://www.instagram.com/gus_stat)
-  [glownyurządstatystycznygus](https://www.youtube.com/glownyurządstatystycznygus)
-  [glownyurządstatystyczny](https://www.linkedin.com/company/glownyurządstatystyczny)

#### **Related information**

[Social assistance, child and family services in 2022](#)

#### **Data available in databases**

[Database Local Data Bank – health care, social welfare and benefits to the family](#)

#### **Terms used in official statistics**

[Day carer](#)

[Nanny](#)

[Nursery, children's club](#)