

Foster care in 2020

13.05.2021

↓ 0.8%
Fall in the number of children in foster care compared to 2019

At the end of 2020, 71.5 thousand children deprived entirely or partly of their own family, were staying in foster care, of which 55.5 thousand children in family foster care and 16.0 thousand children in institutional foster care. The number of children staying in foster care decreased by 0.8% compared to 2019. The fall is related to children staying in institutional foster care.

Forms of family foster care

At the end of 2020 family foster care functioned in the form of related, not professional and professional families which amounted to 35 855 and in the form of foster homes – 685 units. Among foster families, related families accounted for 64.6%, not professional families – 29.6%, and professional families – 5.8%.

Related families accounted for over a half of all foster families

Family foster care

The function of foster family was fulfilled by 19 190 married couples and by 16 665 lone persons. The families which admitted one child accounted for 73.0%, two children – 18.0%, three children – 5.4% and four or more children 3.5% of all foster families. Persons at age of 51–70 most often were performing the role of foster family (53.6% of the total number of persons performing the role of foster family). Foster homes were run by 588 married couples and by 97 lone persons. Most persons (84.4%) performing the function of a family foster home were in the 41–60 age group.

Nearly 54% of persons performing the function of foster family were at age of 51–70

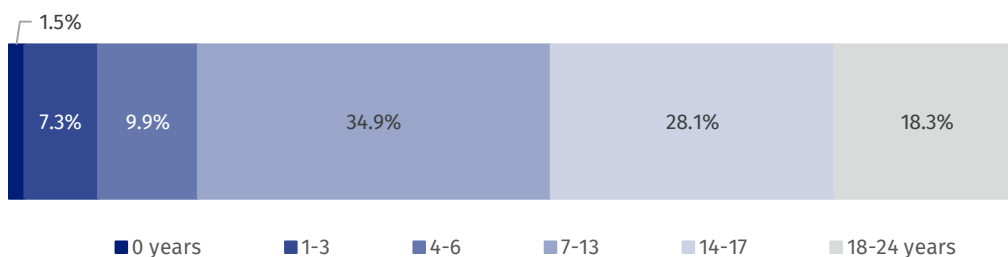
Children in family foster care

There were 55 486 children in family foster care, including 4 747 children in foster homes. Among all persons who were provided with foster care, 6 195 had legal confirmation of disability and 2 628 were orphans. Considering age of children placed in family foster care, children at age of 7–13 constituted the major group (19 354 persons), both in foster families and in foster homes. 8 376 children were admitted for the first time in family foster care in 2020.

Among children who were provided with family types of foster care, 6 195 had legal confirmation of disability

Chart 1. Structure of children in family foster care by age groups in 2020

As of 31 December



In 2020, 5 958 children up to age of 18 left family foster care. The majority of them (33.7%) returned to their own family. 1 140 children went to adoption families, while 1 521 children to other forms of family foster care. 782 children left family foster care because they were moved to institutional foster care. Among 3 743 adult residents who left foster care in 2020, 2 086 set up their own households, while 203 returned to their own families or relatives.

Institutional foster care facilities

At the end of 2020 in Poland there were 1 205 institutional foster care facilities, including 1 193 educational and care facilities, 10 regional educational therapy centres and 2 intervention pre-adoptive centres. The educational and care facilities encompass socialisation centres (751), family centres (223), intervention centres (43), specialist therapy centres (22) and tasks combining centres (154).

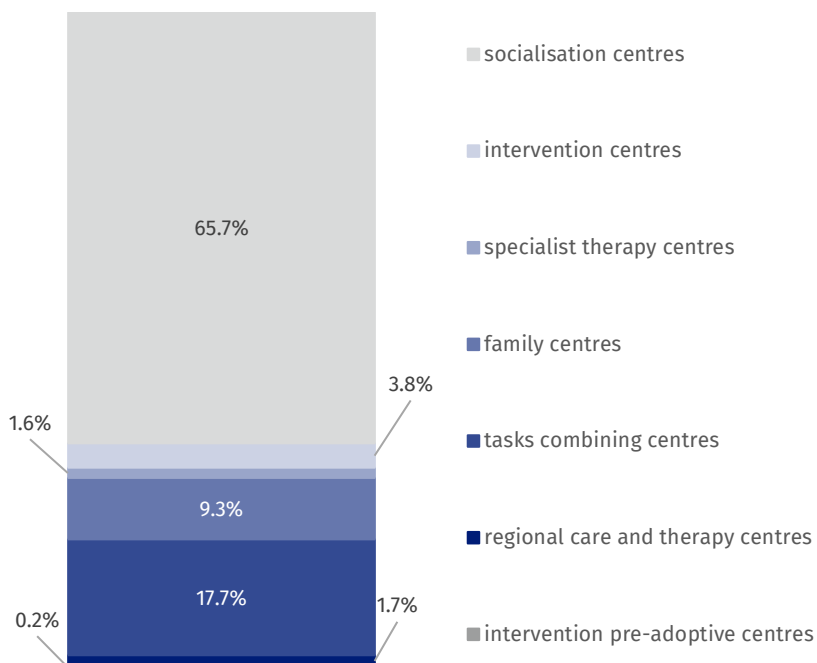
Socialisation centres accounted for over 63% of all institutional foster care facilities

Places in institutional foster care

There were 17 991 places in institutional foster care facilities, including 11 822 places in socialisation centres, 3 179 places in task combining centres and in family, intervention and specialist therapy centres 1 682, 675 and 282 respectively. In other facilities there were 351 places.

Chart 2. Structure of places in institutional foster care facilities by type of facility in 2020

As of 31 December



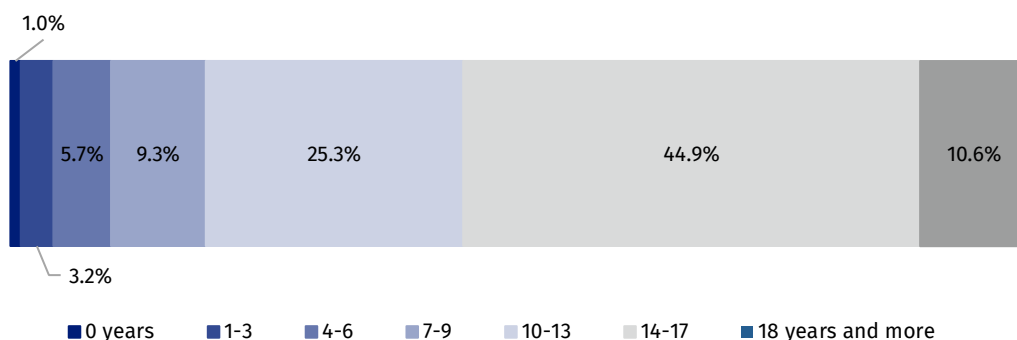
Residents in institutional foster care

At the end of 2020, there were 16 029 residents in institutional foster care. Residents at age of 14–17 constituted the major group (7 196 children). The second biggest group (4 052 persons) were residents at age of 10–13. The smallest was the youngest age group under age of 1 (169 residents). In institutional foster care facilities there were 1 696 adult residents who continued their education.

Residents at age of 14–17 constituted the major group (44.9%)

Chart 3. Structure of residents in institutional foster care by age groups in 2020

As of 31 December



Throughout the year 2020, 3 963 residents up to age of 18 left institutional foster care facilities because of varied reasons. The major group (37.0%) were residents who returned to their own family. Transfer to other type of institutional foster care was the reason for leaving the facilities for 27.3% of children. 21.5% of residents were placed in family foster care, while 6.0% found their new families and went to adoption families. Out of 2 328 residents at age over 18 who left the facilities in 2020, 1 254 set up their own household and 837 returned to their own family.

Table 1. Foster care by voivodships in 2020

As of 31 December

Voivodships	Family care		Institutional care	
	families	children	facilities	residents
POLAND	36 540	55 486	1 205	16 029
Dolnośląskie	3 893	5 695	149	1 922
Kujawsko-pomorskie	2 121	3 341	84	1 147
Lubelskie	1 695	2 597	81	936
Lubuskie	1 329	1 967	32	439
Łódzkie	2 886	4 147	70	1 074
Małopolskie	1 965	2 892	85	1 004
Mazowieckie	4 100	5 909	132	1 646
Opolskie	975	1 485	25	432
Podkarpackie	1 181	1 789	45	684
Podlaskie	911	1 390	25	371
Pomorskie	2 380	4 066	78	1 032
Śląskie	4 948	7 542	171	2 167
Świętokrzyskie	1 005	1 422	46	567
Warmińsko-mazurskie	1 771	2 803	58	835
Wielkopolskie	3 040	4 704	65	929
Zachodniopomorskie	2 340	3 737	59	844

In the case of quoting data from the Statistics Poland, please provide information: "Statistics Poland data source", and in the case of publishing calculations made on data published by the Statistics Poland, please provide information: "Own study based on Statistics Poland data".

Prepared by:

Statistical Office in Kraków
Director Agnieszka Szlubowska
Office: tel. (+48 12) 420 40 50

Issued by:

The Spokesperson for the President of
Statistics Poland
Karolina Banaszek
Mobile: tel. (+48) 695 255 011

Press Office

Office: tel. (+48 22) 608 34 91; 608 38 04

e-mail: obslugaprasowa@stat.gov.pl



www.stat.gov.pl/en/



[@StatPoland](https://twitter.com/StatPoland)



[@GlownyUrzadStatystyczny](https://www.facebook.com/GlownyUrzadStatystyczny)

Related information

[Social assistance, child and family services in 2019](#)

Data available in databases

[Database Local Data Bank – health care and social welfare](#)

Terms used in official statistics

[Pre-adoptive intervention centre](#)

[Family foster care coordinator](#)

[Foster care](#)

[Centres combining tasks of the centres](#)

[Care and education centre for children and young people](#)

[Intervention centre](#)

[Family centre](#)

[Socialisation centre](#)

[Specialist therapy centre](#)

[Powiat centre for family support](#)

[Regional care and therapy centre](#)