

Foster care in 2019

14.05.2020

↑ 0.4%

Growth of the number of children in foster care compared to 2018

At the end of 2019, 72.1 thousand children deprived entirely or partly of their own family, were staying in foster care, of which 55.4 thousand children in family foster care and 16.7 thousand children in institutional foster care. The number of children staying in foster care increased by 0.4% compared to 2018. The growth related both to children staying in family foster care and in institutional one.

Forms of family foster care

In family foster care, there were 36 006 foster families and 666 foster homes. Among foster families, related families accounted for 64.3%, not professional families – 29.8%, and professional families – 5.9%.

Related families accounted for over a half of all foster families

Family foster care

The function of foster family was fulfilled by 19 605 married couples and by 16 401 lone persons. 72.9% of foster families admitted one child; 18.0% – two children, 5.5% – three children and 3.5% – four or more children. Persons at age of 51–70 most often were performing the role of foster family (54.9% of the total number of persons performing the role of foster family). Foster homes were run by 585 married couples and by 81 lone persons. Most persons (81.1%) performing the function of a family foster home were in the 41–60 age group.

Nearly 55% of persons performing the function of foster family were at age of 51–70

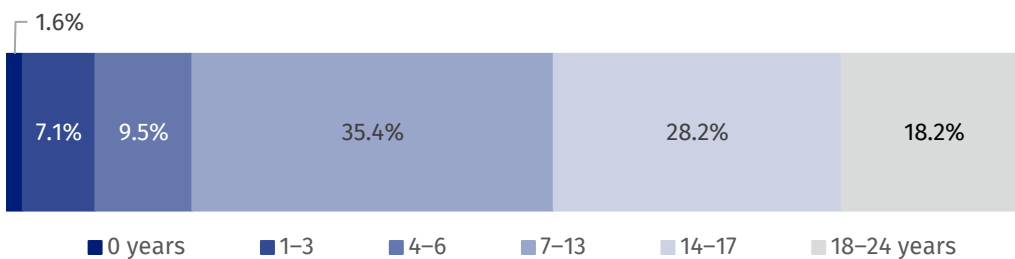
Children in family foster care

There were 55 429 children in family foster care, including 4 500 children in foster homes. Among all persons who were provided with foster care, 6 027 had legal confirmation of disability and 2 739 were orphans. Considering age of children placed in family foster care, children at age of 7–13 constituted the major group (19 641 persons), both in foster families and in foster homes. 8 717 children were admitted for the first time in family foster care in 2019.

Among children who were provided with family types of foster care, 6 027 had legal confirmation of disability

Chart 1. Structure of children in family foster care by age groups in 2019

As of 31st December



In 2019, 5 850 children up to age of 18 left family foster care. The majority of them (34.6%) returned to their own family. 1 175 children went to adoption families, while 1 346 children to other forms of family foster care. 808 children left family foster care because they were moved to institutional foster care. Among 3 918 adult residents who left foster care in 2019, 2 131 set up their own households, while 204 returned to their own families or relatives.

Institutional foster care facilities

In Poland at the end of 2019 there were 1 166 educational and care facilities, 10 regional educational therapy centres and 2 intervention pre-adoptive centres. The educational and care facilities encompass socialisation centres (720), family centres (230), intervention centres (41), specialist therapy centres (24) and tasks combining centres (151).

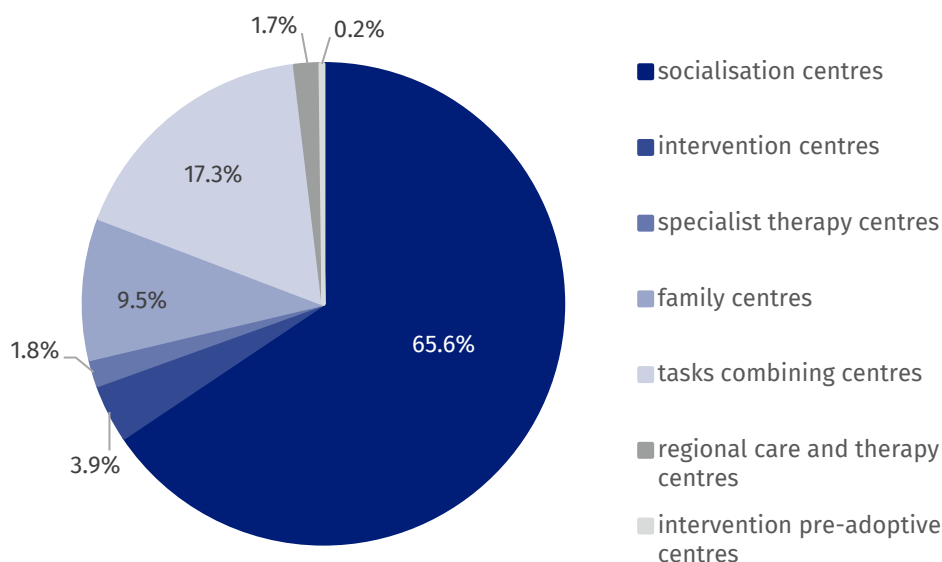
Socialisation centres accounted for over 60% of all institutional foster care facilities

Places in institutional foster care

The socialisation centres had 11 990 places, task combining centres (3 152), family centres (1 734), intervention centres (720), specialist therapy centres (319) and other centres (351).

Chart 2. Structure of places in institutional foster care facilities by type of facility in 2019

As of 31st December



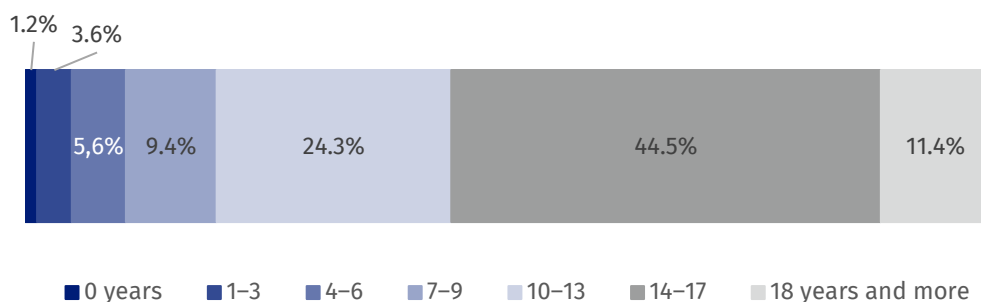
Residents in institutional foster care

At the end of 2019, there were 16 668 residents in institutional foster care. Residents at age of 14–17 constituted the major group (7 410). The second biggest group (4 058 persons) were residents at age of 10–13. The smallest was the youngest age group under age of 1 (196 residents). In institutional foster care facilities there were 1 899 adult residents who continued their education.

Residents at age of 14–17 constituted the major group (44.5%)

Chart 3. Structure of residents in institutional foster care by age groups in 2019

As of 31st December



Within the period of 2019, 4 374 residents up to age of 18 left institutional foster care facilities because of varied reasons. The major group (36.0%) were residents who returned to their own family. Transfer to other type of institutional foster care was the reason for leaving the facilities for 25.1% of children. 21.9% of residents were placed in family foster care, while 8.1% found their new families and went to adoption families. Among 2 198 adult residents, who left the centres in 2019, 1 158 set up their own household and 836 returned to their family.

Table 1. Foster care by voivodships in 2019

As of 31st December

Voivodships	Family care		Institutional care	
	families	children	facilities	residents
POLAND	36 672	55 429	1 178	16 668
Dolnośląskie	3 941	5 725	138	1 780
Kujawsko-pomorskie	2 095	3 267	81	1 191
Lubelskie	1 716	2 585	79	959
Lubuskie	1 353	2 033	33	503
Łódzkie	2 892	4 172	69	1 138
Małopolskie	1 947	2 871	87	1 053
Mazowieckie	4 106	5 882	128	1 803
Opolskie	1 002	1 540	25	466
Podkarpackie	1 211	1 818	44	692
Podlaskie	924	1 400	25	365
Pomorskie	2 346	4 006	75	1 034
Śląskie	4 972	7 579	163	2 355
Świętokrzyskie	993	1 418	48	571
Warmińsko-mazurskie	1 792	2 759	60	902
Wielkopolskie	3 030	4 654	66	1 020
Zachodniopomorskie	2 352	3 720	57	836

Prepared by:

Statistical Office in Kraków
Director Agnieszka Szlubowska
Office: tel. (+48 12) 420 40 50

Issued by:

The Spokesperson for the President
of Statistics Poland
Karolina Banaszek
Mobile: (+48) 695 255 011

Press Office

Office: tel. (+48 22) 608 34 91; 608 38 04

e-mail: obslugaprasowa@stat.gov.pl



www.stat.gov.pl/en/



[@StatPoland](https://twitter.com/StatPoland)



[@GlownyUrzadStatystyczny](https://www.facebook.com/GlownyUrzadStatystyczny)

Related information

[Social assistance, child and family services in 2018](#)

Availability in databases

[Database Local Data Bank – health care and social welfare](#)

Terms used in official statistics

[Pre-adoptive intervention centre](#)

[Family foster care coordinator](#)

[Foster care](#)

[Centres combining tasks of the centres](#)

[Care and education centre for children and young people](#)

[Intervention centre](#)

[Family centre](#)

[Socialisation centre](#)

[Specialist therapy centre](#)

[Powiat centre for family support](#)

[Regional care and therapy centre](#)