

# EMPLOYED PERSONS IN THE NATIONAL ECONOMY IN JULY 2023

As at the end of the month

## EMPLOYED PERSONS IN THE NATIONAL ECONOMY

by sex

**MEN**



8011.8 thousand persons

15124.8 thousand persons



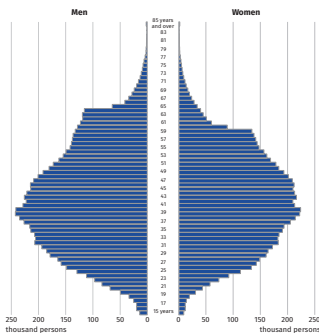
**WOMEN**



7113.0 thousand persons

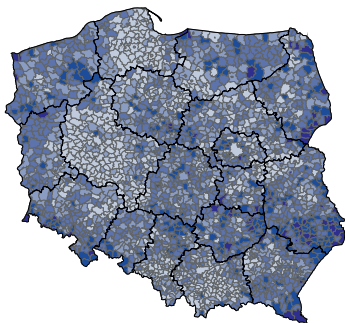
## EMPLOYED PERSONS IN THE NATIONAL ECONOMY

by sex and age



## MEDIAN AGE OF EMPLOYED PERSONS IN THE NATIONAL ECONOMY

by place of residence

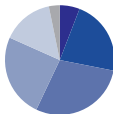
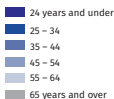


In years:

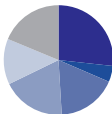
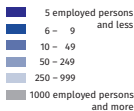


## STRUCTURE OF EMPLOYED PERSONS IN THE NATIONAL ECONOMY

Age groups:



Size of entity:



## EMPLOYED PERSONS IN THE NATIONAL ECONOMY\*

**FOREIGNERS**



604.1 thousand persons

**RETIREES AND PENSIONERS**



764.9 thousand persons

**DISABLED PEOPLE**



476.9 thousand persons

\* The data do not include information on persons insured at KRUS

Due to the rounding of data, in some cases sums of components may slightly differ from the amount given in the item ,total'.

[SEE MORE](#)



News release



Tables