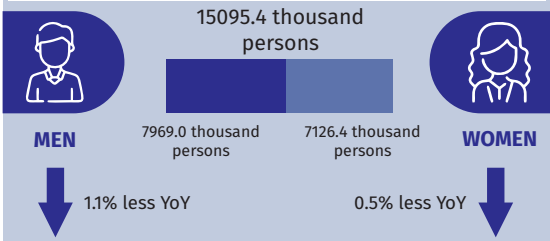


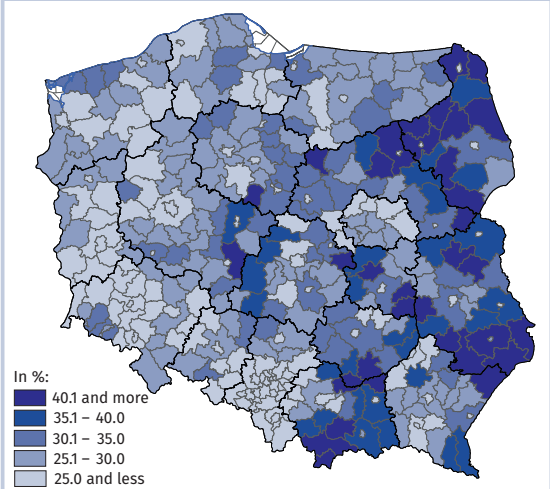
# EMPLOYED PERSONS IN THE NATIONAL ECONOMY IN MARCH 2024

As at the end of the month

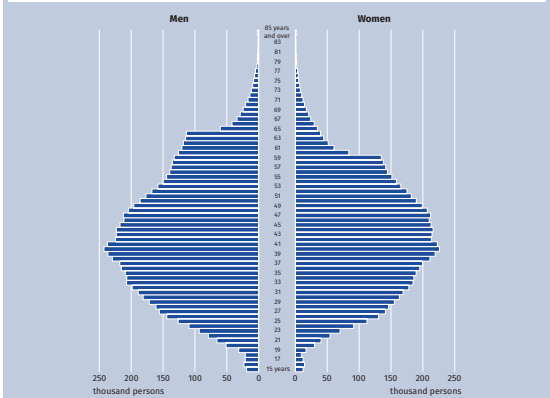
## Employed persons in the national economy by sex



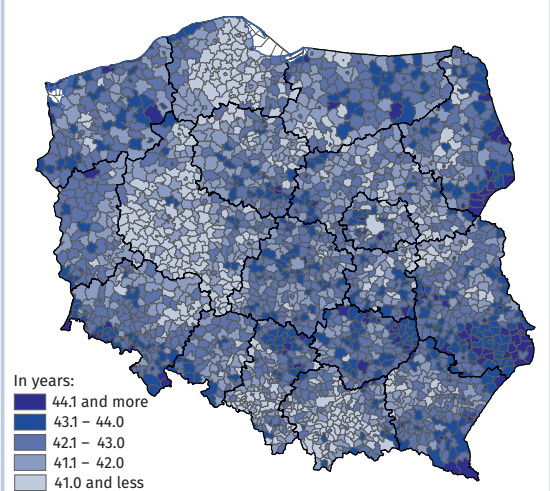
## Share of employed persons working in entities with 5 or fewer employed persons in the total number of employed persons in the national economy by place of residence



## Employed persons in the national economy by sex and age



## Median age of employed persons in the national economy by place of residence



Due to the rounding of data, sums of components may differ from the amount given in the item 'total'.

[SEE MORE](#)

[News release](#)

[Tables](#)