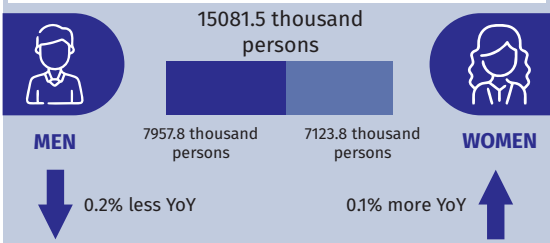


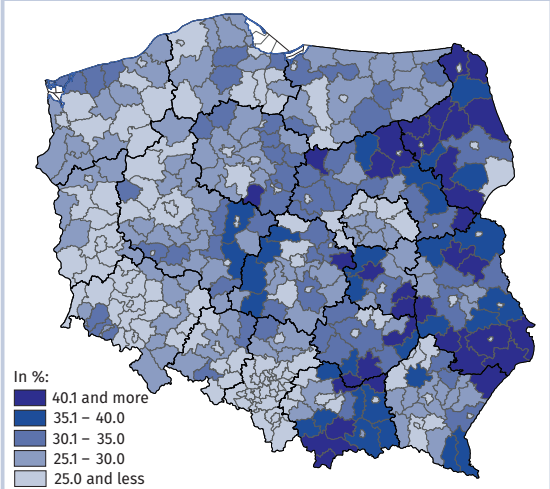
EMPLOYED PERSONS IN THE NATIONAL ECONOMY IN FEBRUARY 2024

As at the end of the month

Employed persons in the national economy by sex



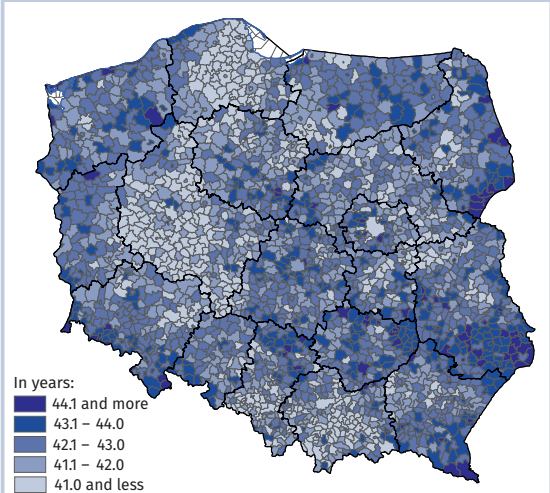
Share of employed persons working in entities with 5 or fewer employed persons in the total number of employed persons in the national economy by place of residence



Employed persons in the national economy by sex and age



Median age of employed persons in the national economy by place of residence



Due to the rounding of data, sums of components may differ from the amount given in the item 'total'.

[SEE MORE](#)

[News release](#)

[Tables](#)