

9.03.2023

The impact of the COVID-19 epidemic on selected elements of the labour market in Poland in the fourth quarter of 2022

3.4%

the share of people who at the end of December 2022 worked remotely due to the epidemic situation in the total number of employed persons

In Poland, in the fourth quarter of 2022, the state of epidemic threat in connection with SARS-CoV-2 infections was still in force. Solutions were still in place to prevent and counter the spread of the said virus.

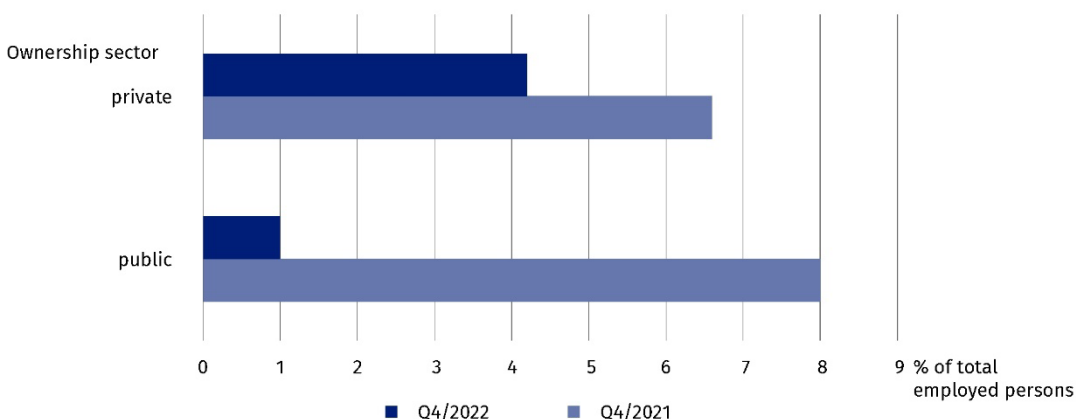
These solutions are also applicable to the labour market. Among them, for instance, is the possibility of working from outside a permanent workplace, that is remote work. The data presented in this publication were obtained from the Labour Demand Survey¹.

Remote work during the period of epidemic threat

At the end of December 2022, there were 422.6 thousand persons who worked remotely due to the epidemic situation. The use of remote working in the private sector was higher than in the public sector. In both sectors, the share was lower than in the fourth quarter of 2021. In the public sector, the share of people who worked remotely due to the epidemic situation in the total number of employed persons decreased from 8.0% at the end of the fourth quarter of 2021 to 1.0% in the analysed period.

Chart 1. Share of employed persons working remotely due to the epidemic situation by ownership sector

As at the end of the quarter



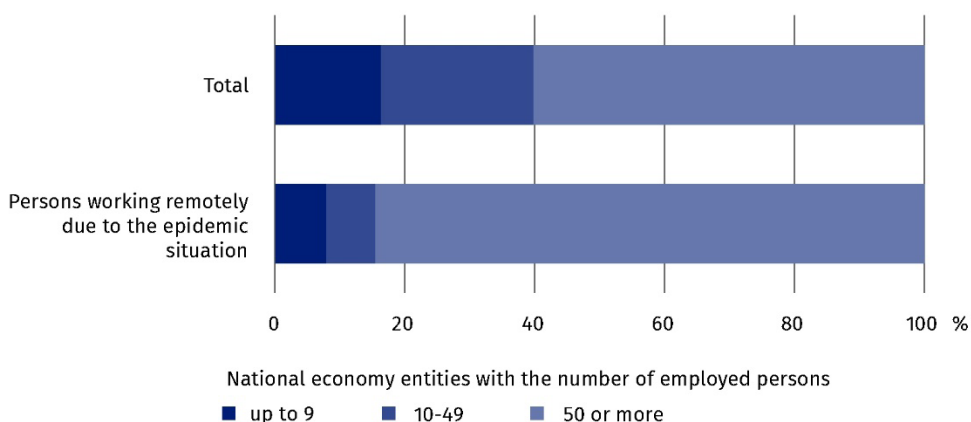
Across the whole economy, the use of remote work in order to reduce the epidemic threat remained highest in national economy entities with 50 employed persons or more. The share of people working remotely in entities of this size was 4.8%, 4.0 percentage points fewer than in the fourth quarter of 2021. In national economy entities with up to 9 employed per-

¹ The data collected are derived from responses to two additional questions attached on the Reporting Portal to the Labour Demand Survey. The survey is conducted using the representative method on a quarterly basis. According to the scope of the survey, it covers national economy entities and their local units employing at least 1 person.

sons, remote work was performed by 1.6% of employed persons, and in entities with 10-49 employed persons 1.1% (a year ago 2.6% and 5.5%, respectively).

Chart 2. Structure of employed persons by size of national economy entities in the fourth quarter of 2022

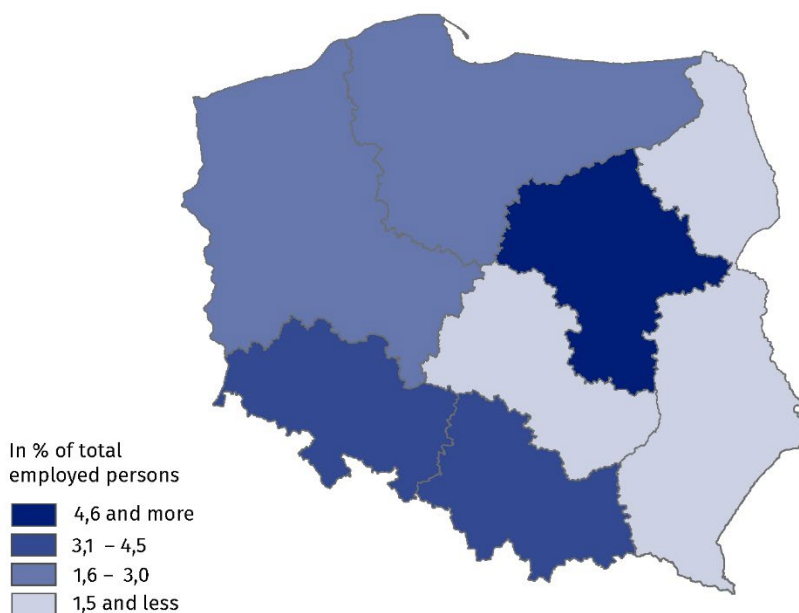
As at the end of the quarter



The scale of implementation of remote work as a result of the epidemic situation varied regionally. To a significantly greater extent than the Polish average, remote working took place in the Makroregion województwo mazowieckie, where 8.0% of employed persons worked remotely as a result of the situation of epidemic threat. Among the other macroregions, the use of this form of work was lowest in the Makroregion Wschodni (0.5%) and the Makroregion Centralny (0.9% of total employed persons).

Map 1. Share of employed persons working remotely due to the epidemic situation by macro-region (NUTS 1) in the fourth quarter of 2022

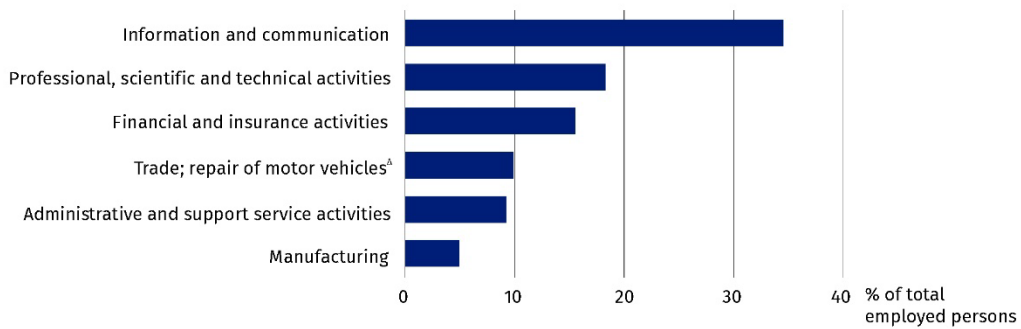
As at the end of the quarter



At the end of the fourth quarter 2022 performing remote work varied depending on the kind of activity. For example, in the Information and communication section, remote work was performed by more than every third employed person working in this section (a year ago, more than every second person worked remotely). A large share of employed persons covered by this form of work due to the presence of an infectious disease caused by the SARS-CoV-2 virus also occurred in the Professional, scientific and technical activities section and Financial and insurance activities section.

Chart 3. Share of employed persons working remotely due to the epidemic situation in selected PKD/NACE sections in the fourth quarter of 2022

As at the end of the quarter



The phenomena presented in this news release will be monitored in subsequent editions of the Labour Demand Survey.

In this news release abbreviated names of NACE, Rev. 2 sections were used. Abbreviations are marked with a 'Δ' symbol. Full names are available on the Eurostat website at: <https://ec.europa.eu/eurostat/data/classifications>

In the case of quoting Statistics Poland data, please provide information: 'Source of data: Statistics Poland', and in the case of publishing calculations made on data published by Statistics Poland, please provide information: 'Own elaboration based on Statistics Poland data.'

Prepared by:
Statistical Office in Bydgoszcz
Director Wiesława Gierańczyk, Ph.D.
Phone: (+48 52) 366 93 90

Issued by:
The Spokesperson for the President
of Statistics Poland
Karolina Banaszek
Phone: (+48) 695 255 011

Press Office

Phone: (+48 22) 608 38 04

e-mail: obslugaprasowa@stat.gov.pl



stat.gov.pl/en/



[@GUS_STAT](https://twitter.com/GUS_STAT)



[@GlownyUrzadStatystyczny](https://www.facebook.com/GlownyUrzadStatystyczny)



[gus_stat](https://www.instagram.com/gus_stat)



[glownyurządstatystyczny](https://www.youtube.com/glownyurządstatystyczny)



[glownyurządstatystyczny](https://www.linkedin.com/company/glownyurządstatystyczny)

Related information

[The impact of the COVID-19 epidemic on selected elements of the labour market in Poland in the third quarter of 2022](#)

[The demand for labour in the third quarter of 2022](#)

[The demand for labour – annual publication](#)

[Methodological report. The demand for labour](#)

[Other publications that contain the results of these surveys: \[stat.gov.pl\]\(https://stat.gov.pl\) → Topics → Labour market](#)

Data available in databases

[Knowledge databases – Labour market](#)

[Strateg → Themes → Labour market](#)

[Local Data Bank → Labour market](#)

Terms used in official statistics

[Demand for labour](#)

[Vacancies](#)

[Newly created jobs](#)