

Opening of the European Census Hub

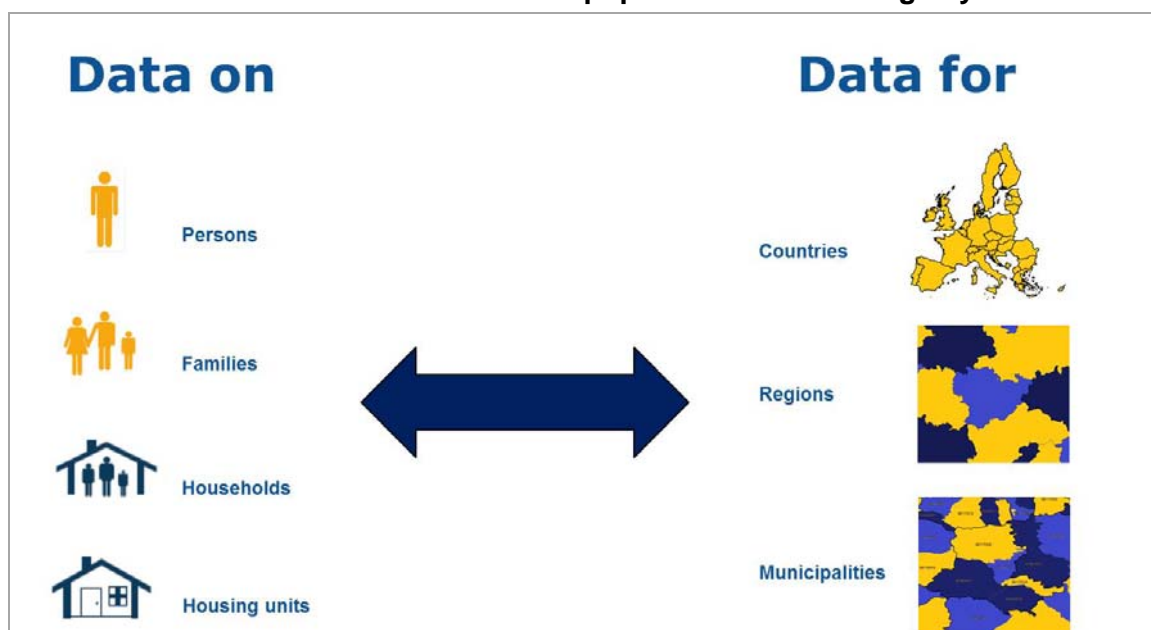
The Census Hub: a new, easy and flexible way to access population and housing census data from all EU countries

How many single parent families live in your area? How many residents in your area were born abroad? When did they arrive in the country? What proportion of dwellings in your area are over 50 years old? And how many of these are unoccupied? How does your area compare with other parts of Europe? There is now an easy and flexible way to get answers to these questions: the Census Hub¹. It provides detailed information to find out more about individuals, families, households and housing in your country, region and even town.

The 2011 Census Programme is an innovative project of the European Statistical System² (ESS). For the first time, Eurostat, together with ESS members, has set up an on-line application, called the Census Hub, that enables users to access census data stored in each EU Member State via a single entry point on the Eurostat website. The Census Hub provides access to a huge and uniquely rich source of data, based on the national census exercises undertaken in EU Member States and EFTA countries during the year 2011, providing information at a detailed geographical level, down to individual municipalities. Users can build their own tables by combining data for different countries and at different scales. This was simply not possible in the past, when only highly aggregated data were available.

On the occasion of the opening of the Census Hub and to illustrate the diversity of the information that can be retrieved from this innovative tool, **Eurostat, the statistical office of the European Union**, presents in this News Release a small selection of indicators about population, family composition and housing at different geographical levels³

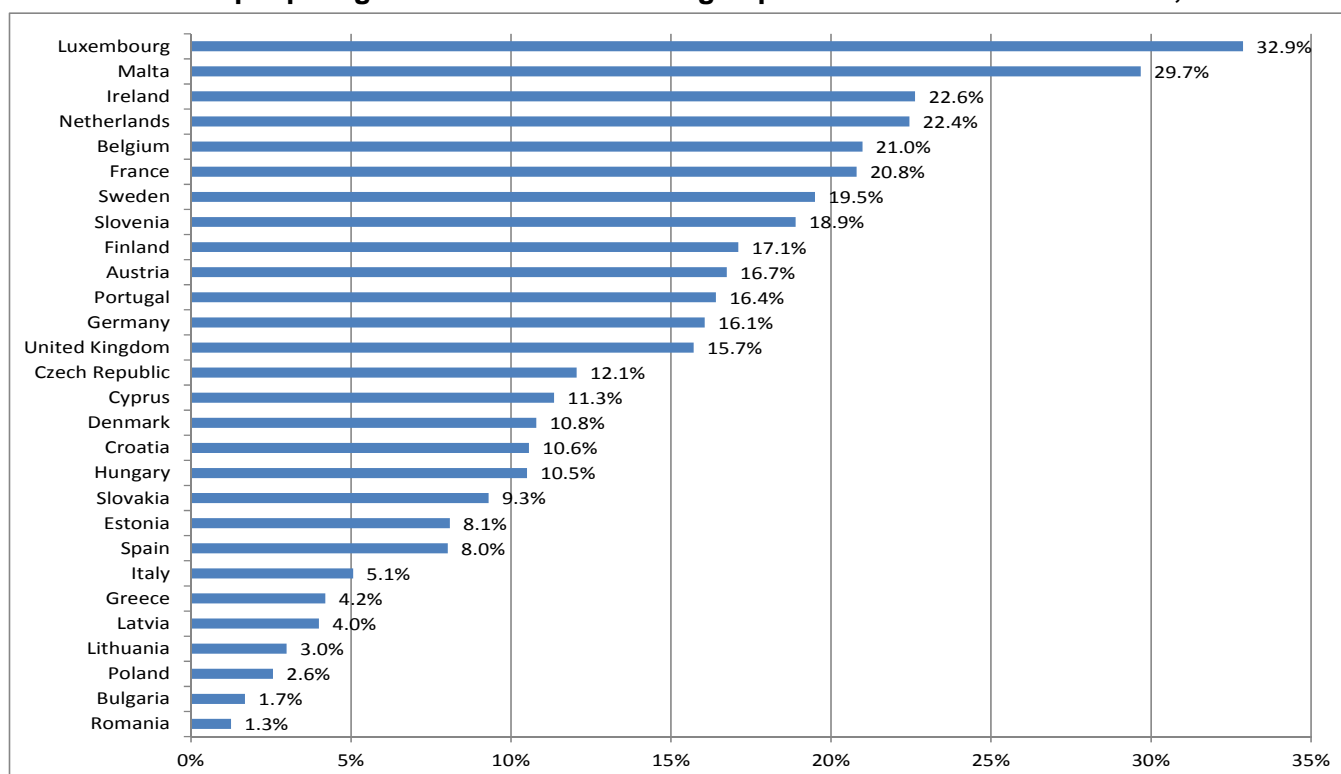
The Census Hub: know more about population and housing in your area



One third of elderly people in Luxembourg do not live in a private household

With 32.9% of people aged 85 and over not living in private households, **Luxembourg** had the highest share among the EU Member States in 2011, followed by **Malta** (29.7%), **Ireland** (22.6%), the **Netherlands** (22.4%), **Belgium** (21.0%) and **France** (20.8%). At the opposite end of the scale, more than 95% of elderly people lived in private households in **Romania** (1.3% not living in private households), **Bulgaria** (1.7%), **Poland** (2.6%), **Lithuania** (3.0%), **Latvia** (4.0%) and **Greece** (4.2%). In the Census Hub, this kind of information is also available at detailed regional level.

Share of people aged 85 and over not living in private households* in the EU, 2011



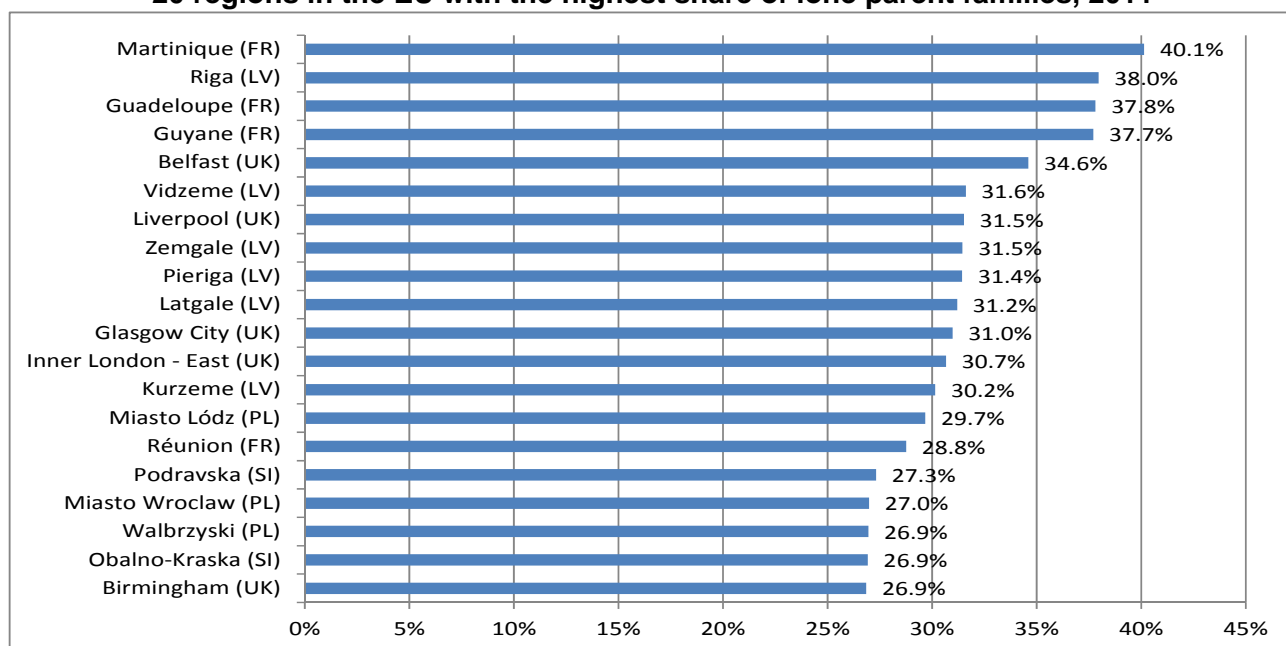
* non-private households mainly refer to collective institutions, but can also include the primary homeless persons and others not living as part of a private household.

Highest proportion of lone parent families in the French department of Martinique, lowest in the Dutch region of Noord-Overijssel

At country level in 2011, the lowest proportions of lone parent families were to be found in **Cyprus** (9.9% of all families), the **Netherlands** (10.6%), **Denmark** (12.2%) and **Germany** (12.7%). With 1 in every 3 families being a lone parent family, **Latvia** (33.4%) recorded the highest proportions of lone parent families in the EU, followed by **Slovenia** (25.2%), **Lithuania** (24.4%), **Estonia** (23.8%) and **Poland** (22.2%).

At a detailed regional level, the highest share of lone parents in the EU in 2011 was registered in the French overseas department of **Martinique** (40.1% of all families), and the lowest in the Dutch region of **Noord-Overijssel** (7.7%). Among the 20 NUTS 3 regions in the EU with the highest shares of lone parent families, six were located in **Latvia** (**Riga**, **Vidzeme**, **Zemgale**, **Pieriga**, **Latgale** and **Kurzeme**, meaning all the Latvian NUTS 3 regions), five in the **United Kingdom** (**Belfast**, **Liverpool**, **Glasgow**, **Inner London - East** and **Birmingham**), four in **France** (the overseas departments of **Martinique**, **Guadeloupe**, **Guyane** and **La Réunion**), three in **Poland** (**Miasto Łódź**, **Miasto Wrocław** and **Walbrzyski**) and two in **Slovenia** (**Podravska** and **Obalno-Kraska**).

20 regions in the EU with the highest share of lone parent families, 2011



Lone parent families in the EU NUTS 3 regions, 2011 (% of all families)

	National average	Region with the highest share		Region with the lowest share	
Belgium	16.1	Arr. Mons	25.7	Arr. Tielt	9.0
Bulgaria	14.7	Sofia (Stolitsa)	18.5	Kardzhali	10.1
Czech Republic	21.4	Hlavní Mesto Praha	25.5	Kraj Vysocina	17.7
Denmark	12.2	Byen København	17.2	Vestjylland	9.2
Germany	12.7	Berlin	18.6	Eichstätt	8.9
Estonia	23.8	Kirde-Eesti	26.2	Kesk-Eesti	21.0
Ireland	18.1	Dublin	20.7	Mid-East	16.0
Greece	15.3	Attiki	17.7	Rodopi	10.7
Spain	16.2	Gran Canaria	23.8	Toledo	12.2
France	14.4	Martinique	40.1	Mayenne	8.2
Croatia	17.1	Grad Zagreb	19.6	Medimurska Zupanija	14.2
Italy	15.9	Roma	22.2	Barletta-Andria-Trani	10.9
Cyprus	9.9	-	-	-	-
Latvia	33.4	Riga	38.0	Kurzeme	30.2
Lithuania	24.4	Vilniaus Apskritis	26.4	Taurages Apskritis	21.9
Luxembourg	15.1	-	-	-	-
Hungary	19.8	Budapest	24.2	Gyor-Moson-Sopron	16.4
Malta	16.5	Malta	16.8	Gozo And Comino	12.1
Netherlands	10.6	Groot-Amsterdam	16.6	Noord-Overijssel	7.7
Austria	16.1	Wien	20.8	Mühlviertel	10.8
Poland	22.2	Miasto Łódź	29.7	Rybnicki	16.1
Portugal	14.9	Região Autónoma Da Madeira	19.7	Beira Interior Norte	10.5
Romania	14.0	Hunedoara	16.2	Ilfov	11.3
Slovenia	25.2	Podravska	27.3	Koroska	21.0
Slovakia	21.4	Bratislavský Kraj	23.3	Presovský Kraj	19.2
Finland	:	:	:	:	:
Sweden	13.1	Stockholms Län	16.3	Jönköpings Län	9.6
United Kingdom	18.4	Belfast	34.6	Orkney Islands	12.3
Iceland	:	:	:	:	:
Liechtenstein	12.8	-	-	-	-
Norway	15.3	Finnmark	21.7	Rogaland	13.2
Switzerland	9.2	Genève	15.2	Uri	6.0

: Data not available

- Not applicable: countries considered as single NUTS 3 regions.

Did you know that census data are also available for almost 125 000 municipalities?

The Census Hub enables people to learn more about their town or municipality. Data on persons, families, households and their housing are available for 123 189 local administrative units throughout Europe. Did you know for instance that people aged 85 and over represented 4% of the population in Salamanca? Did you know that more than half of households in Amsterdam consisted of a single person? That there were 1 661 families of 6 and more persons in Malmö? Did you know that 67% of the families in Hamburg were married couple families, and that almost 5% of all families in Antwerp were lone father families? Did you know that around 2 in every 3 dwellings in Saint-Tropez were secondary/holiday dwellings? And that 93% of dwellings in Tallinn are part of multi-dwelling buildings? These facts and many more can be easily retrieved from the EU 2011 Census Hub.

1. For more information on the Census Hub, see the dedicated section on the Eurostat website: http://epp.eurostat.ec.europa.eu/portal/page/portal/population_and_housing_census/introduction
2. The European Statistical System (ESS) is the partnership between the statistical office of the European Union (Eurostat) and the national statistical institutes (NSIs) and other national authorities responsible in each Member State for the development, production and dissemination of European statistics. This Partnership also includes the four EFTA countries. More information is available under: http://epp.eurostat.ec.europa.eu/portal/page/portal/ess_eurostat/introduction
3. For more information on the NUTS classification, please see: http://epp.eurostat.ec.europa.eu/portal/page/portal/nuts_nomenclature/introduction
For more information on the system of Local administrative units (LAUs), please see: http://epp.eurostat.ec.europa.eu/portal/page/portal/nuts_nomenclature/local_administrative_units

Issued by: **Eurostat Press Office**

Vincent BOURGEAIS
Tel: +352-4301-33 444
eurostat-pressoffice@ec.europa.eu

For further methodological information:

David THOROGOOD
Tel: +352-4301-35 487
david.thorogood@ec.europa.eu

Eurostat news releases on the internet: <http://ec.europa.eu/eurostat>
Follow Eurostat on Twitter: http://twitter.com/EU_Eurostat