

05.10.2022

# Involvement of social economy entities in providing support due to hostilities in the territory of Ukraine (February 24<sup>th</sup>-March 31<sup>st</sup>, 2022)

**8.0 million**

recipients of support<sup>1</sup> were declared by social economy entities support

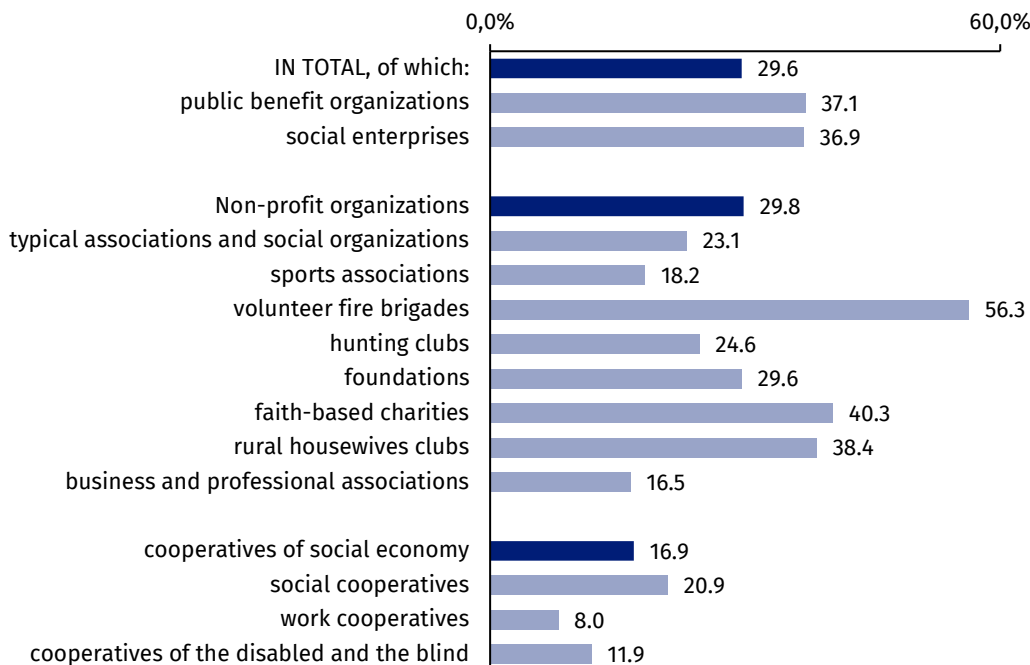
In the period between February 24<sup>th</sup> and March 31<sup>st</sup>, 2022, 28.8 thousand (29.6%) entities of the social economy provided support due to hostilities conducted in the territory of Ukraine. They provided those in need material support with an estimated value of PLN 511 million and financial support in the amount of PLN 140 million.

## Social economy entities that took actions in the first phase of the full-scale war in Ukraine

In the period between February 24<sup>th</sup> and March 31<sup>st</sup>, 2022, 28.6 thousand non-profit organizations (29.8%) and 0.2 thousand cooperatives (16.9%) belonging to the social economy sector took additional actions for the benefit of those in need due to the war conducted on the territory of Ukraine. Out of 28.8 thousand of social economy entities involved, 98.1% conducted activities in Poland, and 7.8% in Ukraine.

29.8% of non-profit organizations and 16.9% of cooperatives belonging to the social economy sector took additional actions due to the full-scale war in the territory of Ukraine

**Chart 1. Percentage of social economy entities involved in support due to hostilities in Ukraine in the period from February 24<sup>th</sup> to March 31<sup>st</sup>, 2022**



Taking into account the type of entity providing support, volunteer fire brigades were most often involved (56.3%), followed by faith-based charities (40.3%) and rural housewives clubs

<sup>1</sup> The number of recipients of support does not mean the same as the number of people who received support, because one person could benefit from the support of more than one social economy entity.

(38.4%). Compared to other groups, there were also high involvement of public benefit organizations (37.1%) and social enterprises (36.9%), and among the types of cooperatives covered by the study - social cooperatives (20.9%).

In the case of non-profit organizations, taking into account the main field of activity, after rescue services (55.1%), a high percentage of entities involved in support occurred among the units dealing with social and humanitarian support (34.7%). In turn, for cooperatives involved in support, the most common type of main activity, according to the NACE division, was in section I - Activities related to accommodation and catering services (36.8%).

The percentage of non-profit organizations that providing support was the highest in the Lubelskie (37.5%) and Świętokrzyskie (37.2%) voivodships, followed by Podkarpackie (30.9%) and Śląskie (30.8%). It was different among cooperatives – the highest share of entities involved in support occurred in Wielkopolskie (25.7%) voivodship, then in Podkarpackie (29.6%) and Lubelskie (23.6%) voivodships.

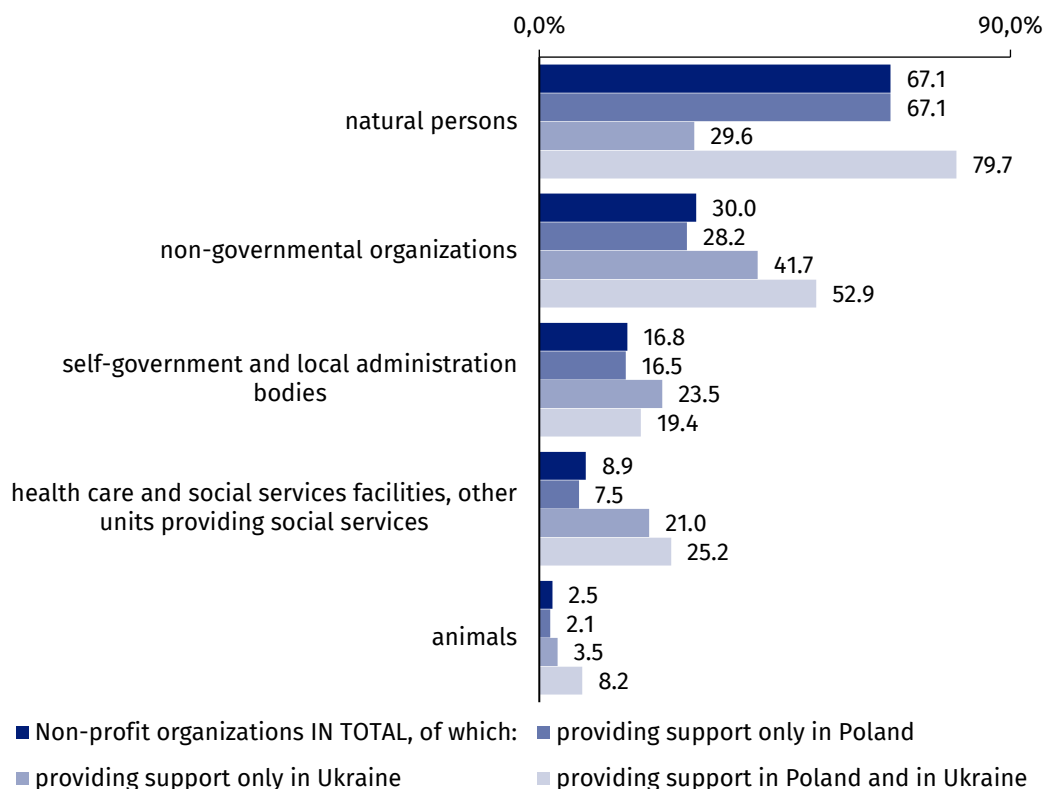
### Recipients of support

The main recipients of the support provided by social economy entities due to full-scale hostilities carried out in Ukraine were natural persons - they were supported by 67.1% of non-profit organizations and 99.1% of cooperatives declaring their involvement in support. In total, social economy entities provided support for approximately 8.0 million recipients (one person could be a recipient of more than one entity) who were natural persons, of which over 7.9 million recipients were benefited from the support of non-governmental organizations.

On average, it was 447 recipients per one non-profit organization providing support to natural persons, and in half of the cases it was no more than 21 persons. Organizations providing support only in Poland indicated 5.2 million recipients who were natural persons, operating in both countries - 2.6 million recipients, and only in Ukraine - 0.1 million recipients.

On average, non-profit organizations helped 447 natural persons

**Chart 2. Percentage of non-profit<sup>a</sup> organizations by type of support recipient**



<sup>a</sup> The organizations that provided support constitute the basis for the percentage. The data on the chart does not add up to 100% due to the possibility of indicating more than one answer.

Non-profit organizations also provided support for other non-governmental organizations (30.0%), self-government/local administration bodies (16.8%) or health care institutions (8.9%). The three above-mentioned types of recipients were more often indicated by entities that provided support both in Poland and in Ukraine, or only in Ukraine.

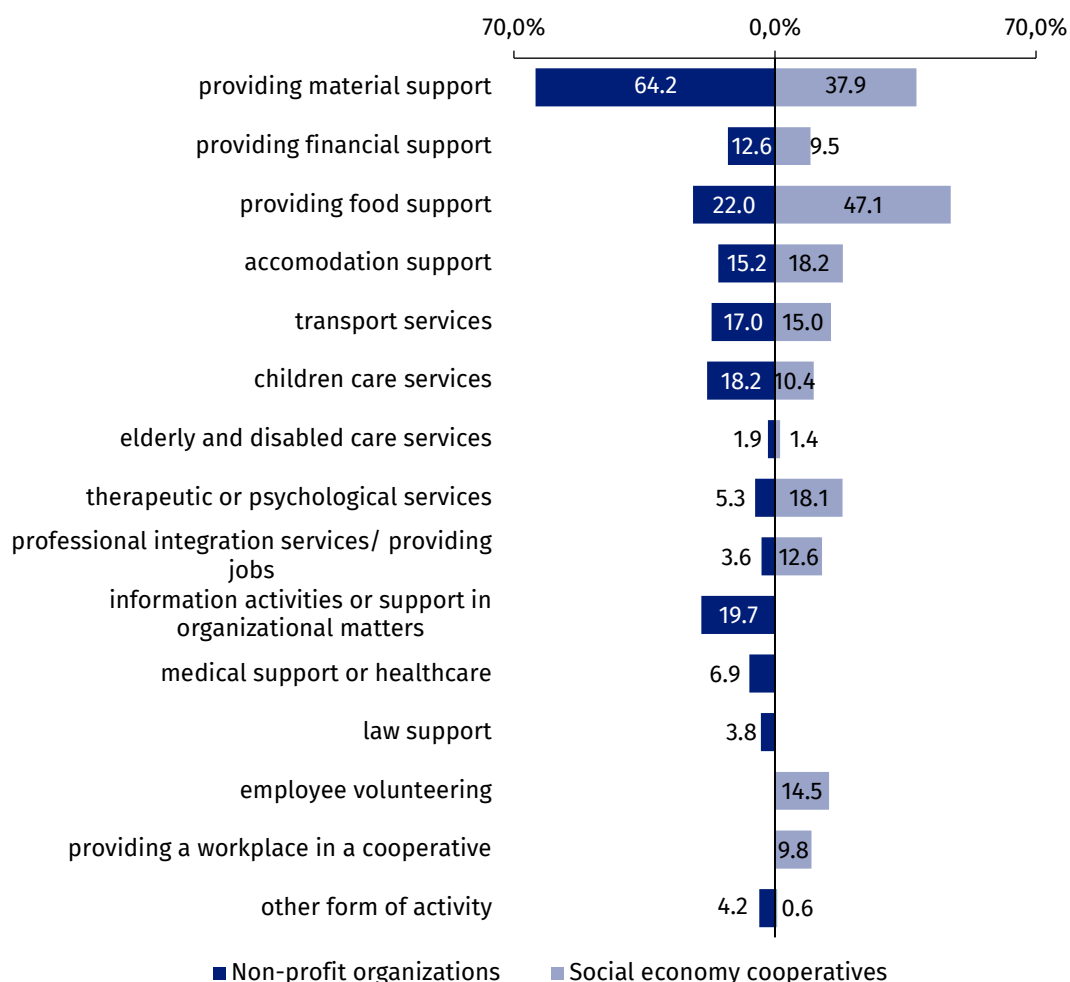
In the case of cooperatives, an average of 82 natural persons was supported, and the median was 30 persons. Cooperatives did not declare providing support to recipients other than natural persons.

### Forms of support

One of the most important forms of support provided due to hostilities in Ukraine was providing material support (64.2% of non-profit organizations and 37.9% of cooperatives). The estimated value of material support provided by non-profit organizations amounted to PLN 509.3 million, and in the case of cooperatives, PLN 1.8 million (PLN 511.1 million, in total).

The key form of support was providing financial support, but also food support

**Chart 3. Percentage of social economy entities according to the form of support**



Non-profit organizations provided material support with an estimated amount of PLN 509.3 million, and cooperatives – in amount of PLN 1.8 million

a The organizations that provided support constitute the basis for the percentage. The data on the chart does not add up to 100% due to the possibility of indicating more than one answer.

The second important element of the support was the providing food support - almost half of the cooperatives (47.1%) and every fifth (22.0%) non-profit organization provided support in this form. Social economy entities also provided accommodation, transport services and children care services.

Financial resources were provided by 12.6% of the non-profit organizations involved in the support, in the total amount of PLN 139.2 million. In the case of cooperatives, it was 9.5%, and the amount of funds transferred was PLN 0.3 million. In total, social economy entities provided financial support in the amount of PLN 139.5 million.

### Methodological information

In the news release, non-profit organizations and social economy cooperatives were included in the list of the social economy entities.

The preliminary results of the Statistics Poland survey - 1.04.09. Integration activities of social economy entities for 2021 carried out on the forms SOF-5 (Report on cooperation, management and integration activities of selected non-profit organizations) and GS-S (Report on the activities of cooperatives: work, social, disabled and blind) were used to prepare this news release. In both, SOF-5 and GS-S forms, an additional, voluntary section was introduced, which was devoted to the involvement of entities in support activities due to the hostilities in the territory of Ukraine until March 31<sup>st</sup>, 2022.

Both reports were carried out via the Reporting Portal, with the use of e-mail, as well as by the traditional postal method.

The SOF-5 form was a panel study, and its file included units from the SOF-1 (Report on the activities of foundations, associations and similar social organizations) and SOF-4s (Report on the activities of business and professional associations), which for 2020 r. submitted their reports. Due to the fact that the file for the SOF-5 form for 2021 was created on the basis of the SOF-1 and SOF-4 files for 2020, to generalize the results, it was necessary to take into account the changes in the survey that occurred between the editions of the study. For this purpose, data from the Statistical Units Database as of December 31<sup>st</sup>, 2021 and data from Social Security were used. Weights were constructed for the result set, which made it possible to generalize the obtained data for the entire population of active individuals.

The GS-S form covered all active cooperatives from among the analysed types, however, due to the fact that not all active entities submitted a report, it was also necessary to construct weights to generalize the obtained data for the entire population of active cooperatives.

**Table 1. Completeness of SOF-5 and GS-S forms for 2021**

form	file of the form		submitted reports	inactive units	refusal to participate in the study, also due to random events	lack of contact
	In thousand	%				
SOF-5	22.7	100.0	93.5	3.4	2.9	0.2
GS-S	1.5	100.0	81.2	9.2	7.8	1.8

As a result of the generalization of the results, the group of active entities as at December 31<sup>st</sup>, 2021 amounted to 96.8 thousand non-profit organizations and 1.3 thousand social, work, as well as the disabled and the blind cooperatives.

In case of quoting Statistics Poland data, please provide information: "Source of data: Statistics Poland", and in case of publishing calculations made on data published by Statistics Poland, please include the following disclaimer: "Own study based on figures from Statistics Poland".

Prepared by:  
**Social Surveys Department**  
**Director: Piotr Łysoń, Ph.D.**  
Tel. +48 22 449 40 27

**Statistical Office in Kraków**  
**Director: Agnieszka Szlubowska**  
Tel: +48 12 420 40 50

**Press office**

Tel: 22 608 38 04

**e-mail: [obslugaprasowa@stat.gov.pl](mailto:obslugaprasowa@stat.gov.pl)**

Issued by:  
**The Spokesperson for the President  
of Statistics Poland**  
**Karolina Banaszek**  
Tel: +48 695 255 011



stat.gov.pl



@StatPoland



@GlownyUrzadStatystyczny



gus\_stat



glownyurządstatystycznygus



glownyurządstatystyczny

**Related publications**

[Non-profit organizations during the COVID-19 epidemic \(March – August 2020\)](#)

[Development of the social economy in 2019. The results of pilot studies](#)

[Cooperation of non-profit organizations with other entities in 2019](#)

[Management of non-profit organizations in 2019](#)

[Social Economy Satellite Account for Poland 2018](#)