

# Stationary social welfare facilities in 2019

25.05.2020

## 118.9 thousand

The number of places in stationary social welfare facilities in 2019

As of 31st December 2019, in Poland there were 1 837 stationary social welfare facilities and 49 branches, with 118.9 thousand places. 112.5 thousand residents stayed in stationary social welfare facilities, including 53.9 thousand women.

### Facilities

At the end of 2019 social assistance houses constituted majority of all stationary social welfare facilities (47.6%), followed by establishments ensuring 24-hour care for disabled persons, chronic patients, or elderly persons within the scope of economic activity or their statutory activity (21.0%) and hostels for homeless persons (16.5%). Family-based assistance houses, community self-help centres (with round-the-clock available places), houses for mothers with children under age and pregnant women, night shelters and other centres jointly accounted for 14.9% of all facilities.

Social assistance houses constituted nearly 48% of all stationary social welfare facilities

**Table 1. Stationary social welfare facilities by type<sup>a</sup> in 2019**

As of 31st December

SPECIFICATION	Centres	Places	Residents
<b>Stationary social welfare facilities</b>	<b>1 837</b>	<b>118 877</b>	<b>112 460</b>
Social assistance houses	875	82 840	81 795
Family-based assistance houses	37	323	292
Centres run within the scope of economic or statutory activity <sup>b</sup>	385	14 594	13 313
Community self-help centres <sup>c</sup>	7	170	150
Houses for mothers with children under age and pregnant women	62	1 495	997
Night shelters	88	2 895	2 253
Hostels for homeless persons	303	14 993	12 776
Others	80	1 567	884

a Centres excluding branches. Places and residents including branches. b Establishments ensuring 24-hour care for disabled persons, chronic patients, or elderly persons within the scope of economic activity or their statutory activity. c Including round-the-clock places.

### Places

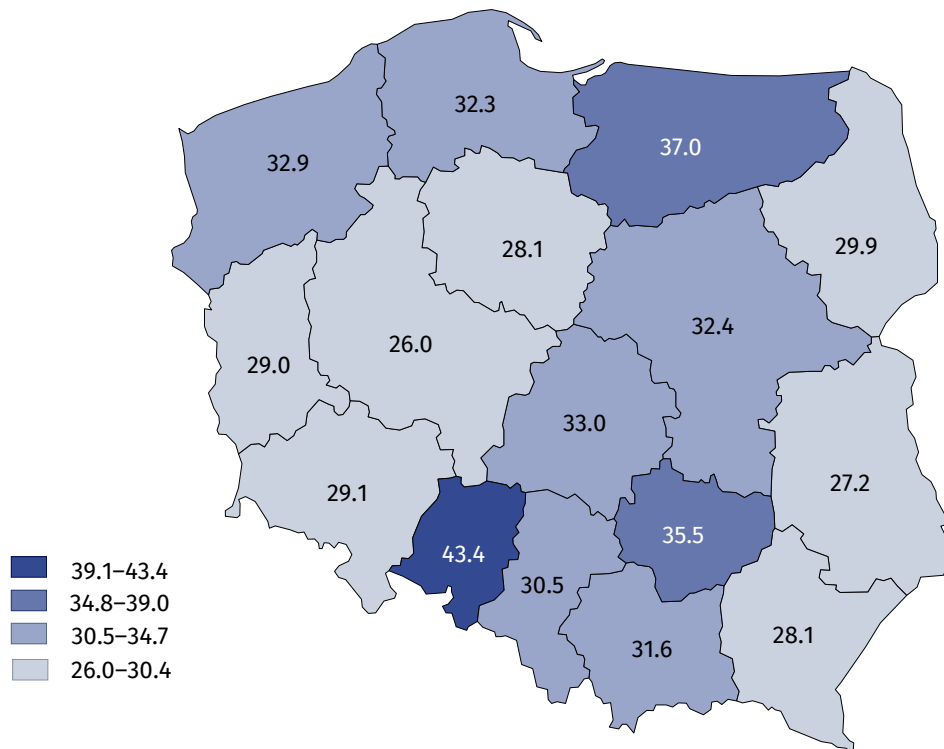
At the end of 2019, the places in social assistance houses accounted for 69.7% of all places in stationary social welfare facilities and the places in hostels for homeless persons accounted for 12.6%. establishments ensuring 24-hour care for disabled persons, chronic patients, or elderly persons within the scope of economic activity or their statutory activity, accounted for 12.3%, while family-based assistance houses, community self-help centres (with round-the-clock available places), houses for mothers with children under age and pregnant women, night shelters and others accounted jointly for 5.4% of all places in stationary social welfare facilities.

About 70% of all places in stationary social welfare facilities is located in social assistance houses

The biggest number of places in stationary social welfare facilities per 10 thousand persons is in Opolskie Voivodship (43.4) and the smallest one in Wielkopolskie Voivodship (26.0).

## Map 1. Places in stationary social welfare facilities per 10 thousand persons in 2019

As of 31st December



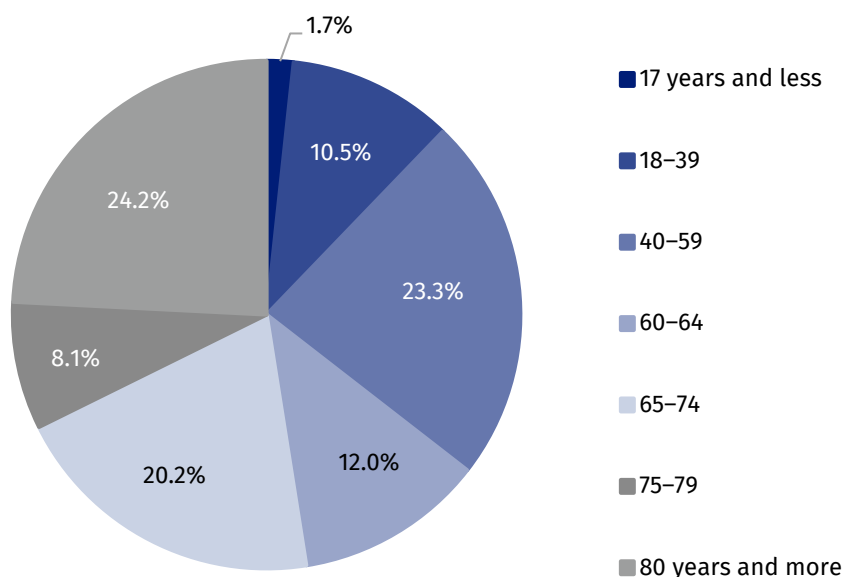
### Residents

As of 31st December, in stationary social welfare facilities, there were 112.5 thousand residents, (less by 0.5% than in the previous year). Men constituted the majority of residents – 58.6 thousand. 72.7% of residents stayed in social assistance houses. 11.8% of all residents stayed in establishments ensuring 24-hour care for disabled persons, chronic patients, or elderly persons within the scope of economic activity or their statutory activity and 11.4% residents were in hostels for homeless persons. The residents in community self-help centres (with round-the-clock available places) accounted only for 0.1% of all residents.

The aged persons over 60 years old were the majority of residents in stationary social welfare facilities (72.5 thousand), while residents at age of 17 and less constituted the smallest age group (1.9 thousand).

**Chart 1. Structure of residents in stationary social welfare facilities by age in 2019**

As of 31st December

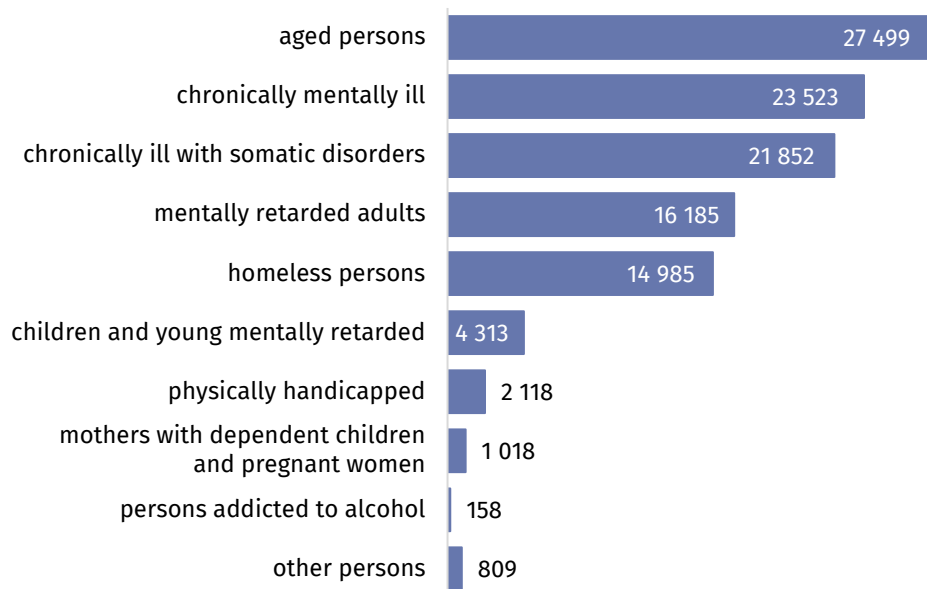


The most of residents (24.5% of total number of residents) stayed in facilities for aged persons, a little less (20.9%) in centres for chronically mentally ill and in centres for chronically ill with somatic disorders (19.4%). The smallest share referred to persons addicted to alcohol (0.1%).

Nearly 25% of all residents in stationary social welfare facilities stayed in the centres for aged people

**Chart 2. Residents in stationary social welfare facilities by groups in 2019**

As of 31st December



85.0% residents in stationary social welfare facilities contributed, at least in part, to financing of their stay in the centres and covered the stay from their own income, e.g. retirement or other pension. Local government or state budget paid for the stay of 8.0% residents in full amount. The stay for 4.6% residents was paid by their families in full amount and 2.4% residents were exempted from the payment.

**Table 2. Stationary social welfare facilities by voivodships<sup>a</sup> in 2019**

As of 31st December

VOIVODSHIPS	Centres	Places	Residents
<b>POLAND</b>	<b>1 837</b>	<b>118 877</b>	<b>112460</b>
Dolnośląskie	119	8 447	8 125
Kujawsko-pomorskie	87	5 828	5 417
Lubelskie	83	5 729	5 383
Lubuskie	47	2 933	2 854
Łódzkie	111	8 109	7 845
Małopolskie	166	10 785	10 280
Mazowieckie	288	17 593	16 547
Opolskie	61	4 262	4 032
Podkarpackie	84	5 975	5 550
Podlaskie	57	3 518	3 278
Pomorskie	118	7 580	7 005
Śląskie	229	13 792	12 991
Świętokrzyskie	70	4 380	4 185
Warmińsko-mazurskie	90	5 258	5 022
Wielkopolskie	149	9 102	8 646
Zachodniopomorskie	78	5 586	5 300

<sup>a</sup> Centres excluding branches. Places and residents including branches.

Prepared by:

**Statistical Office in Kraków**

**Director Agnieszka Szlubowska**

Office: tel. (+48 12) 420 40 50

Issued by:

**The Spokesperson for the President  
of Statistics Poland**

**Karolina Banaszek**

Mobile: (+48) 695 255 011

**Press Office**

Office: tel. (+48 22) 608 34 91; 608 38 04

**e-mail: [obslugaprasowa@stat.gov.pl](mailto:obslugaprasowa@stat.gov.pl)**



[www.stat.gov.pl/en/](http://www.stat.gov.pl/en/)



[@StatPoland](https://twitter.com/StatPoland)



[@GlownyUrzadStatystyczny](https://www.facebook.com/GlownyUrzadStatystyczny)

**Related information**

[Social assistance, child and family services in 2018](#)

**Data availability in databases**

[Database Local Data Bank – health care and social welfare](#)

**Terms used in official statistics**

[Community self-help centre](#)

[Establishment ensuring 24-hour care for disabled persons, chronic patients, or elderly persons within the scope of economic activity or their statutory activity](#)

[Family-based assistance house](#)

[Hostel for homeless persons](#)

[House for mothers with children under age and pregnant women](#)

[Night shelter](#)

[Social assistance house](#)