

Pharmacies and pharmaceutical outlets in 2021

02.06.2022

↓ 1.6%

Decrease in the number of generally available pharmacies compared to 2020

At the end of 2021, there were operating 11.9 thousand pharmacies (generally available and dispensaries) and 1.1 thousand pharmaceutical outlets in which 58.3 thousand pharmacists and pharmaceutical technicians were employed.

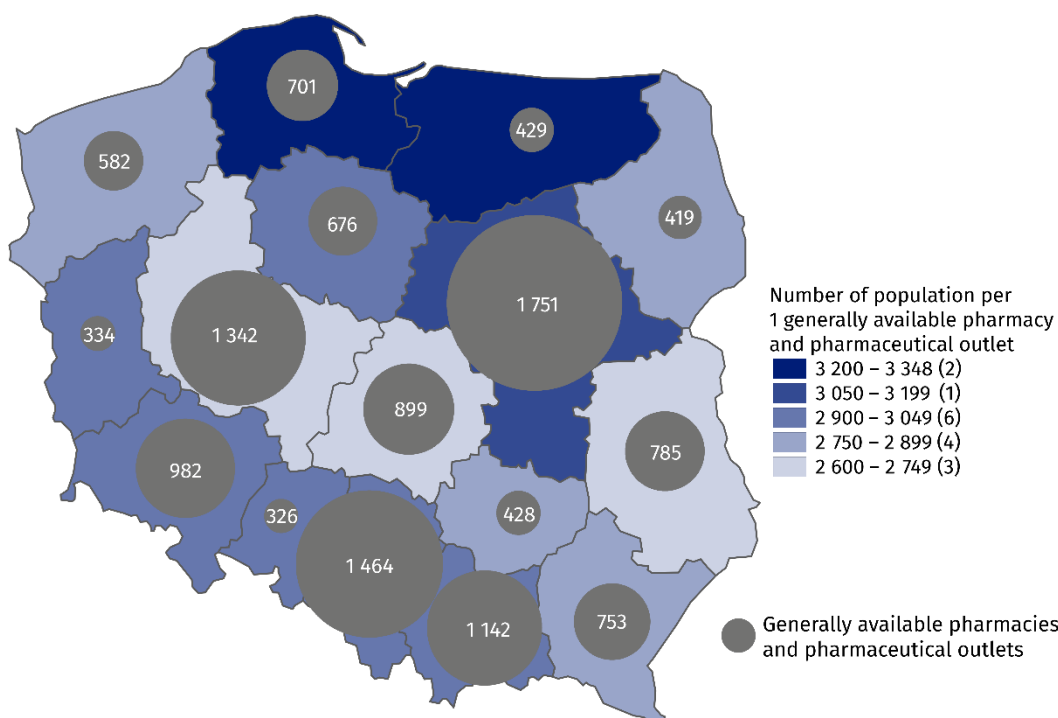
Pharmacies and pharmaceutical outlets

At the end of 2021, there were operating 11.9 thousand generally available pharmacies (decrease of 1.6% in comparison with the previous year), 24 dispensaries (as in 2020) and 1.1 thousand pharmaceutical outlets (by 0.4% less than a year earlier).

The night duties were fulfilled permanently by 2.8% generally available pharmacies, as well as temporarily by 22.5% pharmacies. The sales of medical products by mail order using the website (via e-pharmacies) were carried out by 164 pharmacies and 4 pharmaceutical outlets.

In Poland, there were on average 2 926 persons per 1 generally available pharmacy and pharmaceutical outlet (by 29 more than in the previous year). Like a year earlier, the highest number of inhabitants per 1 generally available pharmacy and pharmaceutical outlet was recorded in Pomorskie Voivodship (3 348), while the lowest – in Wielkopolskie Voivodship (2 600).

Map 1. Generally available pharmacies and pharmaceutical outlets by voivodships in 2021
As of 31 December



At the national level the number of population per 1 generally available pharmacy and pharmaceutical outlet amounted to 2 926 persons

Employed in pharmacies and pharmaceutical outlets

As of 31 December 2021, generally available pharmacies, dispensaries and pharmaceutical outlets employed 63.6 thousand employees¹, of which 26.1 thousand pharmacists (decrease by 0.6% compared to 2020) and 32.2 thousand pharmaceutical technicians (by 2.1% less than a year earlier). Like a year earlier, the vast majority of employees were females (83.1% of pharmacists and 94.3% of pharmaceutical technicians).

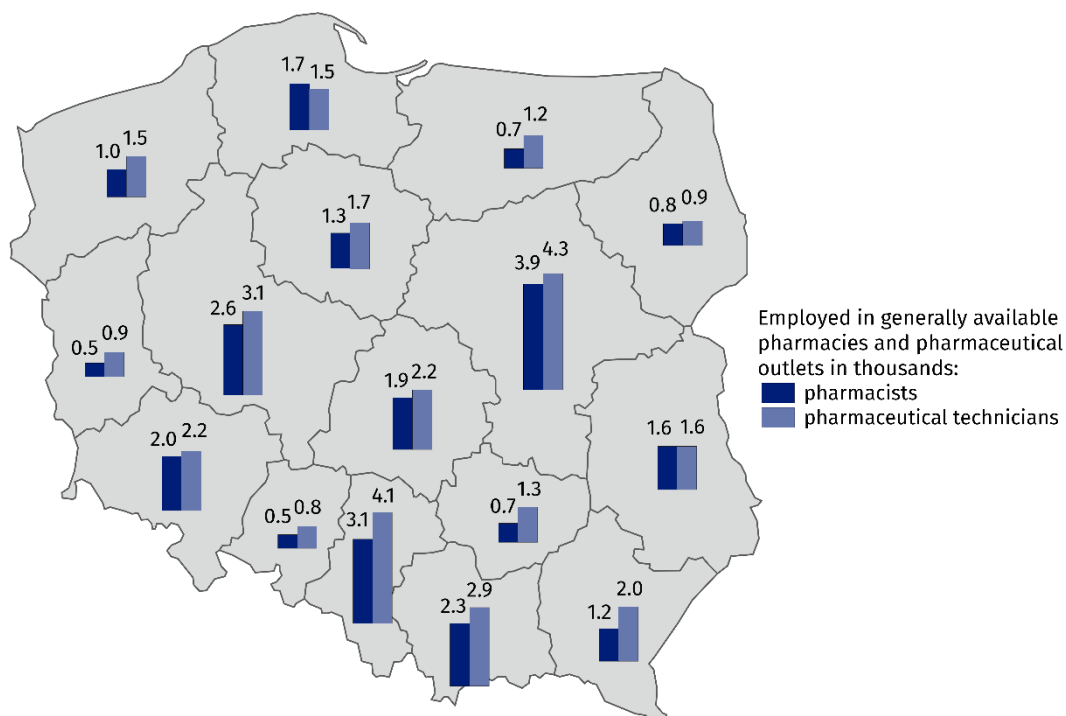
Pharmacies and pharmaceutical outlets employed 26.1 thousand pharmacists and 32.2 thousand pharmaceutical technicians

Table 1. Employed in pharmacies and pharmaceutical outlets in 2021

WYSZCZEGÓLNIENIE	Employees total	Of which	
		pharmacists	pharmaceutical technicians
	in thousands		
Generally available pharmacies	61.7	25.9	30.6
Dispensaries	0.2	0.1	0.1
Pharmaceutical outlets	1.7	0.1	1.5

Map 2. Employed in generally available pharmacies and pharmaceutical outlets by voivodships in 2021

As of 31 December



¹ Concerns employed persons for whom this is the main workplace. Total number of employed covers all employees in an establishment, including non-medical staff (e.g. cashiers, manual workers) as well as owners and co-owners of pharmacies.

In the case of quoting data from the Statistics Poland, please provide information: "Statistics Poland data source", and in the case of publishing calculations made on data published by the Statistics Poland, please provide information: "Own study based on Statistics Poland data".







Prepared by:
Statistical Office in Kraków
Director Agnieszka Szlubowska
Phone: (+48 12) 420 40 50

Issued by:
**The Spokesperson for the President
of Statistics Poland**
Karolina Banaszek
Phone: (+48) 695 255 011

Press Office

Phone: (+48 22) 608 38 04

e-mail: obslugaprasowa@stat.gov.pl

-  stat.gov.pl/en/
-  [@StatPoland](https://twitter.com/StatPoland)
-  [@GlownyUrzadStatystyczny](https://www.facebook.com/GlownyUrzadStatystyczny)
-  [gus_stat](https://www.instagram.com/gus_stat)
-  [glownyurządstatystycznygus](https://www.youtube.com/glownyurządstatystycznygus)
-  [glownyurządstatystyczny](https://www.linkedin.com/company/glownyurządstatystyczny)

Related information

[Health and health care in 2020](#)

[Methodological report. Health and health care statistics – Statistics Poland’s reports](#)

Data available in databases

[Local Data Bank -> Health care, social welfare and benefits to the family](#)

[Knowledge Databases -> Health and Health care](#)

Terms used in official statistics

[Generally available pharmacy](#)

[Dispensary](#)

[Pharmaceutical outlet](#)

[The main workplace](#)